



- MODULAR BOX -

Combinazioni multiple

Multiple combinations

Video dei Prodotti:
Product Videos



<https://www.paffoni.it/info/modular-box>

Index

- 02** COMPONENTI
PARTS
- 04** GAMMA COMPLETA
COMPLETE RANGE
- 06** VANTAGGI
ADVANTAGES
- 08** DISEGNI TECNICI
TECHNICAL DRAWINGS
- 12** TECNOLOGIE
TECHNOLOGIES
- 13** PROLUNGHE
EXTENSIONS
- 14** FINITURE
FINISHES
- 16** RAPPORTO PROVA DI PORTATA
FLOW RATE REPORT

paffoni

Soluzioni incasso modulari per doccia e vasca Modular concealed solutions for shower and bath

DESIGN - SET ESTERNO DESIGN - EXTERNAL SET

- Piastre:
 - tonde
- Manopole:
 - tonde
- Wall plates:
 - round
- Handles:
 - round



MODULAR BOX

GRUPPO FUNZIONALE FUNCTIONAL GROUP

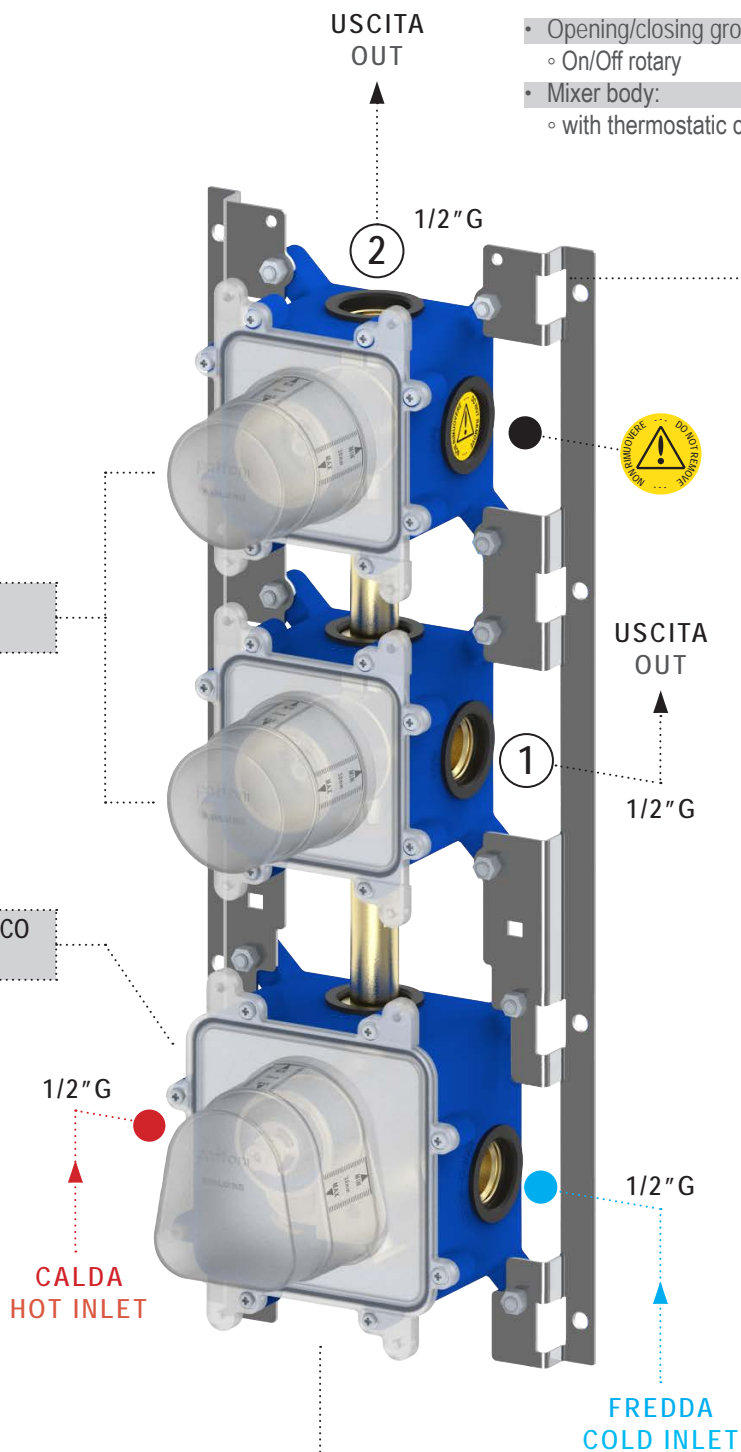
- Gruppo apertura/chiusura:
 - a rotazione On/Off
- Corpo miscelazione:
 - con cartuccia termostatica
- Opening/closing group:
 - On/Off rotary
- Mixer body:
 - with thermostatic cartridge

GRUPPO APERTURA/CHIUSURA OPENING/CLOSING GROUP

- Attacchi da 1/2" G
- 1/2" G connections

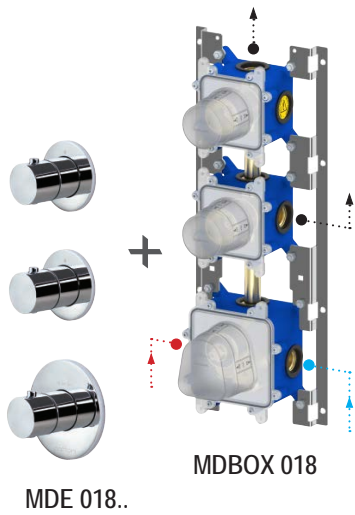
CORPO MISCELATORE TERMOSTATICO THERMOSTATIC MIXER BODY

- Attacchi da 1/2" G
- 1/2" G connections



paffoni

INSTALLAZIONE VERTICALE VERTICAL INSTALLATION




MDBOX 018 + MDE 018..

Termostatico incasso doccia/vasca:

- 2 funzioni
- installazione orizzontale o verticale

Concealed shower/bath mixer:

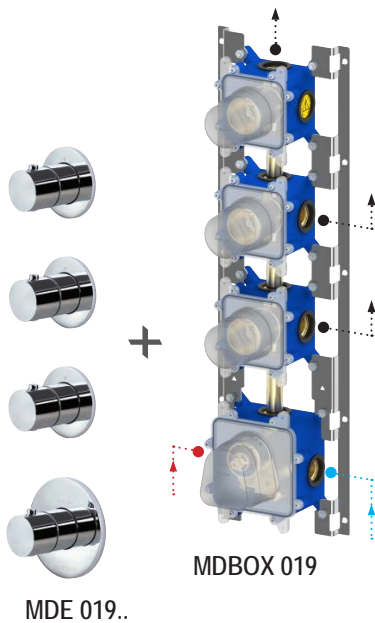
- 2 functions
- horizontal or vertical installation



INSTALLAZIONE ORIZZONTALE HORIZONTAL INSTALLATION

CON GRUPPO TERMOSTATICO SOLO A DESTRA
WITH THERMOSTATIC GROUP ONLY ON THE RIGHT

INSTALLAZIONE VERTICALE VERTICAL INSTALLATION



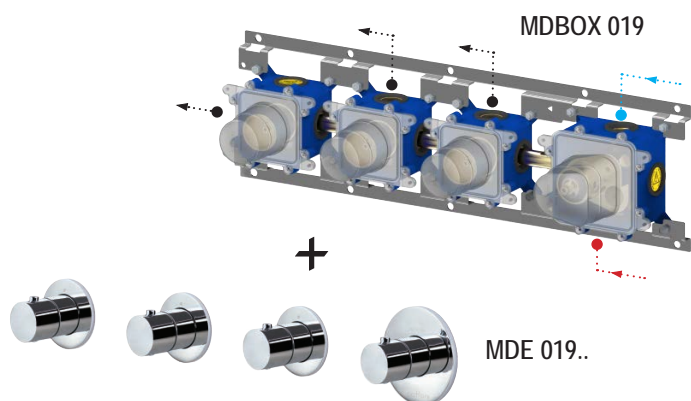
MDBOX 019 + MDE 019..

Termostatico incasso doccia/vasca:

- 3 funzioni
- installazione orizzontale o verticale

Concealed shower/bath mixer:

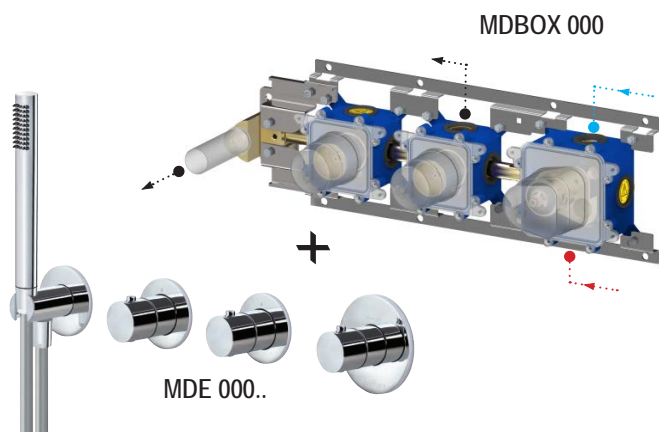
- 3 functions
- horizontal or vertical installation



INSTALLAZIONE ORIZZONTALE HORIZONTAL INSTALLATION

CON GRUPPO TERMOSTATICO SOLO A DESTRA
WITH THERMOSTATIC GROUP ONLY ON THE RIGHT

- MODULAR BOX -



MDBOX 000 + MDE 000..

Termostatico incasso doccia/vasca:


- 2 funzioni
- con set doccia + 1 uscita supplementare

Concealed shower/bath mixer:

- 2 functions
- with shower set + 1 more outlets

INSTALLAZIONE SOLO ORIZZONTALE
ONLY HORIZONTAL INSTALLATION

CON GRUPPO TERMOSTATICO SOLO A DESTRA
WITH THERMOSTATIC GROUP ONLY ON THE RIGHT



MDBOX 001 + MDE 001..

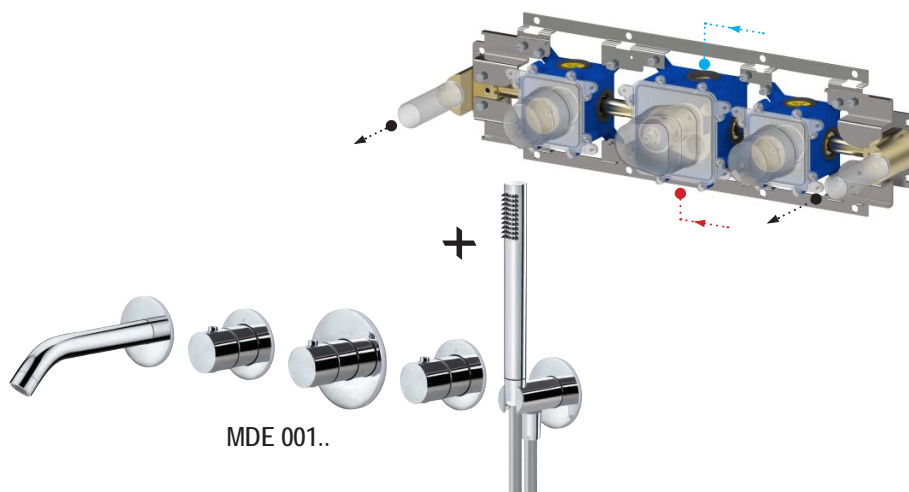
Termostatico incasso doccia/vasca:

- 2 funzioni
- con set doccia + bocca erogazione

Concealed shower/bath mixer:

- 2 functions
- with shower set + spout

MDBOX 001



INSTALLAZIONE SOLO ORIZZONTALE
ONLY HORIZONTAL INSTALLATION

CON BOCCA EROGAZIONE A DESTRA O SINISTRA
WITH SPOUT ON THE RIGHT OR LEFT SIDE

paffoni

PAFFONI MODULAR BOX

Elementi singoli modulari assemblati in differenti combinazioni

Single modular elements assembled in different configurations

VANTAGGI:

- Semplice installazione grazie al telaio che unisce tutti i componenti del set incasso
- Riduce i costi di installazione e manutenzione
- Disponibile per impianti doccia/vasca a 2 e 3 funzioni (termostatici)
- Profondità di installazione:
min 75 - max 105 mm
- Possibilità di installazione in ogni tipo di muro e cartongesso (con fissaggio posteriore o anteriore)

ADVANTAGES:

- Easy to install thanks to the frame that joins all the components of the built-in set
- Reduce installation and maintenance costs
- Available for 2 and 3 functions shower systems (thermostatics)
- Installation depth:
min 75 - max 105 mm
- Possibility of installation in any type of wall and plasterboard (with back or front fixing)

- MODULAR BOX -



SOLUZIONI INCASSO MODULARI PER DOCCIA E VASCA

Paffoni Modular Box viene proposto in differenti combinazioni per soddisfare diverse esigenze funzionali.

Paffoni Modular Box è disponibile solo nella versione termostatico.

I prodotti sono configurabili come segue:

- 2 o 3 funzioni
- design tondo

Dimensioni ridotte per avere più spazio nella vasca e nella doccia:

- Ingombro minimo fuori muro 35 mm
- Altezza della piastra 8 mm

MODULAR CONCEALED SOLUTIONS FOR SHOWER AND BATH

Paffoni Modular Box is proposed in different combinations to satisfy different functional needs.

Paffoni Modular Box is available only mixer in the thermostatic version.

The products are configurable as follows:

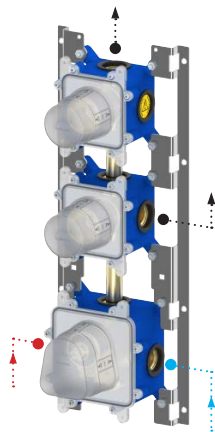
- 2 or 3 functions
- round design

Smaller size to have more space in the bath and shower:

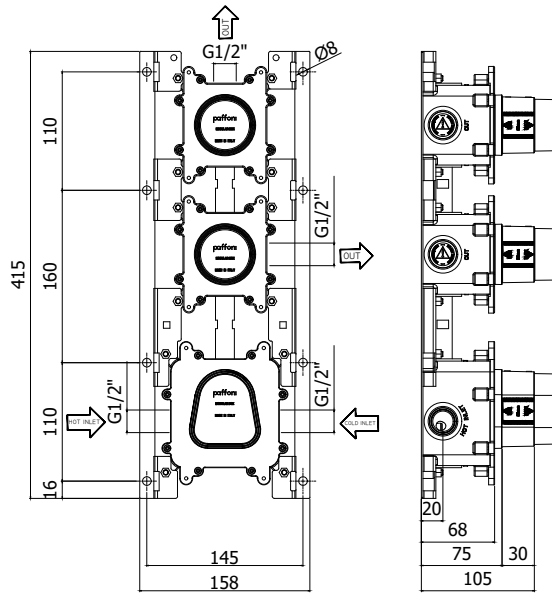
- Thickness encumbrance from the wall 35 mm
- Height of the plate 8 mm

paffoni

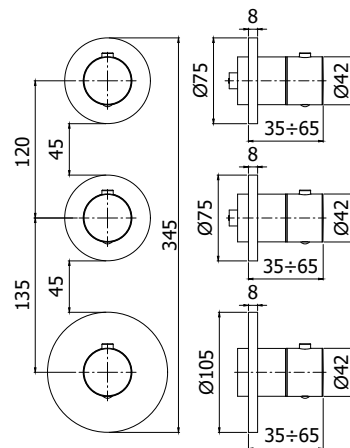
DISEGNI TECNICI
TECHNICAL DRAWINGS



MDBOX 018

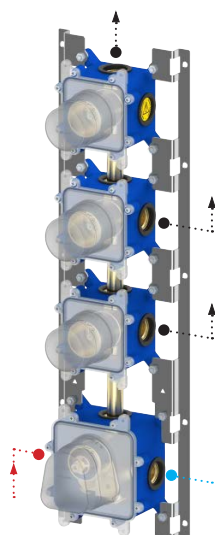


MDE 018..

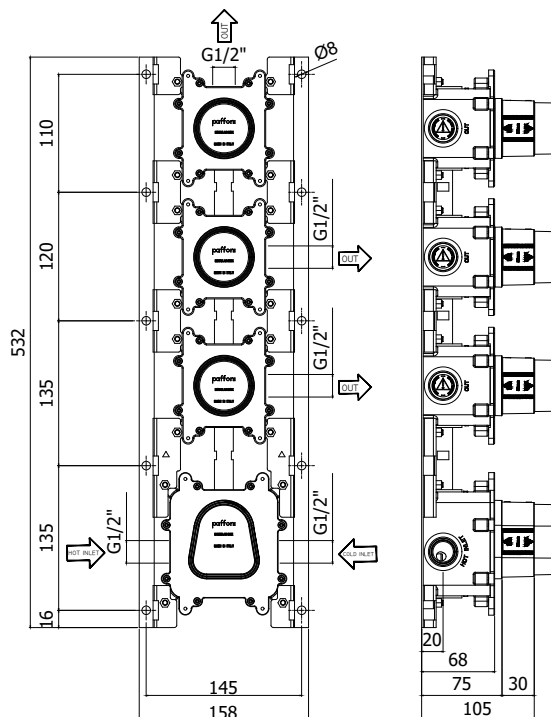


- MODULAR BOX -

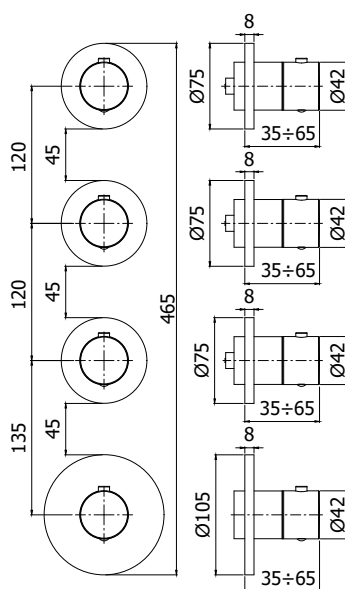
DISEGNI TECNICI
TECHNICAL DRAWINGS



MDBOX 019



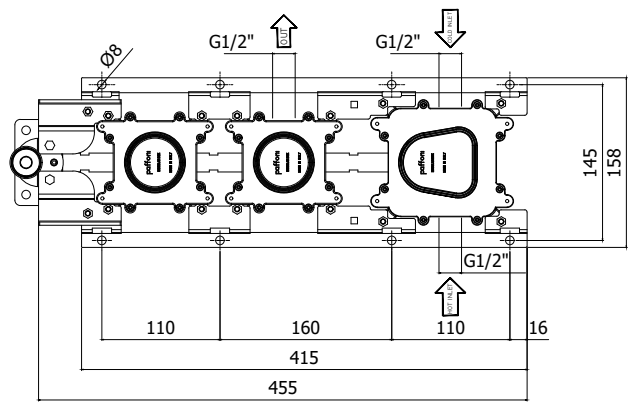
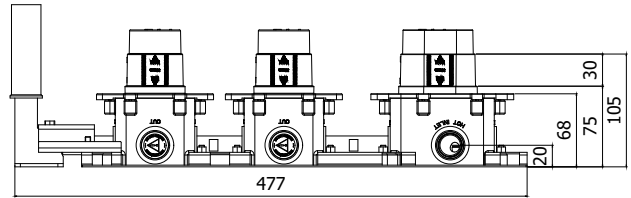

MDE 019..



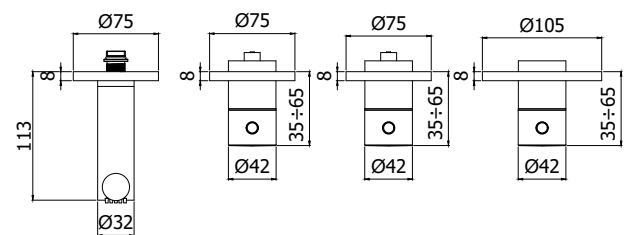
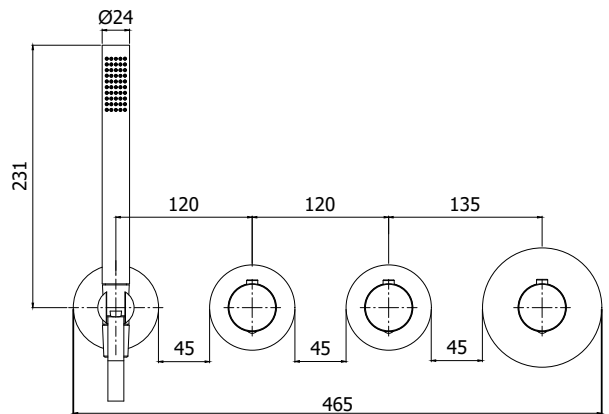
paffoni

DISEGNI TECNICI
TECHNICAL DRAWINGS

MDBOX 000



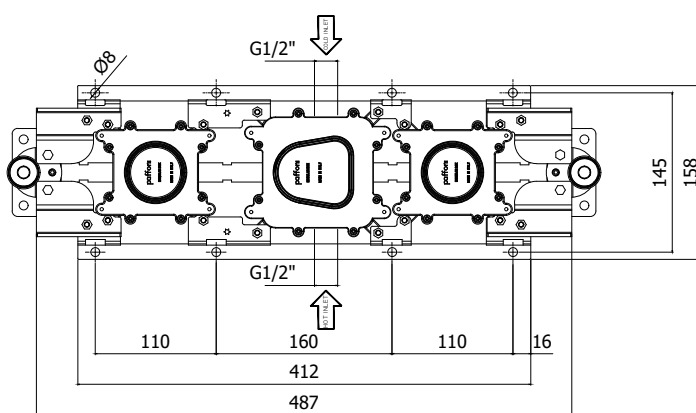
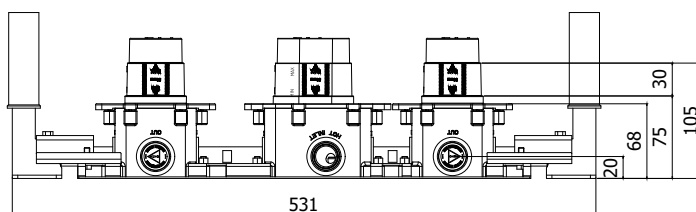

MDE 000..



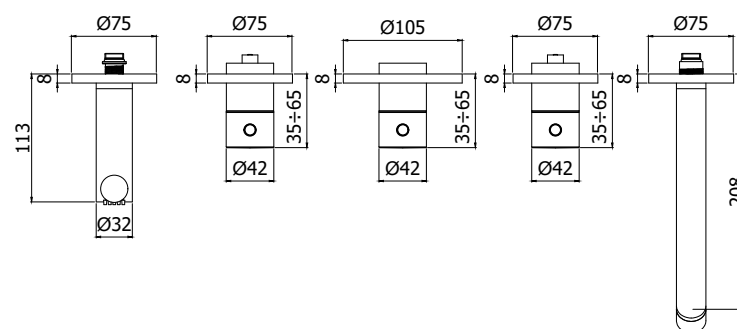
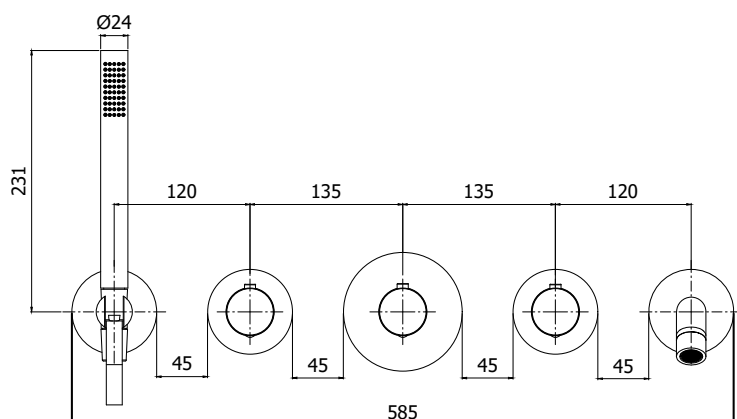
MODULAR BOX

DISEGNI TECNICI
TECHNICAL DRAWINGS

MDBOX 001




MDE 001..



paffoni

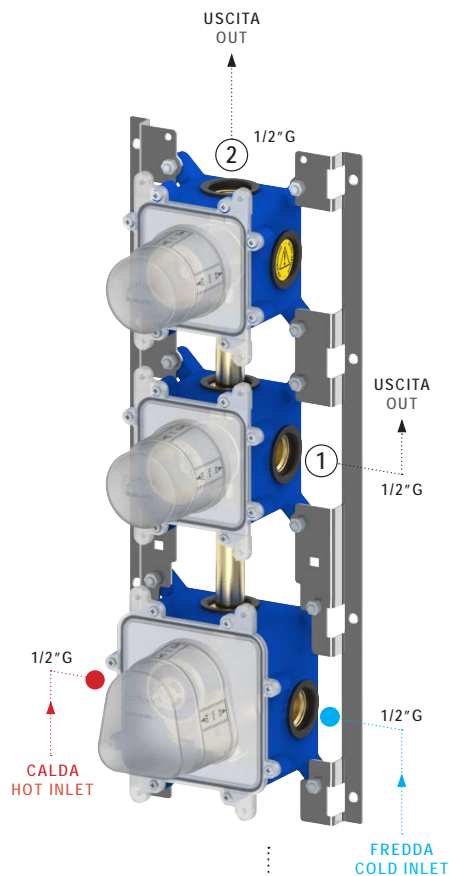
- MODULAR BOX -



Guaina isolante
Insulating sheath



Guarnizioni Anti-vibrazione
Anti-vibration gaskets



Scatola a tenuta "Stagna"
"Watertight" box

TECNOLOGIE:

• Collegamenti:

- Filettatura ingressi (calda/fredda) da 1/2" G
- Filettatura uscite (2 / 3) da 1/2" G

• Sicurezza:

- Corpo in ottone stampato
- Scatola incasso a tenuta "Stagna"
- Guaina isolante sotto-piastrella in tessuto non tessuto
- In caso di guasto, le eventuali perdite non danneggiano il muro poiché vengono contenute dalla scatola e scaricate attraverso il set esterno.

• Confort:

- Guarnizioni insonorizzanti "Anti-vibrazione"

TECHNOLOGIES:

• Connections:

- 1/2" G inlet thread (hot/cold)
- 1/2" G outlet thread (2 / 3)

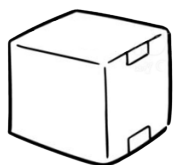
• Safety:

- Brass forged body
- Concealed "Watertight" box
- Insulating sheath non-woven fabric
- In case of leakage, water will be drained by external set

• Comfort:

- "Anti-vibration" gaskets

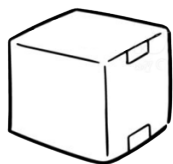
PROLUNGHE DISPONIBILI
AVAILABLE EXTENSIONS



ZPRO 094..

Prolunga per art. MDE 018..
• H20mm

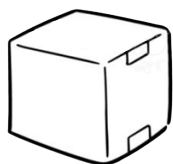
Extension for art. MDE 018..
• H20mm



ZPRO 095..

Prolunga per art. MDE 019..
• H20mm

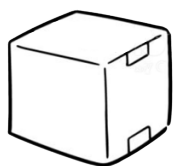
Extension for art. MDE 019..
• H20mm



ZPRO 096..

Prolunga per art. MDE 000..
• H20mm

Extension for art. MDE 000..
• H20mm



ZPRO 097..

Prolunga per art. MDE 001..
• H20mm


Extension for art. MDE 001..
• H20mm

paffoni

- MODULAR BOX -

COLORI E FINITURE DISPONIBILI AVAILABLE COLOURS AND FINISHES



CR  **Cromo**
Chrome plated




HG  **Honey gold**
Honey gold




NO  **Nero opaco**
Matt black



BO  **Bianco opaco**
Matt white



HGSP  **Honey gold spazzolato**
Brushed Honey gold



ST  **Steel looking**
Steel looking



MDE 019CR

Termostatico incasso doccia/vasca:

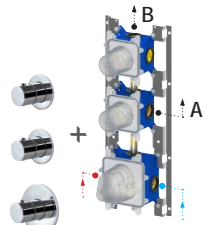
- 3 funzioni
- installazione orizzontale

Concealed shower/bath mixer:

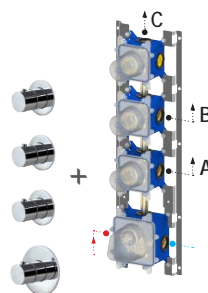
- 3 functions
- horizontal installation

RAPPORTO PROVA DI PORTATA FLOW RATE REPORT

MDBOX 018 + MDE 018

2 Funzioni Functions	Uscita Outlet	Pressione / Pressure (bar)										
		0,5	1,0	1,5	2,0	2,5	3,0	3,5	4,0	4,5	5,0	
	Portata Flow rate (l/min)	A	8,5	12,2	15,2	17,4	19,5	21,3	23,3	25,2	26,9	28,8
	B	8,5	12,2	15,2	17,6	19,6	21,6	23,4	25,1	26,6	28,0	
	A + B	10,3	14,8	18,2	21,0	23,4	25,6	27,7	29,7	31,4	33,1	

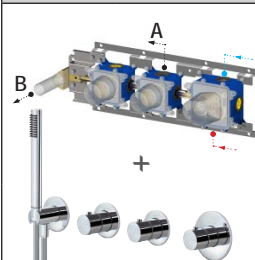
MDBOX 019 + MDE 019

3 Funzioni Functions	Uscita Outlet	Pressione / Pressure (bar)										
		0,5	1,0	1,5	2,0	2,5	3,0	3,5	4,0	4,5	5,0	
	Portata Flow rate (l/min)	A	8,8	12,6	15,6	18,0	20,1	22,0	24,0	25,4	27,3	29,0
		B	8,7	12,4	15,4	17,7	19,8	21,7	23,5	25,1	26,8	28,2
		C	8,5	11,9	14,8	17,1	19,1	20,9	22,5	24,2	25,6	27,1
		A + B	10,2	14,6	17,9	20,7	23,1	25,3	27,4	29,5	31,5	33,7
		A + C	10,2	14,6	17,9	20,7	23,1	25,3	27,4	29,3	31,2	32,9
		B + C	10,0	14,3	17,5	20,1	22,5	24,6	26,6	28,4	30,2	32,0

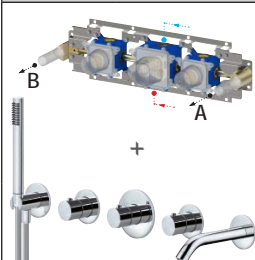
- MODULAR BOX -

RAPPORTO PROVA DI PORTATA FLOW RATE REPORT

MDBOX 000 + MDE 000

2 Funzioni Functions	Uscita Outlet	Pressione / Pressure (bar)										
		0,5	1,0	1,5	2,0	2,5	3,0	3,5	4,0	4,5	5,0	
	Portata Flow rate (l/min)	A	8,7	12,4	15,3	17,7	19,7	21,6	23,4	25,2	26,7	28,2
	B	4,8	7,2	9,1	10,7	12,0	13,2	14,2	15,2	16,2	17,1	
	A + B	9,3	13,3	16,6	19,2	21,5	23,5	25,5	27,3	28,9	30,7	

MDBOX 001 + MDE 001

2 Funzioni Functions	Uscita Outlet	Pressione / Pressure (bar)										
		0,5	1,0	1,5	2,0	2,5	3,0	3,5	4,0	4,5	5,0	
	Portata Flow rate (l/min)	A	7,1	10,2	12,8	14,9	16,7	18,4	19,9	21,3	22,6	23,9
	B	4,9	7,5	9,4	11,0	12,3	13,6	14,7	15,7	16,7	17,7	
	A + B	9,1	13,4	17,0	19,7	22,2	24,4	26,5	28,4	30,2	31,8	



Rubinetteria Paffoni S.p.A.

Via Soriso, 2
28076 - Pogno (NO)
Tel. +39 0322 97321/2
Fax +39 0322 97414
info@paffoni.it

www.paffoni.it