




20





**La nostra storia nasce nel 1953 a Pogno,
dove ancora oggi abbiamo la nostra sede
e i nostri stabilimenti produttivi.**

Our history started in 1953 in Pogno,
where we still have our headquarters
and production plants.

E' una storia fatta di valori e di concretezza, di passione per il lavoro e per il nostro territorio. Il nostro è un successo tutto italiano, i nostri rubinetti vengono progettati e realizzati coniugando la creatività e la cura artigianale tipici del made in Italy con le potenzialità di un'Azienda industriale.
E il filo conduttore è da sempre la funzionalità del prodotto: attenzione a forme pulite ed essenziali, utilizzo di materie prime rispettose delle normative internazionali e applicazione delle migliori innovazioni tecnologiche per ottenere un prodotto in grado di integrarsi perfettamente con la sua materia prima, l'acqua.

It is a story based on values and concreteness, passion for our work and for our territory. Our success is all Italian, our taps are designed and made by combining the creativity and the handmade care typical of Made in Italy with the potential of an industrial company.
The common thread has always been the functionality of the product: attention to simple and essential shapes, the use of raw materials which are respectful of the international regulations, the application of the best technological innovations to obtain a product able to integrate perfectly with its main purpose: the water.



^
ESTERNO STABILIMENTO
OUTSIDE FACTORY VIEW



La nostra Azienda.

La soddisfazione dei nostri clienti passa non solo attraverso i nostri prodotti, ma anche attraverso il nostro servizio. L'attenzione all'innovazione tecnologica e ai miglioramenti continui di processo ci ha permesso di creare un prodotto dall'ottimo rapporto qualità-prezzo, ma anche e soprattutto di consegnarlo in tempi rapidissimi.

La ricerca della qualità sotto ogni punto di vista rappresenta per noi un obiettivo strategico, che ci ha portato ad investire negli anni importanti risorse a sostegno della innovazione sia di prodotto che di processo, come testimoniato anche dalla certificazione di qualità aziendale seconda la norma UNI EN ISO 9001:2015.



INTERNO STABILIMENTO
INSIDE FACTORY VIEW



Our Company.

The satisfaction of our customers does not only depend on our products, but also on our service. The attention to the technological innovation and the continuous process improvements allow us not only to create a product with an excellent quality-price ratio, but also to deliver it in a very short time. The search of quality from every point of view is for us a strategic objective, which we have invested over the years important resources to support both product and process innovation, as also evidenced by the Company Quality Certification according to the UNI EN standard ISO 9001: 2015.

Index

- 08 **Garanzia e compilazione ordini**
Guarantee and how to make orders
- 10 **Finiture**
Finishes
- 14 **Compact box**
Compact box
- 18 **Modular box**
Modular box
- 22 **P-Box**
P-Box
- 24 **Tabella compatibilità**
Compatibility table
- 565 **Accessori**
Fittings
- 596 **Condizioni di vendita**
Sale conditions
- 602 **Contatti agenti**
Agents contacts



Miscelatori Mixers



- | | | | |
|-----|---------------|-----|------------------|
| 27 | Jo | 263 | Green |
| 47 | Joker | 277 | Red |
| 63 | Elle-Effe | 295 | Duemila |
| 81 | Level | 309 | Nettuno 2 |
| 99 | Rock | 323 | Nettuno |
| 115 | Tilt | 337 | Apollo 3 |
| 129 | Tango | 345 | Flavia-Giorgia |
| 141 | Light | 355 | Chef |
| 167 | Birillo-Micro | 361 | Termostatici |
| 185 | Berry | 381 | Compact box |
| 197 | Ringo-West | 391 | Modular box |
| 215 | Candy | 399 | Incassi Projects |
| 231 | Stick | | |
| 251 | Sly | | |



Rubinetteria tradizionale Traditional taps



- 421 Belinda-Melissa
- 433 Iris-Viola
- 449 Quattro
- 459 Danubio



Soluzioni doccia Shower set solutions



- 473 Soluzioni doccia - Shower set solutions
- 477 Colonne doccia - Shower columns
- 505 Saliscendi - Sliding rails
- 521 Soffioni - Shower heads
- 535 Docce - Hand showers
- 555 Kit bidet - Bidet kit

5 anni di garanzia/ 5 years guarantee



Le nostre produzioni vengono realizzate con l'impiego delle migliori materie prime e componenti, in linea con le norme di qualità previste dai primari Istituti di Certificazione sia europei che nazionali. Qualora, malgrado i nostri scrupolosi controlli, sorgessero vizi e difetti occulti, tutti i nostri prodotti sono assistiti da garanzia, a condizione che vengano rispettate le modalità di installazione e di impiego previste dalle nostre condizioni generali di vendita.

Our productions are realised by using best raw- materials and components, as per the European and national Standards rules.

Should faults or defects occur in spite of our rigorous inspections, all our products are covered by guarantee, on condition that installation and use modalities, foreseen in our general conditions of sale, are followed.

Corretta compilazione degli ordini / How to make orders correctly

Colori e finiture: disponibili come da tabella, presentati nelle pagine successive, si devono indicare apponendo il colore dopo il codice completo dell'articolo.

Colours and finishes: available as per the list, shown in the following pages, you have to place the code-reference of the colour after the article-No.



codice articolo costituito da /
article code is made by:

■ 2/5 lettere
(richiamano la serie)
2/5 letters
(for range)

■ 3 numeri
(identificano l'articolo)
3 numbers
(for article)

2/4 lettere
(individuano la finitura)
2/4 letters
(for finish)

TI 075..
Miscelatore lavabo
Wash basin mixer

finiture / finishes
CR 156,93
BO 204,02
NO 204,02
ST 235,40



Finiture / Finishes



JO

JOKER

ELLE

EFFE

LEVEL

ROCK




TILT

TANGO






LIGHT

BIRILLO





Riflettente / Reflective

| | | JO | JOKER | ELLE | EFFE | LEVEL | ROCK | TILT | TANGO | LIGHT | BIRILLO |
|----|---|----|-------|------|------|-------|------|------|-------|-------|---------|
| CR |  Cromo Chrome plated | ■ | ■ | ■ | ■ | ■ | ■ | ■ | ■ | ■ | ■ |
| CO |  Cromo + gold finish Chrome + gold finish | | | | | | | | | | |
| HG |  Honey gold Honey gold | | | | | | | | | ■ | |

Colorata / Colored

| | | JO | JOKER | ELLE | EFFE | LEVEL | ROCK | TILT | TANGO | LIGHT | BIRILLO |
|----|---|----|-------|------|------|-------|------|------|-------|-------|---------|
| BO |  Bianco opaco Matt white | | | | | | | ■ | | ■ | |
| CC |  Colore (bianco o nero lucido) + cromo Colour (glossy white or black) + chrome | | | | | | | | | | |
| CG |  Colore (bianco o nero lucido) + gold finish Colour (glossy white or black) + gold finish | | | | | | | | | | |
| NO |  Nero opaco Matt black | ■ | ■ | | | | | ■ | | ■ | |
| TF |  Terra di francia + cromo Terre de france + chrome | | | | | | | | | | |

Spazzolata / Brushed

| | | JO | JOKER | ELLE | EFFE | LEVEL | ROCK | TILT | TANGO | LIGHT | BIRILLO |
|------|---|----|-------|------|------|-------|------|------|-------|-------|---------|
| BR |  Bronzato Bronze | | | | | | | | | | |
| RM |  Ramato Copper | | | | | | | | | | |
| HGSP |  Honey gold spazzolato Brushed honey gold | | | | | | | | | ■ | |
| ST |  Steel looking Steel looking | | | | ■ | ■ | ■ | ■ | ■ | ■ | |



MICRO BERRY RINGO WEST CANDY STICK SLY GREEN RED DUEMILA NETTUNO 2 NETTUNO APOLLO 3 FLAVIA GIORGIA CHEF





| | | | | | | | | | | | | | | | |
|--|---|---|---|---|---|---|---|---|---|---|---|---|---|---|---|
| | ■ | ■ | ■ | ■ | ■ | ■ | ■ | ■ | ■ | ■ | ■ | ■ | ■ | ■ | ■ |
| | | | | | | | | | | ■ | | | ■ | ■ | |
| | | | | | | | | | | ■ | | | | | |
| | | ■ | | | | | | | | ■ | | | | | |
| | | | | | | | | | | | | | | ■ | ■ |
| | | | | | | | | | | | | | | ■ | ■ |
| | | | | | | | | | | | | | | | |
| | | | | | ■ | | | | | | | | | | |

Finiture / Finishes







TERMOSTATICI
LEVEL
 TERMOSTATICI
LIGHT
 TERMOSTATICI
EQUO STAR NEW
 TERMOSTATICI
QUATTRO
 COMPACT
BOX
 MODULAR
BOX
 INCASSI
PROJECTS





Riflettente / Reflective

| | | | | | | | | | |
|----|---|---|---|---|---|---|---|---|---|
| CR |  | Cromo Chrome plated | ■ | ■ | ■ | ■ | ■ | ■ | ■ |
| CO |  | Cromo + gold finish Chrome + gold finish | | | | | | | |
| GF |  | Gold finish Gold finish | | | | | | | |
| HG |  | Honey gold Honey gold | | ■ | | | ■ | ■ | |

Colorata / Colored

| | | | | | | | | | |
|----|---|---|--|---|--|--|---|---|--|
| BO |  | Bianco opaco Matt white | | ■ | | | ■ | ■ | |
| CC |  | Colore (bianco o nero lucido) + cromo Colour (glossy white or black) + chrome | | | | | | | |
| CG |  | Colore (bianco o nero lucido) + gold finish Colour (glossy white or black) + gold finish | | | | | | | |
| NO |  | Nero opaco Matt black | | ■ | | | ■ | ■ | |

Spazzolata / Brushed

| | | | | | | | | | |
|------|---|---|---|---|--|--|---|---|--|
| BR |  | Bronzato Bronze | | | | | | | |
| RM |  | Ramato Copper | | | | | | | |
| HGSP |  | Honey gold spazzolato Brushed honey gold | | ■ | | | ■ | ■ | |
| ST |  | Steel looking Steel looking | ■ | ■ | | | ■ | ■ | |



BELINDA



MELISSA



IRIS



VIOLA



QUATTRO



DANUBIO



SOLUZIONI
DOCCIA



COLONNE
DOCCIA



SALISCENDI



SOFFIONI



DOCCE



KIT BIDET

| | | | | | | | | | | | | | | | |
|--|--------------------------|--------------------------|--------------------------|--------------------------|--------------------------|--------------------------|--------------------------|--------------------------|--------------------------|--------------------------|--------------------------|--------------------------|--------------------------|--------------------------|--------------------------|
| | <input type="checkbox"/> | <input type="checkbox"/> | <input type="checkbox"/> | <input type="checkbox"/> | <input type="checkbox"/> | <input type="checkbox"/> | <input type="checkbox"/> | <input type="checkbox"/> | <input type="checkbox"/> | <input type="checkbox"/> | <input type="checkbox"/> | <input type="checkbox"/> | <input type="checkbox"/> | <input type="checkbox"/> | <input type="checkbox"/> |
| | <input type="checkbox"/> | <input type="checkbox"/> | <input type="checkbox"/> | <input type="checkbox"/> | <input type="checkbox"/> | | <input type="checkbox"/> | | <input type="checkbox"/> | <input type="checkbox"/> | <input type="checkbox"/> | <input type="checkbox"/> | <input type="checkbox"/> | <input type="checkbox"/> | <input type="checkbox"/> |
| | | | <input type="checkbox"/> | <input type="checkbox"/> | | | | | <input type="checkbox"/> | <input type="checkbox"/> | <input type="checkbox"/> | <input type="checkbox"/> | <input type="checkbox"/> | <input type="checkbox"/> | <input type="checkbox"/> |
| | | | <input type="checkbox"/> | <input type="checkbox"/> | | | | | <input type="checkbox"/> | <input type="checkbox"/> | <input type="checkbox"/> | <input type="checkbox"/> | <input type="checkbox"/> | <input type="checkbox"/> | <input type="checkbox"/> |
| | <input type="checkbox"/> | <input type="checkbox"/> | <input type="checkbox"/> | <input type="checkbox"/> | | | | | <input type="checkbox"/> | <input type="checkbox"/> | <input type="checkbox"/> | <input type="checkbox"/> | <input type="checkbox"/> | <input type="checkbox"/> | <input type="checkbox"/> |
| | <input type="checkbox"/> | <input type="checkbox"/> | <input type="checkbox"/> | <input type="checkbox"/> | | | | | <input type="checkbox"/> | <input type="checkbox"/> | <input type="checkbox"/> | <input type="checkbox"/> | <input type="checkbox"/> | <input type="checkbox"/> | <input type="checkbox"/> |
| | | | | | | | | | <input type="checkbox"/> | <input type="checkbox"/> | <input type="checkbox"/> | <input type="checkbox"/> | <input type="checkbox"/> | <input type="checkbox"/> | <input type="checkbox"/> |
| | | | | | | | | | <input type="checkbox"/> | <input type="checkbox"/> | <input type="checkbox"/> | <input type="checkbox"/> | <input type="checkbox"/> | <input type="checkbox"/> | <input type="checkbox"/> |


Compact Box

La soluzione compatta e universale per doccia e vasca.
Compact and universal solution for shower and bath.



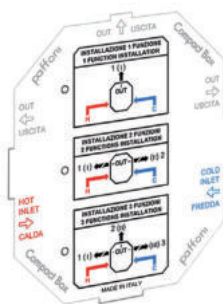
DESIGN SET ESTERNO EXTERNAL SET

- Piastra:
• tonda o quadra
Manopola:
• tonda o quadra
Wall plate:
• round or square
Handle:
• round or square



BASE PER COMPACT BOX BASE FOR COMPACT BOX

- Set incasso universale per miscelatori e termostatici compact
- 1, 2 o 3 uscite
- Attacchi da 1/2" G
- Universal concealed set for compact mixers and thermostatic mixers
- 1, 2 or 3 outlets
- 1/2" G connections



COVER ISTRUZIONI INSTRUCTIONS COVER

Istruzioni di collegamento in base al n° di funzioni necessarie

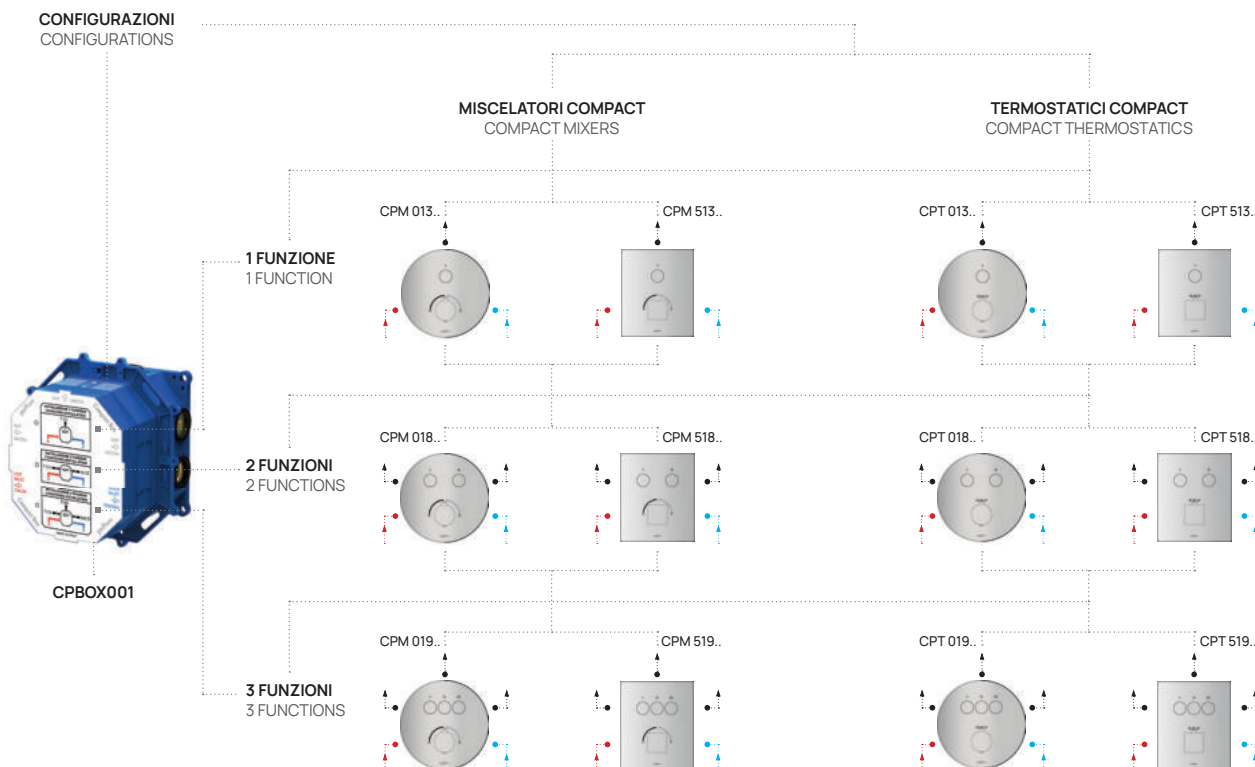
Connection instructions according to the number of required functions



GRUPPO FUNZIONALE FUNCTIONAL GROUP

- Diverter:
• con pulsante On/Off
Corpo miscelazione:
• con cartuccia a dischi ceramici
• cartuccia termostatica

- Diverter:
• with On/Off button
Mixer body:
• with ceramic disc cartridge or thermostatic cartridge



Set incasso universale per miscelatori e termostatici compact

Universal concealed box for compact mixers and compact thermostatic mixers

COMPLETARE IL PRODOTTO COME SEGUE:
TO COMPLETE THE PRODUCT AS FOLLOWS:



CPBOX 001
Set incasso universale
Universal concealed set

+



CODICE / CODE
Set esterno (es. CPM019)
External set (ex. CPM019)

Vantaggi:


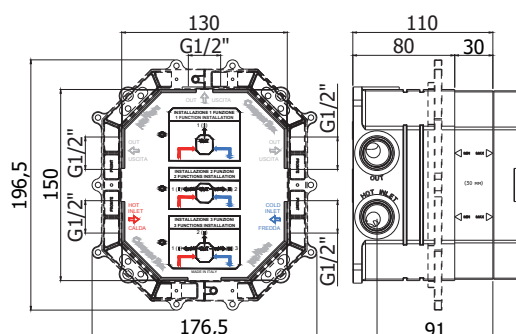
- Semplice installazione
- Riduce i costi di installazione e manutenzione
- Disponibile per impianti doccia/vasca a 1, 2 e 3 funzioni (miscelatori e termostatici)
- Profondità di installazione: min 80 - max 110 mm
- Flangia anteriore regolabile in funzione dello spessore del rivestimento: 10-40 / 50 / 60 mm
- Possibilità di installazione in ogni tipo di muro e cartongesso (con fissaggio posteriore o anteriore)
- Possibilità di cambiare design e finitura in qualsiasi momento
- Possibilità di sostituire il miscelatore con il termostatico a seconda delle esigenze
- In caso di guasti, possibilità di cambiare il corpo di miscelazione e deviazione senza danneggiare muri e rivestimenti

Advantages:

- Easy to install
- Reduce installation and maintenance costs
- Available for 1,2 and 3 functions shower systems (mixers and thermostatics)
- Installation depth: min 80 - max 110 mm
- Front flange adjustable according to the thickness of the coating: 10-40 / 50 / 60 mm
- Possibility of installation in any type of wall and plasterboard (with back or front fixing)
- Design and finish can be changed at any time
- Possibility to replace the mixer with thermostatic one according to the needs
- In case of failures, repair or change the mixing body can be done without damaging tiles and wall

Compact Box

La soluzione compatta e universale per doccia e vasca.
Compact and universal solution for shower and bath.



Paffoni Compact Box è una soluzione in grado di soddisfare diverse esigenze sia funzionali che estetiche.

Grazie alla sua flessibilità Paffoni Compact Box è disponibile sia nella versione **miscelatore** che **termostatico**.

Set incasso universale configurabile come segue:

- 1, 2 o 3 funzioni
- con cartuccia a dischi ceramici per miscelatore compact con cartuccia termostatica per termostatico compact
- design: tondo (Ø180 mm) o quadro (150x180 mm)

Dimensioni ridotte per avere più spazio nella vasca e nella doccia:

- Ingombro minimo fuori muro 46 mm
- Altezza della piastra 9 mm

Paffoni Compact Box is a solution able to satisfy different functional and aesthetic needs.

Thanks to its flexibility, Paffoni Compact Box is available in both **mixer** and **thermostatic** versions.


Universal concealed box configurable as follows:

- 1, 2 or 3 functions
- with ceramic disc cartridge for mixer
- with thermostatic cartridge for thermostatic mixer
- design: round (Ø180 mm) or square (150x180 mm)

Smaller size to have more space in the bath and shower:

- Thickness encumbrance from the wall 46 mm
- Height of the plate 9 mm

Tecnologie / Technologies



Scatola a tenuta "Stagna"
"Watertight" box



Test pressione/spurgo
Pressure/Purge Test



Guarnizioni Anti-vibrazione
Anti-vibration gaskets



Guaina isolante
Insulating sheath



Sotto piastra Anti-condensa
Anti-condensation under plate



Piastra con scarico
Plate with drain

Collegamenti:

- Filettatura ingressi (calda/fredda) da 1/2"G
- Filettatura uscite (1 / 2 / 3) da 1/2"G

Sicurezza:

- Corpo in **ottone stampato**
- Scatola incasso a tenuta "**Stagna**"
- Guaina **isolante sotto-piastrella** in tessuto non tessuto
- In caso di guasto, le eventuali perdite non danneggiano il muro poiché vengono contenute dalla scatola e scaricate direttamente nel piatto doccia attraverso l'apposita uscita predisposta sotto la piastra.

Confort:

- Guarnizioni insonorizzanti "**Anti-vibrazione**"
- Tenuta a muro "**Anti-condensa**" con sotto-piastra

Prevista dotazione di Tappi per:

- Test pressione impianto (con tappo per protezione dell'eventuale vasca)
- Spurgo acqua fredda
- Spurgo acqua calda

Connections:

- 1/2"G inlet thread (hot/cold)
- 1/2"G outlet thread (1 / 2 / 3)

Safety:

- **Brass forged** body
- Concealed "**Watertight**" box
- **Insulating** sheath non-woven fabric
- In case of leakage, water will be drained by the hole in wall plate

Comfort:

- "**Anti-vibration**" gaskets
- "**Anti-condensation**" under plate

Plug provided for:

- Pressure test (plug to protect bath tube supplied)
- Cold water purge
- Hot water purge

Modular Box

Soluzioni incasso modulari per doccia e vasca.

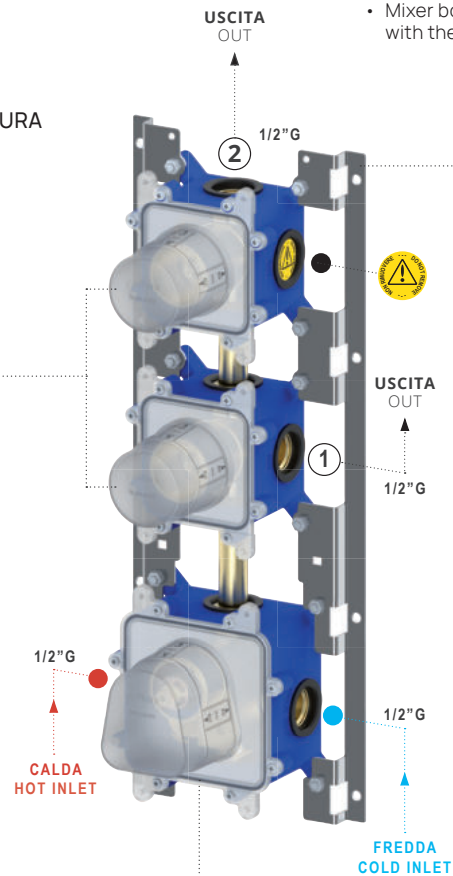
Modular concealed solutions for shower and bath.

GRUPPO FUNZIONALE FUNCTIONAL GROUP

- Gruppo apertura/chiusura: a rotazione On/Off
- Corpo miscelazione: con cartuccia termostatica
- Opening/closing group: On/Off rotary
- Mixer body: with thermostatic cartridge

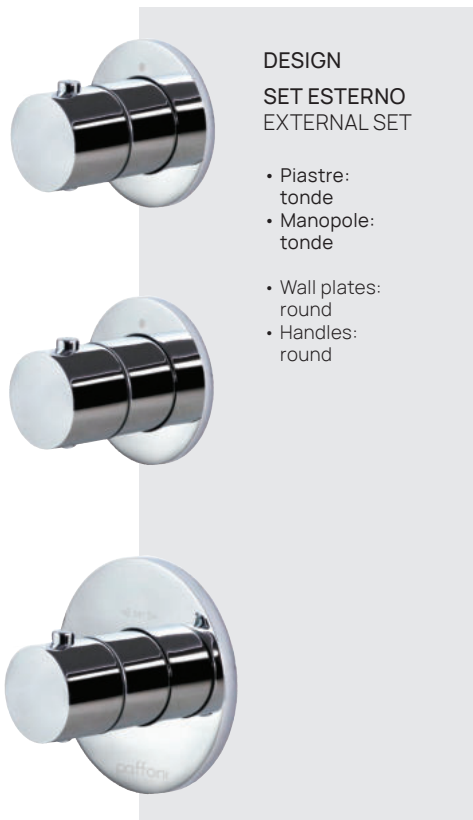
GRUPPO APERTURA/CHIUSURA OPENING/CLOSING GROUP

- Attacchi da 1/2"G
- 1/2"G connections



CORPO MISCELATORE TERMOSTATICO THERMOSTATIC MIXER BODY

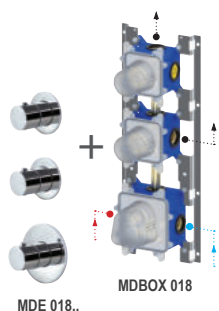
- Attacchi da 1/2"G
- 1/2"G connections



DESIGN SET ESTERNO EXTERNAL SET

- Piastre: tonde
- Manopole: tonde
- Wall plates: round
- Handles: round

INSTALLAZIONE VERTICALE
VERTICAL INSTALLATION



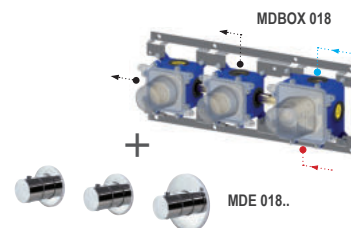
MDBOX 018 + MDE 018..

Termostatico incasso doccia/vasca:

- **2 funzioni**
- installazione orizzontale o verticale

Concealed shower/bath mixer:

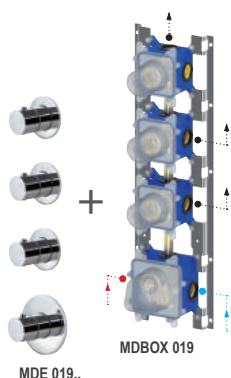
- 2 functions
- horizontal or vertical installation



INSTALLAZIONE ORIZZONTALE
HORIZONTAL INSTALLATION

CON GRUPPO TERMOSTATICO SOLO A DESTRA
WITH THERMOSTATIC GROUP ONLY ON THE RIGHT

INSTALLAZIONE VERTICALE
VERTICAL INSTALLATION



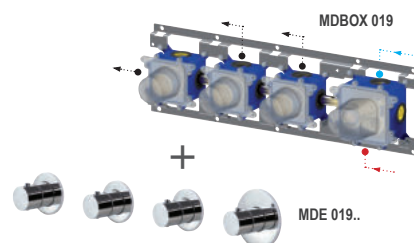
MDBOX 019 + MDE 019..

Termostatico incasso doccia/vasca:

- **3 funzioni**
- installazione orizzontale o verticale


Concealed shower/bath mixer:

- 3 functions
- horizontal or vertical installation



INSTALLAZIONE ORIZZONTALE
HORIZONTAL INSTALLATION

CON GRUPPO TERMOSTATICO SOLO A DESTRA
WITH THERMOSTATIC GROUP ONLY ON THE RIGHT



MDBOX 000 + MDE 000..

Termostatico incasso doccia/vasca:


- **2 funzioni**
- con set doccia + 1 uscita supplementare

Concealed shower/bath mixer:

- 2 functions
- with shower set + 1 more outlets

INSTALLAZIONE SOLO ORIZZONTALE
ONLY HORIZONTAL INSTALLATION

CON GRUPPO TERMOSTATICO SOLO A DESTRA
WITH THERMOSTATIC GROUP ONLY ON THE RIGHT



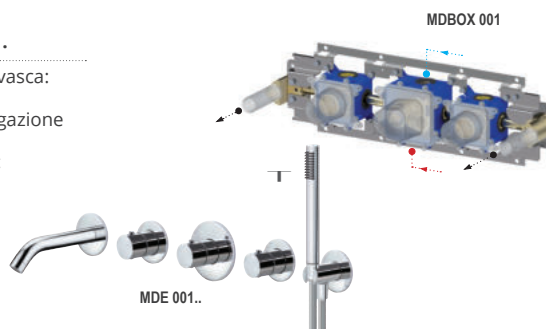
MDBOX 001 + MDE 001..

Termostatico incasso doccia/vasca:

- **2 funzioni**
- con set doccia + bocca erogazione

Concealed shower/bath mixer:

- 2 functions
- with shower set + spout




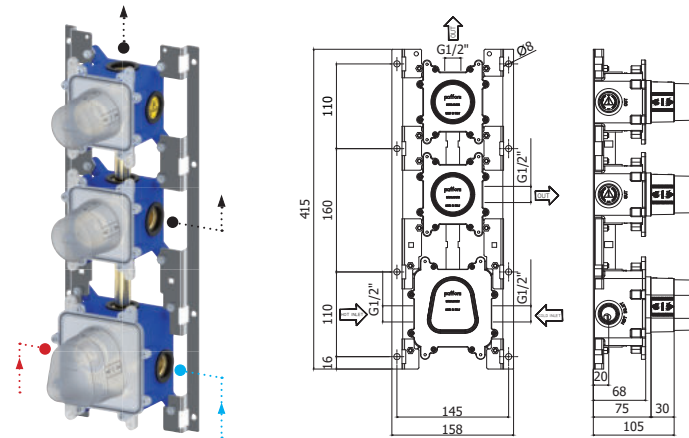
INSTALLAZIONE SOLO ORIZZONTALE
ONLY HORIZONTAL INSTALLATION

CON BOCCA EROGAZIONE A DESTRA O SINISTRA
WITH SPOUT ON THE RIGHT OR LEFT SIDE

Modular Box

Elementi singoli modulari assemblati
in differenti combinazioni

Single modular elements assembled in
different configurations



Vantaggi:

- Semplice installazione grazie al telaio che unisce tutti i componenti del set incasso
- Riduce i costi di installazione e manutenzione
- Disponibile per impianti doccia/vasca a 2 e 3 funzioni (termostatici)
- Profondità di installazione: min 75 - max 105 mm
- Possibilità di installazione in ogni tipo di muro e cartongesso (con fissaggio posteriore o anteriore)

Soluzioni incasso modulari per doccia e vasca

Paffoni Modular Box viene proposto in differenti combinazioni per soddisfare diverse esigenze funzionali.

Paffoni Modular Box è disponibile solo nella versione **termostatico**.

I prodotti sono configurabili come segue:

- 2 o 3 funzioni
- design tondo

Dimensioni ridotte per avere più spazio nella vasca e nella doccia:

- Ingombro minimo fuori muro 35 mm
- Altezza della piastra 8 mm

Advantages:

- Easy to install thanks to the frame that joins all the components of the built-in set
- Reduce installation and maintenance costs
- Available for 2 and 3 functions shower systems (thermostatics)
- Installation depth: min 75 - max 105 mm
- Possibility of installation in any type of wall and plaster-board (with back or front fixing)

Modular concealed solutions for shower and bath

Paffoni Modular Box is proposed in different combinations to satisfy different functional needs.

Paffoni Modular Box is available only mixer in the **thermostatic** version.


The products are configurable as follows:

- 2 or 3 functions
- round design

Smaller size to have more space in the bath and shower:

- Thickness encumbrance from the wall 35 mm
- Height of the plate 8 mm


Tecnologie / Technologies



Guaina isolante
Insulating sheath



Guarnizioni Anti-vibrazione
Anti-vibration gaskets



Scatola a tenuta "Stagna"
"Watertight" box

Collegamenti:

- Filettatura ingressi (calda/fredda) da 1/2"G
- Filettatura uscite (2 / 3) da 1/2"G

Sicurezza:

- Corpo in ottone stampato
- Scatola incasso a tenuta "Stagna"
- Guaina isolante sotto-piastrella in tessuto non tessuto
- In caso di guasto, le eventuali perdite non danneggiano il muro poiché vengono contenute dalla scatola e scaricate attraverso il set esterno.

Confort:

- Guarnizioni insonorizzanti "Anti-vibrazione"

Connections:

- 1/2"G inlet thread (hot/cold)
- 1/2"G outlet thread (2 / 3)


Safety:

- Brass forged body
- Concealed "Watertight" box
- Insulating sheath non-woven fabric
- In case of leakage, water will be drained by external set

Confort:

- "Anti-vibration" gaskets

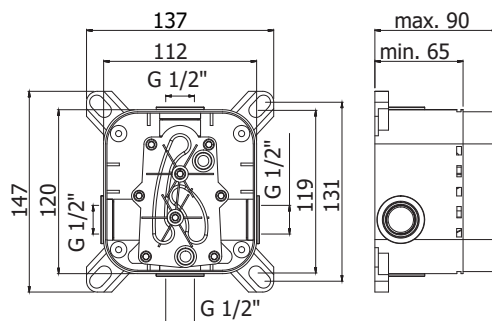
P-Box



P-BOX 001

Set incasso universale
per miscelatori doccia

Universal concealed
Box for mixers



Vantaggi:

- Box universale per la maggioranza dei sistemi doccia incasso Paffoni
- Semplice installazione
- Riduce i costi di installazione e manutenzione
- Possibilità di scegliere il design del bagno successivamente, quando le piastrelle sono posate
- Possibilità di cambiare il modello di rubinetteria dopo anni senza danneggiare i muri
- In caso di perdite, possibilità di cambiare il corpo di miscelazione senza danneggiare muri e rivestimenti
- Disponibile per impianti doccia a 1 o 2 vie
- Possibilità di installazione in ogni tipo di muro e cartongesso

Advantages:

- Universal box for almost all Paffoni shower system
- Easy to install
- Reduce installation cost and maintenance
- Choose your design and style in the bathroom later, when tiles are set
- Change taps design after years without damaging the wall
- In case of leaking, repair or change the mixing body without damaging tiles and wall
- Available for 1 and 2 way shower systems
- Can be installed in all kinds of walls (hollow or solid walls)

ARTICOLI COMPATIBILI TRA DI LORO
ARTICLES COMPATIBLE BETWEEN THEM

BOX 010

MISCELATORE INCASSO DOCCIA
CONCEALED SHOWER MIXER



Berry
Birillo
Candy
Green
Joker
Jo
Light
Sly
Stick



Effe-Elle
Level
Red
Ringo - West
Rock
Tango
Tilt



Duemila
Flavia - Giorgia
Nettuno
Nettuno due

BOX 015

MISCELATORE INCASSO DOCCIA CON DEVIATORE
CONCEALED SHOWER MIXER WITH DIVERTER



Berry
Candy
Green
Joker
Jo
Light
Sly



Effe-Elle
Level
Red
Ringo - West
Rock
Tango
Tilt



Birillo
Duemila
Flavia - Giorgia
Nettuno
Nettuno due
Stick






















Tabella di compatibilità

per miscelatori incasso




















Compatibility table

for concealed shower mixers

MISCELATORI INCASSO SENZA DEVIATORE - ARTT.010-011 CONCEALED SHOWER MIXERS WITHOUT DIVERTER - ARTT.010-011

| CARTUCCIA / CARTRIDGE Ø 35 mm | | CARTUCCIA / CARTRIDGE Ø 40 mm |
|---|---|---|
|  |  |  |
| APOLLO 3 | ROCK | DUEMILA |
|  |  |  |
| BERRY | SLY | FLAVIA-GIORGIA |
|  |  |  |
| BIRILLO | STICK | NETTUNO |
|  |  |  |
| CANDY | TANGO | NETTUNO 2 |
|  |  | |
| ELLE-EFFE | TILT | |
|  | | |
| GREEN | | |
|  | | |
| JO | | |
|  | | |
| JOKER | | |
|  | | |
| LEVEL | | |
|  | | |
| LIGHT | | |
|  | | |
| RED | | |
|  | | |
| RINGO-WEST | | |

MISCELATORI INCASSO CON DEVIATORE (2 USCITE) - ART.015 CONCEALED SHOWER MIXERS WITH DIVERTER (2 OUTLETS) - ART.015

| CARTUCCIA / CARTRIDGE Ø 35 mm | | CARTUCCIA / CARTRIDGE Ø 40 mm |
|---|--|---|
|  |  |  |
| BERRY | TANGO | BIRILLO |
|  |  |  |
| CANDY | TILT | DUEMILA |
|  | |  |
| EFFE-ELLE | | FLAVIA-GIORGIA |
|  | |  |
| GREEN | | NETTUNO |
|  | |  |
| JO | | NETTUNO 2 |
|  | |  |
| JOKER | | STICK |
|  | | |
| LEVEL | | |
|  | | |
| LIGHT | | |
|  | | |
| RED | | |
|  | | |
| RINGO-WEST | | |
|  | | |
| SLY | | |

ARTICOLI COMPATIBILI TRA DI LORO
ARTICLES COMPATIBLE BETWEEN THEM

MISCELATORI INCASSO CON DEVIATORE (2 USCITE) - ART.018
CONCEALED SHOWER MIXERS WITH DIVERTER (2 OUTLETS) - ART.018

| CARTUCCIA / CARTRIDGE Ø 35 mm | | CARTUCCIA / CARTRIDGE Ø 40 mm |
|----------------------------------|-------|----------------------------------|
| BERRY | TANGO | BIRILLO |
| CANDY | TILT | STICK |
| EFFE-ELLE | | |
| GREEN | | |
| JO | | |
| JOKER | | |
| LEVEL | | |
| LIGHT | | |
| RED | | |
| ROCK | | |
| RINGO-WEST | | |
| SLY | | |

MISCELATORI INCASSO CON DEVIATORE (3 USCITE) - ART.019
CONCEALED SHOWER MIXERS WITH DIVERTER (3 OUTLETS) - ART.019

| CARTUCCIA / CARTRIDGE Ø 35 mm | | CARTUCCIA / CARTRIDGE Ø 40 mm |
|----------------------------------|-------|----------------------------------|
| BERRY | TANGO | BIRILLO |
| CANDY | TILT | STICK |
| EFFE-ELLE | | |
| GREEN | | |
| JO | | |
| JOKER | | |
| LEVEL | | |
| LIGHT | | |
| RED | | |
| ROCK | | |
| RINGO-WEST | | |
| SLY | | |

Risparmio energetico e idrico / Energy & water saving

I prodotti dotati di queste tecnologie garantiscono un buon risparmio energetico ed idrico grazie ai seguenti accorgimenti:

Products with these technologies guarantees a good energy and water savings through the following measures:



RISPARMIO ENERGETICO ENERGY SAVING

Risparmia energia, perchè apre al centro e dà acqua fredda, mentre l'acqua calda esce solo con il movimento della leva verso sinistra.

It saves energy delivering cold water from middle position already; hot water comes out with handle left movement only.



RISPARMIO IDRICO WATER SAVING

Risparmia acqua, perchè dobbiamo vincere un'altra resistenza in apertura per avere più portata d'acqua (funge da deterrente contro l'inconsapevole apertura dell'acqua).

It saves water, because user must override "resistance bump" to obtain high flow - acts as deterrent to unconsciously turning handle on to full flow position regardless of water requirement.

jo

ROBUSTEZZA

Le sue superfici tonde e la sua geometria ne generano una robustezza eclettica. La linea viene impreziosita dalla brillantezza e dalla sensazione tattile delle texture presenti sul comando. Questa collezione è talmente completa da poter soddisfare ogni tipologia di applicazione, dalle più moderne alle più tradizionali.

STRENGTH

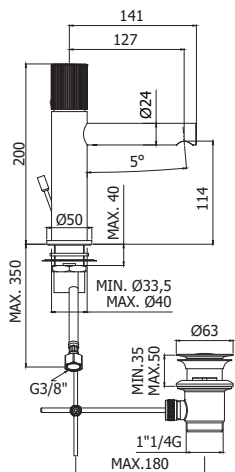
Its round surfaces and its geometry generate an eclectic robustness. The line is enhanced by the brilliance and tactile sensation of the textures on the handle. This collection is so complete that it can satisfy every type of application, from the most modern to the traditional ones.



FINITURE | FINISHES

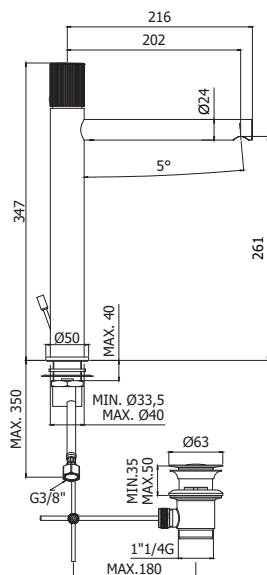
La serie **JO** è disponibile nelle seguenti finiture:
JO range is available in the following finishes:

- CR** cromato
chrome plated
- NO** nero opaco
matt black finish



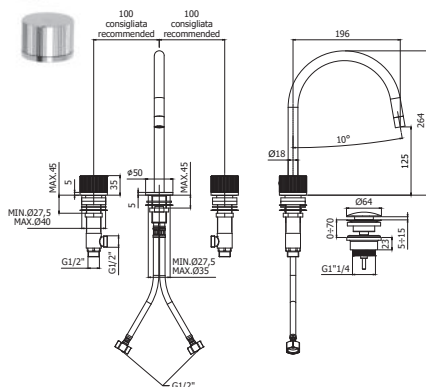
- Miscelatore lavabo completo di:
- aeratore M16,5x1
 - set 2 flessibili inox 3/8" G
- Wash basin mixer complete with:
- aerator M16,5x1
 - set of 2 stainless steel hoses 3/8" G

| | Finiture - Finishes | EUR |
|---------------------------------------|---------------------|-----|
| JO 071 . . | | |
| senza scarico | CR | |
| without pop up waste | NO | |
| JO 071K . . | | |
| con scarico Clic-Clac 1"1/4G | CR | |
| with 1"1/4G Clic-Clac press top waste | NO | |
| JO 075 . . | | |
| con scarico automatico 1"1/4G | CR | |
| with 1"1/4G pop up waste | NO | |



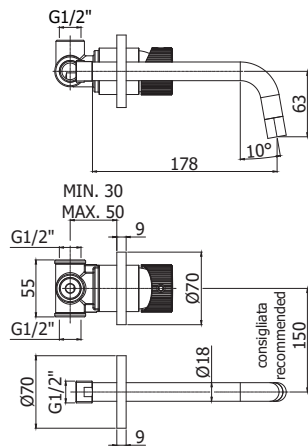
- Miscelatore lavabo prolungato completo di:
- aeratore M16,5x1
 - set 2 flessibili inox 3/8" G
- Tall wash basin mixer complete with:
- aerator M16,5x1
 - set of 2 stainless steel hoses 3/8" G

| | Finiture - Finishes | EUR |
|---------------------------------------|---------------------|-----|
| JO 081 . . | | |
| senza scarico | CR | |
| without pop up waste | NO | |
| JO 081K . . | | |
| con scarico Clic-Clac 1"1/4G | CR | |
| with 1"1/4G Clic-Clac press top waste | NO | |
| JO 085 . . | | |
| con scarico automatico 1"1/4G | CR | |
| with 1"1/4G pop up waste | NO | |



- Batteria lavabo 3 fori con bocca fissa completa di:
- aeratore M16x1
 - set 2 flessibili inox 1/2" G
- 3-hole wash basin mixer with fixed spout complete with:
- aerator M16x1
 - set of 2 stainless steel hoses 1/2" G

| | Finiture - Finishes | EUR |
|---------------------------------------|---------------------|-----|
| JO 052 . . | | |
| senza scarico | CR | |
| without pop up waste | NO | |
| JO 053 . . | | |
| con scarico Clic-Clac 1"1/4G | CR | |
| with 1"1/4G Clic-Clac press top waste | NO | |



Miscelatore incasso lavabo completo di:

- piastre Ø70mm
- attacchi 1/2" G

Concealed single lever basin mixer complete with:

- wall plates Ø70mm
- 1/2" G connections

JO 006 . . 70

con bocca e aeratore M16x1 - l. 178mm
with spout and aerator M16x1 - l. 178mm

Finiture - Finishes

CR

NO

EUR

JO 007 . . 70

con bocca e aeratore M16x1 - l. 248mm
with spout and aerator M16x1 - l. 248mm

CR

NO

ZPRO 013 . .

Prolunga per artt. 006..70-007..70-010

- H43mm

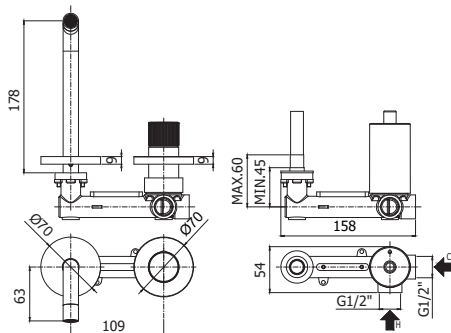
Extension for artt. 006..70-007..70-010

- H43mm



CR

NO



Miscelatore incasso lavabo completo di:

- piastre in ottone Ø70mm
- attacchi 1/2" G

Concealed single lever basin mixer complete with:

- metal wall plates Ø70mm
- 1/2" G connections

JO 104 . . 70

con bocca e aeratore M16x1 - l. 123mm
with spout and aerator M16x1 - l. 123mm

Finiture - Finishes

CR

NO

EUR

JO 105 . . 70

con bocca e aeratore M16x1 - l. 178mm
with spout and aerator M16x1 - l. 178mm

CR

NO

JO 106 . . 70

con bocca e aeratore M16x1 - l. 248mm
with spout and aerator M16x1 - l. 248mm

CR

NO

ZPRO 088 . .

Prolunga per artt. 104..70-105..70-

- H20mm

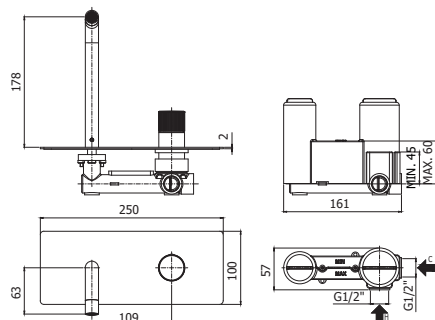
Extension for artt. 104..70-105..70-

- H20mm



CR

NO



Miscelatore incasso lavabo completo di:

- piastra in acciaio inox 250x100mm
- attacchi 1/2" G

Concealed single lever basin mixer complete with:

- stainless steel wall plate 250x100mm
- 1/2" G connections

JO 104 . .

con bocca e aeratore M16x1 - l. 123mm
with spout and aerator M16x1 - l. 123mm

Finiture - Finishes

CR

NO

EUR

JO 105 . .

con bocca e aeratore M16x1 - l. 178mm
with spout and aerator M16x1 - l. 178mm

CR

NO

JO 106 . .

con bocca e aeratore M16x1 - l. 248mm
with spout and aerator M16x1 - l. 248mm

CR

NO

ZPRO 088 . .

Prolunga per artt. 104-105-106

- H20mm

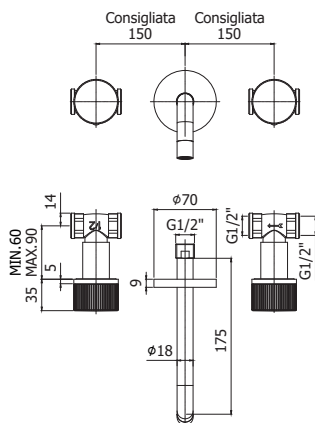
Extension for artt. 104-105-106

- H20mm



CR

NO



Batteria incasso lavabo 3 fori completo di:

- piastre per rubinetti - Ø50 mm
- piastra per bocca - Ø70 mm
- attacchi 1/2" G

Three-hole concealed basin mixer complete with:

- Wall plates for taps - Ø50 mm
- Wall plate for spout - Ø70 mm
- 1/2" G connections

| JO 003 . . | Finiture - Finishes | EUR |
|--|---------------------|-----|
| con bocca e aeratore M16x1 - l.175mm | CR | |
| with spout and aerator M16x1 - l.175mm | NO | |

| JO 008 . . | Finiture - Finishes | EUR |
|--|---------------------|-----|
| con bocca e aeratore M16x1 - l.245mm | CR | |
| with spout and aerator M16x1 - l.245mm | NO | |

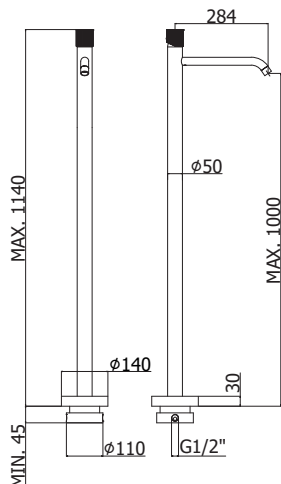
ZPRO 098 . .

Prolunga per artt. 003-004-008

- H20mm

Extension for artt. 003-004-008

- H20mm



Miscelatore lavabo a pavimento completo di:

- bocca con aeratore M24x1
- set 2 flessibili inox - M15x1/ L.1080mm

Free-standing basin mixer complete with:

- spout with aerator M24x1
- set of 2 stainless steel hoses - M15x1/ L.1080mm

| JO 031 . . | Finiture - Finishes | EUR |
|--|---------------------|-----|
| * Senza base di fissaggio art. LIG 030 | CR | |
| * Without base for floor mounting art. LIG 030 | NO | |

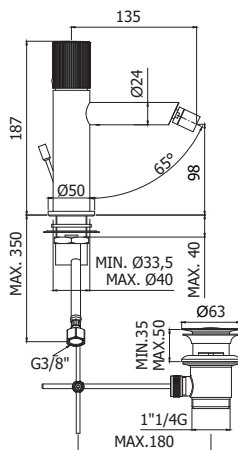
LIG 030 . .

Base per fissaggio a pavimento:

- per artt. 031-032

Base for floor mounting:

- for artt. 031-032



Miscelatore bidet completo di:

- con snodo e aeratore M16x1
- set 2 flessibili inox 3/8" G

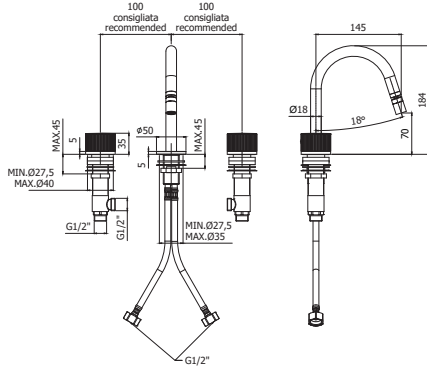
Bidet mixer complete with:

- with swivel joint and aerator M16x1
- set of 2 stainless steel hoses 3/8" G

| JO 131 . . | Finiture - Finishes | EUR |
|----------------------|---------------------|-----|
| senza scarico | CR | |
| without pop up waste | NO | |

| JO 131K . . | Finiture - Finishes | EUR |
|---------------------------------------|---------------------|-----|
| con scarico Clic-Clac 1"1/4G | CR | |
| with 1"1/4G Clic-Clac press top waste | NO | |

| JO 135 . . | Finiture - Finishes | EUR |
|-------------------------------|---------------------|-----|
| con scarico automatico 1"1/4G | CR | |
| with 1"1/4G pop up waste | NO | |



Batteria bidet con canna fissa completa di:

- aeratore M16x1
- set 2 flessibili inox 1/2"G

3-hole bidet mixer with fixed spout complete with:

- aerator M16x1
- set of 2 stainless steel hoses 1/2"G

JO 119 . .

Finiture - Finishes

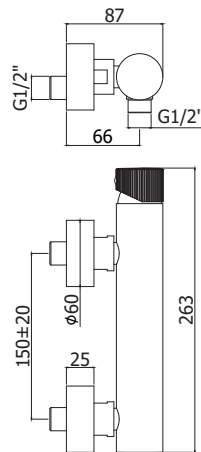
EUR

senza scarico

CR

without pop up waste

NO



Miscelatore doccia completo di:

- set 2 eccentrici 1/2"x3/4"G e rosoni

Shower mixer complete with:

- set of 2 S-wall-unions 1/2"x3/4"G and wall-plates

JO 168 . .

Finiture - Finishes

EUR

senza set doccia

CR

- con attacco inferiore 1/2"G

NO

without shower set

- with 1/2"G lower connection

JO 168D . .

con supporto a muro snodato in metallo

CR

- con doccia e flessibile

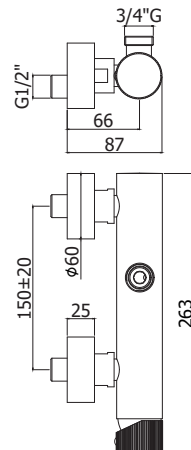
NO

with metal joint wall bracket

- with hand-shower and flexible hose

* CR con doccia BIRILLO/ NO-ST con doccia MASTER

* CR BIRILLO hand-shower/ NO-ST with MASTER hand-shower



Miscelatore doccia completo di:

- set 2 eccentrici 1/2"x3/4"G e rosoni

Shower mixer complete with:

- set of 2 S-wall-unions 1/2"x3/4"G and wall-plates

JO 168R . .

Finiture - Finishes

EUR

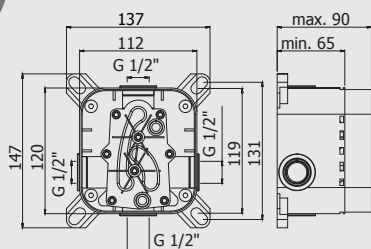

rovesciato senza set doccia

CR

- con attacco superiore 3/4"G

overturned without shower set

- with 3/4"G upper connection



⚠ PIASTRA METALLO - METAL PLATE
min. 77mm - max 90 mm

Set incasso universale per miscelatori doccia completo di:

- corpo incasso
- box

Universal concealed Box for mixers complete with:

- concealed body
- box

PBOX 001

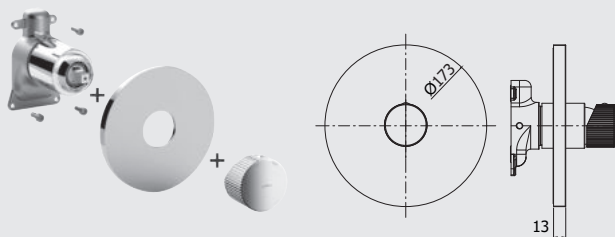
Finiture - Finishes

EUR

senza set esterno
without external set

*Da abbinare solo con JO BOX010 - JO BOX015

*To be completed only with JO BOX010 - JO BOX015



Set esterno miscelatore incasso doccia (1 uscita) completo di:

- corpo miscelatore
- piastra in ABS Ø173mm e leva

External set for concealed shower mixer (1 outlet) complete with:

- mixer body
- ABS wall plate Ø173 mm and lever

JO BOX010 . .

Finiture - Finishes

EUR

senza deviatore
without diverter

CR

*Da abbinare solo con PBOX 001

*To be completed only with PBOX 001

ZPRO BOX010 . .

Prolunga per art. BOX010

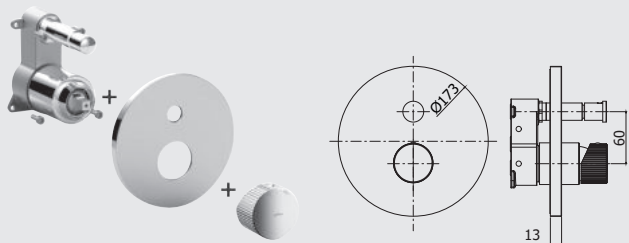
- H30mm

Extension for art. BOX010

- H30mm



CR



Set esterno miscelatore incasso doccia (2 uscite) completo di:

- corpo miscelatore
- piastra in ABS Ø173mm e leva

External set for concealed shower mixer (2 outlets) complete with:

- mixer body
- ABS wall plate Ø173 mm and lever

JO BOX015 . .

Finiture - Finishes

EUR

con deviatore a pulsante
with push diverter

CR

NO/M

*CR con piastra ABS_ NO/M con piastra in acciaio inox

*CR with ABS wall plate_ NO/M with Stainless steel wall plate

*Da abbinare solo con PBOX 001

*To be completed only with PBOX 001


ZPRO BOX015 . .

Prolunga con deviatore per art. BOX015

- H30mm

Extension with diverter for art. BOX015

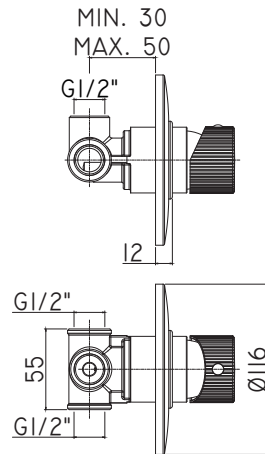
- H30mm



CR

NO

94,00



* Per set incasso/esterno separati (v. capitolo Incassi Projects)

* For concealed/external set divided (see Concealed mixer Projects chapter)

Miscelatore incasso doccia (1 uscita) completo di:

- piastra
- attacchi 1/2" G

Concealed shower mixer (1 outlet) complete with:

- wall plate
- 1/2" G connections

JO 010 . .

senza deviatore

- con piastra in metallo Ø116mm

without diverter

- with metal wall plate Ø116mm

JO 011 . .

senza deviatore

- con piastra lusso Ø110mm

without diverter

- with luxury wall plate Ø110mm

Finiture - Finishes

CR

EUR

CR

NO

ZPRO 013 . .

Prolunga per artt. 010-011

- H43mm

Extension for artt. 010-011

- H43mm



CR

NO

Miscelatore incasso doccia (2 uscite) completo di:

- piastra in metallo Ø200mm
- attacchi calda/fredda e superiore 1/2" G - attacco inferiore 3/4" G

Concealed shower mixer (2 outlets) complete with:

- metal wall plate Ø200mm
- 1/2" G hot/cold and upper connections - 3/4" G lower connection

JO 015 . .

con deviatore a pulsante

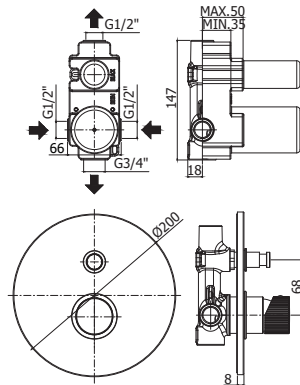
with push diverter

Finiture - Finishes

CR

NO

EUR



* Per set incasso/esterno separati (v. capitolo Incassi Projects)

* For concealed/external set divided (see Concealed mixer Projects chapter)

ZPRO 028 . .

Prolunga con deviatore per art. 015

- H30mm

Extension with diverter for art. 015

- H30mm



CR

NO

Miscelatore incasso doccia (2 uscite) completo di:

- piastra in metallo Ø200mm
- attacchi 1/2" G

Concealed shower mixer (2 outlets) complete with:

- metal wall plate Ø200mm
- 1/2" G connections

JO 018 . .

con cartuccia deviatore (2 uscite + 1

posizione combinata)

with diverter cartridge (2 outlets + 1

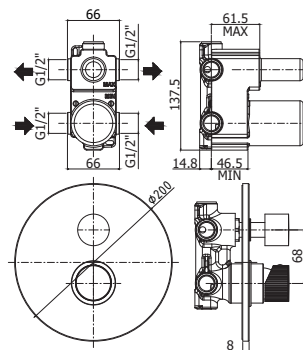
combined position)

Finiture - Finishes

CR

NO

EUR



* Per set incasso/esterno separati (v. capitolo Incassi Projects)

* For concealed/external set divided (see Concealed mixer Projects chapter)

ZPRO 068 . .

Prolunga con deviatore per artt. 018-019

- H30mm

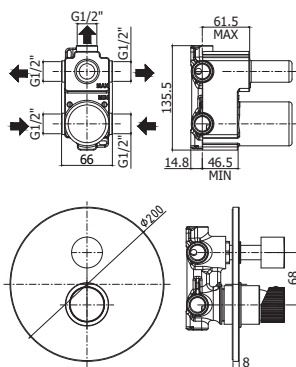
Extension with diverter for artt. 018-019

- H30mm



CR

NO



* Per set incasso/esterno separati (v. capitolo Incassi Projects)
 * For concealed/external set divided (see Concealed mixer Projects chapter)

Miscelatore incasso doccia (3 uscite) completo di:

- piastra in metallo Ø200mm
- attacchi 1/2" G

Concealed shower mixer (3 outlets) complete with:

- metal wall plate Ø200mm
- 1/2" G connections

JO 019 . .

con cartuccia deviatore (3 uscite + 3 posizioni combinate)

with diverter cartridge (3 outlets + 3 combined positions)

| Finiture - Finishes | EUR |
|---------------------|-----|
| CR | |
| NO | |

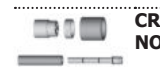
ZPRO 068 . .

Prolunga con deviatore per artt. 018-019

- H30mm

Extension with diverter for artt. 018-019

- H30mm



CR
NO

Miscelatore vasca/doccia con deviatore completo di:

- aeratore M28x1
- set 2 eccentrici 1/2"x3/4"G e rosoni

Bath/shower mixer with diverter complete with:

- aerator M28x1
- set of 2 S-wall-unions 1/2"x3/4"G and wall-plates

JO 022 . .

senza set doccia
without shower set

| Finiture - Finishes | EUR |
|---------------------|-----|
| CR | |
| NO | |

JO 023 . .

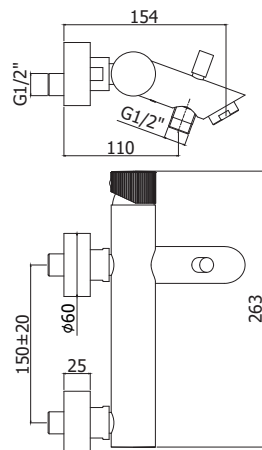
con supporto a muro snodato in metallo
with metal joint wall bracket
con doccia e flessibile
with hand-shower and flexible hose

CR
NO

JO 026 . .

con supporto a muro fisso in ABS
with ABS fixed wall bracket
con doccia e flessibile
with hand-shower and flexible hose

CR



* CR con doccia BIRILLO/ NO con doccia MASTER
 * CR with BIRILLO hand-shower/ NO with MASTER hand-shower

Miscelatore incasso vasca/doccia (2 uscite) completo di:

- piastra in acciaio inox 350x120mm
- bocca con aeratore M18.5x1 - l. 202mm
- doccia Master in metallo e flessibile
- attacchi 1/2" G

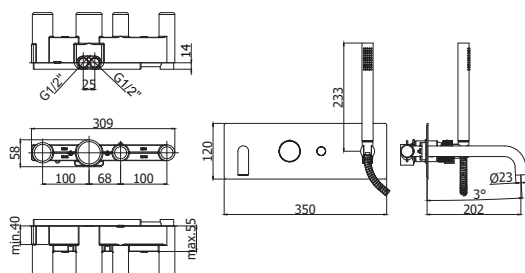
Concealed bath/shower mixer (2 outlets) complete with:

- stainless steel wall plate 350x120mm
- spout with aerator M18.5x1 - l. 202mm
- Master metal hand-shower and flexible hose
- 1/2" G connections

JO 001 . .

con deviatore a pulsante
with push diverter

| Finiture - Finishes | EUR |
|---------------------|-----|
| CR | |
| NO | |



ZPRO 056 . .

Prolunga con deviatore per artt. 001

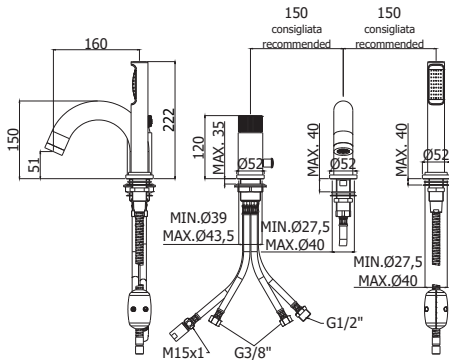
- H20mm

Extension with diverter for artt. 001

- H20mm



CR
NO

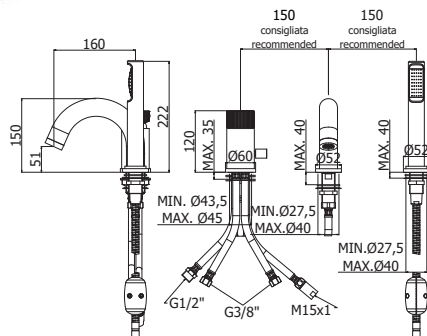


Miscelatore bordo vasca con deviatore completo di:

- set 5 flex inox per miscelatore
 - doccia e flessibile con piombo
- Deck mounted mixer with diverter complete with:
- set of 5 stainless steel hoses for mixer
 - hand-shower and flexible hose with weight

JO 040 L. . **Finiture - Finishes** **EUR**
 con bocca e aeratore M28x1 (3 fori) **CR**
 with spout and aerator M28x1 (3 holes)

JO 041 L. . **CR**
 senza bocca erogazione (2 fori) **CR**
 without spout (2 holes)



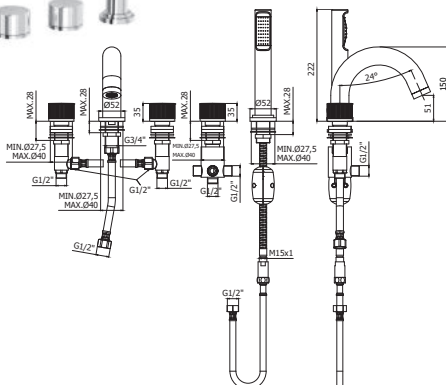
Miscelatore bordo vasca con "portata maggiorata" completo di:

- set 5 flex inox per miscelatore
 - doccia e flessibile con piombo
- Deck mounted mixer with "increased flow rate" complete with:
- set of 5 stainless steel hoses for mixer
 - hand-shower and flexible hose with weight

JO 047 . . MAX FLOW **Finiture - Finishes** **EUR**
 con bocca e aeratore M28x1 (3 fori) **CR**
 with spout and aerator M28x1 (3 holes) **NO**

JO 048 . . MAX FLOW **CR**
 senza bocca erogazione (2 fori) **NO**
 without spout (2 holes)

* CR con doccia BIRILLO/ NO con doccia MASTER
 * CR with BIRILLO hand-shower/ NO with MASTER hand-shower

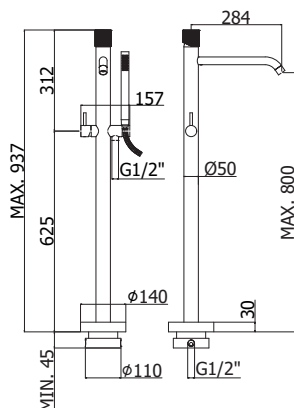


Batteria bordo vasca con deviatore completa di:

- doccia estraibile
 - set 4 flex inox per miscelatore
 - flessibile con piombo per doccia
- Deck mounted bath mixer with diverter complete with:
- pull-out hand-shower
 - set of 4 stainless steel hoses for mixer
 - flexible hose with weight for hand-shower

JO 044 . . **Finiture - Finishes** **EUR**
 con bocca erogazione e aeratore M28x1 **CR**
 (5 fori) **NO**
 with spout and aerator M28x1 (five-hole)

* CR con doccia BIRILLO/ NO con doccia MASTER
 * CR with BIRILLO hand-shower/ NO with MASTER hand-shower



- Miscelatore vasca/doccia a pavimento completo di:
- bocca con aeratore M24x1
 - doccia Master (monogetto) in metallo
 - flessibile PVC argento - 1/2"x1/2" / L.1500mm
 - set 2 flessibili inox - M15x1/L.650 mm
- Free-standing bath/shower mixer complete with:
- spout with aerator M24x1
 - Master (single spray) metal hand-shower
 - silver PVC hose - 1/2"x1/2" / L.1500mm
 - set of 2 stainless steel hoses - M15x1/L.650 mm

JO 032 . .**Finiture - Finishes****EUR**

* Senza base di fissaggio art. LIG 030

CR

* Without base for floor mounting art. LIG 030

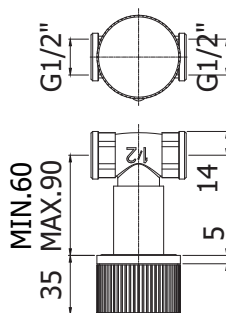
NO**LIG 030 . .**

Base per fissaggio a pavimento:

• per artt. 031-032

Base for floor mounting:

• for artt. 031-032



Rubinetto incasso completo di:

• piastra Ø50 mm

• attacchi 1/2"G

Built-in tap complete with:

• Wall plate Ø50 mm

• 1/2"G connections

JO 004 . .**Finiture - Finishes****EUR**

con 1 entrata - 1 uscita

CR

with 1 inlet - 1 outlet

NO**ZPRO 098 . .**

Prolunga per artt. 003-004-008

• H20mm

Extension for artt. 003-004-008

• H20mm

**6,30**



- ZA91102R** Cartuccia completa Ø40 senza distributore con regolazione per artt. 031-032
Complete cartridge Ø40 without distributor with regulation for artt. 031-032
- ZA91104R** Cartuccia completa Ø35 senza distributore con regolazione per artt. 001-006..70 - 007..70 - 010-011-015-018-019-040L-041L / BOX010-015
Complete cartridge Ø35 without distributor with regulation for artt. 001-006..70 - 007..70 - 010-011-015-018-019-040L-041L / BOX010-015
- ZA91280** Cartuccia completa Ø40 senza distributore per artt. 047-048
Complete cartridge Ø40 without distributor for artt. 047-048

Finiture - Finishes



- ZA91103R** Cartuccia completa Ø35 con distributore con regolazione artt. 022-023-026-168-168D-168R
Complete cartridge Ø35 with distributor with regulation artt. 022-023-026-168-168D-168R

Finiture - Finishes



- ZA91170** Cartuccia completa Ø 25 mm per deviatore art. 032
Complete cartridge Ø 25 mm for diverter art. 032

Finiture - Finishes



- ZA91231** Cartuccia completa Ø 25 mm per artt. 104-104..70-105-105..70-106-106..70
Complete cartridge Ø 25 mm for artt. 104-104..70-105-105..70-106-106..70

Finiture - Finishes



- ZA91390** Cartuccia completa Ø 25 mm con asta speciale per artt. 071-071K-075-081-081K-085-131-131K-135
Complete cartridge Ø 25mm with special rod for artt. 071-071K-075-081-081K-085-131-131K-135

Finiture - Finishes



- ZACC146** Valvolina antiritorno Ø15 mm per artt. ZDEV088..V-ZDEV091-ZRAC054-ZRAC104
Check-valve Ø15 mm for artt. ZDEV088..V-ZDEV091-ZRAC054-ZRAC104
- ZACC232** Valvolina antiritorno Ø14 mm per doccia per art. 044
Check-valve Ø14 mm for shower for art. 044

Finiture - Finishes



- ZAER003** Aeratore completo Ø28 per artt. 022-023-026
Complete aerator Ø28 for artt. 022-023-026
- ZAER024** Aeratore completo Ø24 per artt. 031-032
Complete aerator Ø24 for artt. 031-032
- ZAER052** Aeratore completo Ø18 artt. 003-004-008-006..70 - 007..70 -052-053-104-104..70 -105-105..70 -106-106..70 -119-131-131K-135
Complete aerator Ø18 artt. 003-004-008-006..70 - 007..70 -052-053-104-104..70 -105-105..70 -106-106..70 -119-131-131K-135

Finiture - Finishes

CR

NO

CR

NO

CR

NO



- ZAER040** Aeratore completo per artt. 040L-044
Complete aerator for artt. 040L-044
- ZAER110** Aeratore completo Ø28 per art. 047
Complete aerator Ø28 for art. 047









Finiture - Finishes









CR

NO

CR

NO

| | | | |
|---|--|--|--|
|  | ZAER050 ZACC343 | Aeratore a scomparsa Ø16,5x1M per artt. 071-071K-075-081-081K-085 Hidden Aerator Ø16,5x1M for artt. 071-071K-075-081-081K-085 Chiavetta per aeratore ZAER050 Key for aerator ZAER050 | <u>Finiture - Finishes</u> |
|  | ZAER077 ZAER128 | Snodo con aeratore per artt. 131-131K-135 Joint with aerator for artt. 131-131K-135 Snodo con aeratore per art. 119 Joint with aerator for art. 119 | <u>Finiture - Finishes</u> CR NO CR NO |
|  | ZAER123 | Aeratore a scomparsa Ø18.5x1 + chiavetta per art. 001 Hidden aerator Ø18.5x1 + key for art. 001 | <u>Finiture - Finishes</u> |
|  | ZAST046 ZAST023 | Asta scarico completa per artt. 075-085-135 Complete rod for waste for artt. 075-085-135 Snodo in ABS per asta scarico per artt. 075-085-135 ABS articulation for rod connection for artt. 075-085-135 | <u>Finiture - Finishes</u> CR NOCR |
|  | ZBAS076..SC | Base + basetta + fissaggio per doccia per artt. 040L-041L-044-047-048 Ring + base + fixing set for hand shower for artt. 040L-041L-044-047-048 | <u>Finiture - Finishes</u> CR NO |
|  | ZBAS040 ZBAS041 ZBAS058 ZBAS098 | Basetta miscelatore per artt. 040L-041L Brass base-ring for mixer artt. 040L-041L Basetta per bocca artt. 040L-044-047 Brass base-ring for spout artt. 040L-044-047 Basetta miscelatore artt. 071-071K-075-081-081K-085-131-131K-135 Brass base-ring artt. 071-071K-075-081-081K-085-131-131K-135 Basetta miscelatore per artt. 047-048 Brass base-ring for mixer artt. 047-048 | <u>Finiture - Finishes</u> CR CR NO CR NO CR NO |
|  | ZBAS113 | Basetta Ø50mm sotto maniglia per artt. 044-052-053-119 Brass base-ring Ø50mm under handle for artt. 044-052-053-119 | <u>Finiture - Finishes</u> CR NO |
|  | ZBOC032 ZBOC090 | Bocca bordo vasca con basetta ottone, aeratore e fissaggio artt. 040L-044 Deck mounted spout with brass ring base, aerator and fixing set artt. 040L-044 Bocca bordo vasca con basetta ottone, aeratore e fissaggio art. 047 Deck mounted spout with brass ring base, aerator and fixing set art. 047 | <u>Finiture - Finishes</u> CR NO CR NO |

| | | |
|---|--|--|
|  | ZBOC045 Bocca a muro per lavabo Ø18 x l.178 mm con piastra in metallo Ø70mm e aeratore per artt. 003-006..70 Wall spout Ø18 x l.178 mm with metal wall plate Ø70mm and aerator for artt. 003-006..70 | Finiture - Finishes CR NO |
|  | ZBOC046 Bocca a muro per lavabo Ø18 x l.248 mm con piastra in metallo Ø70mm e aeratore per artt. 007..70-008 Wall spout Ø18 x l.248 mm with metal wall plate Ø70mm and aerator for artt. 007..70-008 | Finiture - Finishes CR NO |
|  | ZBOC107 Bocca Ø26 con aeratore per artt. 031-032 Ø26 spout with aerator for artt. 031-032 ZBOC129 Bocca Ø23 con aeratore per artt. 001 Ø23 spout with aerator for artt. 001 | Finiture - Finishes CR NO CR NO |
|  | ZBOC136 Bocca a muro Ø18 x l.123 mm per artt. 104-104..70 Wall spout Ø18 x l.123 mm for artt. 104-104..70 ZBOC137 Bocca a muro Ø18 x l.178 mm per artt. 105-105..70 Wall spout Ø18 x l.178 mm for artt. 105-105..70 ZBOC138 Bocca a muro Ø18 x l.248 mm per artt. 106-106..70 Wall spout Ø18 x l.248 mm for artt. 106-106..70 | Finiture - Finishes CR NO CR NO CR NO |
|  | ZCAL017 Calotta per gruppi a parete Nut for wall mounted traditional mixers | Finiture - Finishes CR NO |
|  | ZCAN211 Canna completa per lavabo con fissaggio per artt. 052-053 Complete tube spout for basin mixer with fixing for artt. 052-053 | Finiture - Finishes CR NO |
|  | ZCAN212 Canna completa per bidet con fissaggio per artt. 119 Complete tube spout for bidet mixer with fixing for artt. 119 | Finiture - Finishes CR NO |
|  | ZCAP023 Cappuccio sottoleva per artt. 031-032-047-048 Under lever cap for artt. 031-032-047-048 ZCAP034 Cappuccio sottoleva per artt. 001- 006..70 - 007..70 -010-011-015-018-019-022-023-026-040L-041L-168-168D-168R / BOX010-015 Under lever cap for artt. 001- 006..70 - 007..70 -010-011-015-018-019-022-023-026-040L-041L-168-168D-168R / BOX010-015 ZCAP061 Cappuccio sottoleva per deviatore per artt. 032 Under lever cap for diverter for artt. 032 ZCAP062 Cappuccio sottoleva in metallo per artt. 104-104..70-105-105..70-106..70 Metal under lever cap for artt. 104-104..70-105-105..70-106..70 | Finiture - Finishes CR NO CR NO CR NO CR NO |



ZCAP066 Cappuccio per deviatore per artt. 018-019
Cover for diverter for artt. 018-019

Finiture - Finishes

CR
NO



ZCAP073 Cappuccio sottoleva in metallo per artt. 071-071K-075-081-081K-085-131-131K-135
Metal under lever cap for artt. 071-071K-075-081-081K-085-131-131K-135

Finiture - Finishes

CR
NO



ZDEV007 Deviatore completo miscelatore bordo vasca artt. 040L-041L
Complete diverter for bath mixer deck mounted artt. 040L-041L

Finiture - Finishes

CR



ZDEV048 Deviatore completo miscelatore incasso artt. 001-015
Complete diverter for built-in mixer artt. 001-015

Finiture - Finishes

CR
NO



ZDEV088..V Deviatore con valvolina antiritorno per miscelatore vasca esterno per artt. 022-023-026
Diverter with check-valve for bath/shower mixer for artt. 022-023-026

Finiture - Finishes

CR
NO



ZDEV091 Deviatore (senza maniglia, basetta e fissaggio) per artt. 044
Diverter (without lever, brass base and fixing set) for artt. 044

Finiture - Finishes



ZDEV100 Deviatore completo per artt. BOX015
Complete diverter for artt. BOX015

Finiture - Finishes

CR
NO











ZDEV101 Deviatore completo miscelatore bordo vasca artt. 047-048
Complete diverter for bath mixer deck mounted artt. 047-048

Finiture - Finishes

CR
NO

| | | | |
|---|----------------|---|--|
|  | ZDOC032 | Doccia BIRILLO (monogetto) in ABS per artt. 023-026-040L-041L-047-048-168D BIRILLO ABS hand-shower (single spray) for artt. 023-026-040L-041L-047-048-168D | Finiture - Finishes CR |
|  | ZDOC067 | Doccia MASTER (monogetto) in metallo per artt. 001-023-032-040L-041L-044-047-048-168D MASTER metal hand-shower (single-spray) for artt. 001-023-032-040L-041L-044-047-048-168D | Finiture - Finishes CR NO |
|  | ZECC022 | Eccentrico con rosone per miscelatori a parete Adjustable centre for wall mounted mixers | Finiture - Finishes CR NO |
|  | ZFIS121 | Fissaggio 3/4 per bocca bordo vasca, lavabo e bidet per artt. 040L-044-047-052-119 3/4 fixing kit for deck mounted spout, basin and bidet mixer for artt. 040L-044-047-052-119 | Finiture - Finishes |
| | ZFIS122 | Fissaggio per base doccia e piantane per artt. 040L-041L-044-047-048-052-053-119 Fixing kit for shower base and three-hole taps for artt. 040L-041L-044-047-048-052-053-119 | |
|  | ZFIS123 | Fissaggio per corpo miscelatore bordo vasca per artt. 040L-041L Fixing kit for mixer body for artt. 040L-041L | Finiture - Finishes |
|  | ZFIS127 | Fissaggio per corpo miscelatore bordo vasca artt. 047-048 Fixing kit for mixer body artt. 047-048 | Finiture - Finishes |
|  | ZFIS141 | Set fissaggio per artt. 071-071K-075-081-081K-085-131-131K-135 Fixing set for artt. 071-071K-075-081-081K-085-131-131K-135 | Finiture - Finishes |
|  | ZFIS147 | Set fissaggio + ghiera sotto lavabo per artt. 044-052-053-119 Fixing set + ring under tap for artt. 044-052-053-119 | Finiture - Finishes |

| | | | |
|---|--|---|--|
|  | ZFLO001 ZFLO018 | Flessibile 1/2"x1/2" 1500mm con calotta conica doppia aggraffatura per artt. 023-026-032-168D Double fastened longlife metal flexible hose 1/2"x1/2" 1500mm with conical nut for artt. 023-026-032-168D Flessibile 1500mm doppia aggraffatura e doppia calotta conica per art. 001 Flexible hose 1500mm double interlock and double conical nut for art. 001 | Finiture - Finishes CR CR |
|  | ZFLO009 | Flessibile F1/2" M15x1 1500mm con calotta conica doppia aggraffatura con peso ecologico per artt. 040L-041L-044-047-048 Double fastened longlife metal flexible hose F1/2" M15x1 1500mm with conical nut and weight for artt. 040L-041L-044-047-048 | Finiture - Finishes CR CRNO |
|  | ZFLO031 | Flessibile PVC argento 1/2"x1/2"/ L. 1500mm con doppia calotta conica per art. 032 1/2"x1/2"/ L. 1500mm Silver PVC hose with double conical nut for art. 032 | Finiture - Finishes AG |
|  | ZFLO071 | Flessibile PVC colorato 1/2"x1/2"G - 1500mm per artt. 001-023-032-168D (nero opaco) 1/2"x1/2"G - 1500mm colored PVC hose for artt. 001-023-032-168D (matt black) | Finiture - Finishes BO NO |
|  | ZFLX086 | Set flex inox (5 pezzi) per artt. 040L-041L Set of 5 pcs. inox flex for artt. 040L-041L | Finiture - Finishes CR |
|  | ZFLX132 ZFLX148 | Set flex inox (4 pezzi) per artt. 047-048 Set of 4 pcs. inox flex for artt. 047-048 Set flex inox (4 pezzi) per art. 044 Set of 4 pcs. inox flex for art. 044 | Finiture - Finishes CR CR |
|  | ZFLX102 | Set 2 flex inox SOFT PEX F3/8 450 mm per artt. 052-053-071-071K-075-119-131-131K-135 Set of 2 F3/8 stainless steel hoses 450 mm SOFT PEX for artt. 052-053-071-071K-075-119-131-131K-135 | Finiture - Finishes CRPX |
| | ZFLX116 | Flex inox cm. 65 M10x1/M15x1 (1 pezzo) per art. 032 (1 piece) inox flex cm. 65 M10x1/M15x1 for art. 032 | CR |
| | ZFLX118 | Flex inox cm. 108 M15x1/M15x1 (1 pezzo) per art. 031 (1 piece) inox flex cm. 108 M15x1/M15x1 for art. 031 | CR |
| | ZFLX133 | Flex inox F.3/4"xF.1/2" cm 60 per bocca per art. 047 Inox flex F.3/4"xF.1/2" cm 60 for spout for art. 047 | CR |
| | ZFLX140 | Set 2 flex inox SOFT PEX F3/8 cm. 60 per artt. 081-081K-085 Set of 2 F3/8 stainless steel hoses cm. 60 SOFT PEX for artt. 081-081K-085 | CRPX |
|  | ZGHI001 ZGHI007 ZGHI010 | Ghiera fermacartuccia per artt. 047-048 Ring-nut for cartridge fastening for artt. 047-048 Ghiera fermacartuccia per artt. 031-032 Ring-nut for cartridge fastening for artt. 031-032 Ghiera fermacartuccia M37x1 per artt. 001-006..70 - 007..70 - 010-011-015-018-019-022-023-026-040L-041L-168-168D-168R / BOX010-015 Ring-nut for cartridge fastening M37x1 for artt. 001-006..70 - 007..70 - 010-011-015-018-019-022-023-026-040L-041L-168-168D-168R / BOX010-015 | Finiture - Finishes |

Finiture - Finishes

ZGHI024 Bussola fermacartuccia per deviatore art. 032
Nut for cartridge fastening for diverter art. 032

Finiture - Finishes

ZGHI027 Ghiera per deviatore M37x1.5 per artt. 018-019
M37x1.5 ring nut for diverter for artt. 018-019

Finiture - Finishes

ZGHI030 Ghiera ferma cartuccia M30x1 per artt. 071-071K-075-081-081K-085-104-104.70-105-105.70-106-106.70-131-131K-135
M30x1 cartridge fastening ring nut for artt. 071-071K-075-081-081K-085-104-104.70-105-105.70-106-106.70-131-131K-135

CR

Finiture - Finishes

ZLEV147 Leva completa Ø35 per deviatore per art. 032
Complete lever Ø35 for diverter for art. 032

CR

NO

Finiture - Finishes

ZLEV211 Leva completa Ø45 mm per artt. 001-006.70-007.70-010-011-015-018-019-040L-041L / BOX010-015
Complete lever Ø45 mm for artt. 001-006.70-007.70-010-011-015-018-019-040L-041L / BOX010-015

CR

NO

ZLEV212 Leva completa Ø35 mm per artt. 104-104.70-105-105.70-106-106.70
Complete lever Ø35 mm for artt. 104-104.70-105-105.70-106-106.70

CR

NO

ZLEV213 Leva completa Ø42 mm per artt. 022-023-026-168-168D-168R
Complete lever Ø42 mm for artt. 022-023-026-168-168D-168R

CR

NO

ZLEV214 Leva completa Ø50 mm per artt. 031-032
Complete lever Ø50 mm for artt. 031-032

CR

NO

ZLEV215 Leva completa Ø55 mm per artt. 047-048
Complete lever Ø55 mm for artt. 047-048

CR

NO

ZLEV216 Leva completa Ø40 mm per artt. 071-071K-075-081-081K-085-131-131K-135
Complete lever Ø40 mm for artt. 071-071K-075-081-081K-085-131-131K-135

CR

NO

Finiture - Finishes

ZMAN130 Maniglia per cartuccia deviatore per art. 019
Complete handle for diverter cartridge for art. 019

CR

NO

ZMAN138 Maniglia per cartuccia deviatore per art. 018
Complete handle for diverter cartridge for art. 018

CR

NO

Finiture - Finishes

ZMAN215 Maniglia completa "HOT" per artt. 003-008
Complete "HOT" handle for artt. 003-008

CR

NO

ZMAN216 Maniglia completa "COLD" per artt. 003-008
Complete "COLD" handle for artt. 003-008

CR

NO

ZMAN217 Maniglia completa "HOT" per artt. 044-052-053-119
Complete "HOT" handle for artt. 044-052-053-119

CR

NO

ZMAN218 Maniglia completa "COLD" per artt. 044-052-053-119
Complete "COLD" handle for artt. 044-052-053-119

CR

NO

ZMAN219 Maniglia completa per deviatore per art. 044
Complete handle for diverter for art. 044

CR

NO

ZMAN220 Maniglia completa "NEUTRA" per art. 004
Complete "NEUTRA" handle for art. 004

CR

NO



- ZPIA007** Piastra con guarnizione 1 foro per art. 010 / Ø116 mm
One-hole wall plate with gasket for art. 010 / Ø116 mm
- ZPIA008** Piastra lusso tonda con guarnizione per art. 011 / Ø110 mm
Luxury round plate with gasket for art. 011 / Ø110mm

Finiture - Finishes

CR
CR
NO



- ZPIA056** Piastra 4 fori in acciaio inox con guarnizioni per art. 001 / L.350 x h.120 mm
Four-hole stainless steel wall plate with gaskets for art. 001 / L.350 x h.120 mm

Finiture - Finishes

CR
NO



- ZPIA063** Piastra di copertura con OR in ottone per artt. 031-032 / Ø140 mm
Brass cover plate with O-Ring for artt. 031-032 / Ø140 mm

Finiture - Finishes

CR
NO



- ZPIA072** Piastra tonda in ABS 1 foro con OR per art. BOX010 / Ø173 mm
ABS round one-hole wall plate with OR for art. BOX010 / Ø173mm

Finiture - Finishes

CR



- ZPIA074** Piastra tonda in ABS 2 fori con OR per art. BOX015 / Ø173 mm
ABS round two-hole wall plate with OR for art. BOX015 / Ø173mm
- ZPIA135** Piastra tonda in acciaio inox 2 fori con OR per art. BOX015 / Ø173 mm
Stainless steel round two-hole wall plate with OR for art. BOX015 / Ø173 mm

Finiture - Finishes

CR
NO/M



- ZPIA076** Piastra tonda 2 fori con guarnizioni per art. 015 / Ø200 mm
Round two-hole wall plate with gaskets for art. 015 / Ø200mm

Finiture - Finishes

CR
NO



- ZPIA088** Piastra con guarnizioni per miscelatore incasso (2 uscite) per art. 018 / Ø200 mm
Wall plate with gaskets for concealed shower mixer (2 outlets) for art. 018 / Ø200 mm
- ZPIA089** Piastra con guarnizioni per miscelatore incasso (3 uscite) per art. 019 / Ø200 mm
Wall plate with gaskets for concealed shower mixer (3 outlets) for art. 019 / Ø200 mm

Finiture - Finishes

CR
NO
CR
NO



- ZPIA082** Piastra con guarnizione per miscelatore per artt. 006..70-007..70 / Ø70 mm
One-hole wall plate with gasket for mixer for art. 006..70-007..70 / Ø70 mm
- ZPIA093** Piastra con guarnizione per miscelatore per artt. 104..70-105..70-106..70 / Ø70 mm
One-hole wall plate with gasket for mixer for artt. 104..70-105..70-106..70 / Ø70 mm

Finiture - Finishes

CR
NO
CR
NO



ZPIA092 Piastra con guarnizione per bocca per artt. 003-008-006..70-007..70-104..70-105..70-106..70 / Ø70 mm
One-hole wall plate with gasket for spout for artt. 003-008-006..70-007..70-104..70-105..70-106..70 / Ø70 mm

Finiture - Finishes

CR
NO



ZPIA110 Piastra in acciaio inox 2 fori con guarnizioni per artt. 104-105-106 / L.250 x h.100 mm
Two-hole stainless steel wall plate with gaskets for artt. 104-105-106 / L.250 x h.100 mm

Finiture - Finishes

CR
NO



ZPIA154 Piastra a muro per rubinetti per artt. 003-004-008
Wall plate for taps for artt. 003-004-008

Finiture - Finishes

CR
NO



ZRAC022 Raccordo 1/2" con OR per artt. 001
1/2" connection with OR for artt. 001

Finiture - Finishes

CR
NO



ZRAC054 Raccordo 1/2" per artt. 168-168D
1/2" connection for artt. 168-168D

ZRAC104 Raccordo con valvolina + OR per deviatore per artt. 032
Connection with check valve + OR for diverter for artt. 032

Finiture - Finishes

CR
NO

CR
NO



ZRAC131 Raccordo 3/4" con tappo e OR per artt. 168R
3/4" connection with OR and plug for artt. 168R

Finiture - Finishes

CR
NO



ZSED006 Sede per gruppi a parete
Wall mounted mixers seat

Finiture - Finishes

CR



ZVIT028 Cartuccia deviatore Ø 35 mm per artt. 044 / ZDEV091
Diverter cartridge Ø 35 mm for artt. 044 / ZDEV091

Finiture - Finishes

**ZVIT092**

Cartuccia deviatore (2 uscite) Ø32 mm per art. 018

Diverter cartridge (2 outlets) Ø32 mm for art. 018

ZVIT091

Cartuccia deviatore (3 uscite) Ø32 mm per art. 019

Diverter cartridge (3 outlets) Ø32 mm for art. 019

Finiture - Finishes.....**ZVIT127**

Vitone dischi ceramici 90° artt. 003-004-008-044-052-053-119

90° ceramic disk valve artt. 003-004-008-044-052-053-119

Finiture - Finishes.....

joker

PRATICITÀ E SEMPLICITÀ

Dall'unione di uno stile ricercato ed esigenze di comfort nasce una collezione caratterizzata da proporzioni generose che ne amplificano le funzionalità. Praticità e semplicità sono le caratteristiche che ne generano la forma.

PRACTICALITY AND SIMPLICITY

A collection characterized by generous proportions that amplify its functionality is born from the union of a refined style and the need for comfort. Practicality and simplicity are the characteristics that generate its shape.

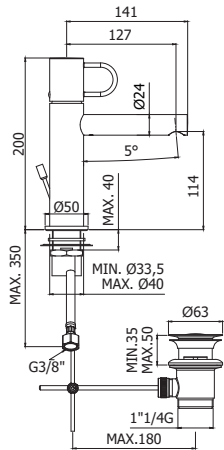


FINITURE | FINISHES

La serie **JOKER** è disponibile nelle seguenti finiture:
JOKER range is available in the following finishes:

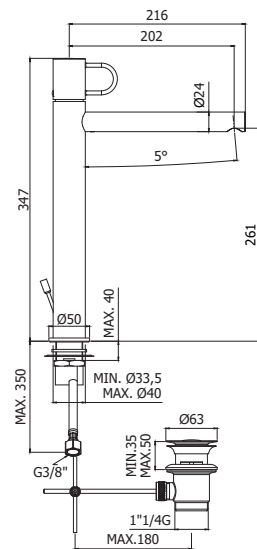
- CR** cromato
chrome plated
- NO** nero opaco
matt black finish

joker



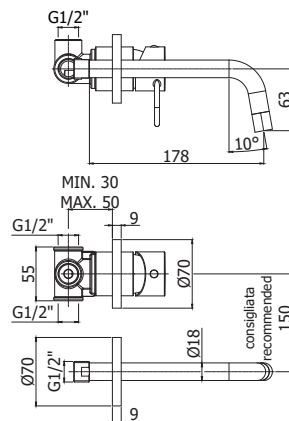
- Miscelatore lavabo completo di:
- aeratore M16,5x1
 - set 2 flessibili inox 3/8"G
- Wash basin mixer complete with:
- aerator M16,5x1
 - set of 2 stainless steel hoses 3/8"G

| JK 071 . . | Finiture - Finishes | EUR |
|---|---------------------|-----|
| senza scarico without pop up waste | CR NO | |
| JK 071K . . | | |
| con scarico Clic-Clac 1"1/4G with 1"1/4G Clic-Clac press top waste | CR NO | |
| JK 075 . . | | |
| con scarico automatico 1"1/4G with 1"1/4G pop up waste | CR NO | |



- Miscelatore lavabo prolungato completo di:
- aeratore M16,5x1
 - set 2 flessibili inox 3/8"G
- Tall wash basin mixer complete with:
- aerator M16,5x1
 - set of 2 stainless steel hoses 3/8"G

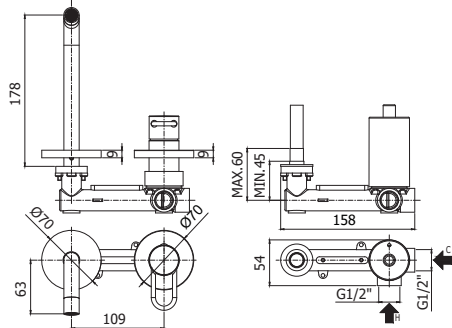
| JK 081 . . | Finiture - Finishes | EUR |
|---|---------------------|-----|
| senza scarico without pop up waste | CR NO | |
| JK 081K . . | | |
| con scarico Clic-Clac 1"1/4G with 1"1/4G Clic-Clac press top waste | CR NO | |
| JK 085 . . | | |
| con scarico automatico 1"1/4G with 1"1/4G pop up waste | CR NO | |



- Miscelatore incasso lavabo completo di:
- piastre Ø70mm
 - attacchi 1/2"G
- Concealed single lever basin mixer complete with:
- wall plates Ø70mm
 - 1/2"G connections

| JK 006 . . 70 | Finiture - Finishes | EUR |
|--|---------------------|-----|
| con bocca e aeratore M16x1 - l. 178mm with spout and aerator M16x1 - l. 178mm | CR NO | |
| JK 007 . . 70 | | |
| con bocca e aeratore M16x1 - l. 248mm with spout and aerator M16x1 - l. 248mm | CR NO | |

| ZPRO 013 . . | Finiture - Finishes | EUR |
|---|---------------------|-----|
| Prolunga per artt. 006..70-007..70-010 • H43mm | CR NO | |
| Estensione per artt. 006..70-007..70-010 • H43mm | | |



Miscelatore incasso lavabo completo di:

- piastre in ottone Ø70mm
- attacchi 1/2" G

Concealed single lever basin mixer complete with:

- metal wall plates Ø70mm
- 1/2" G connections

JK 104 . . 70

con bocca e aeratore M16x1 - l. 123mm
with spout and aerator M16x1 - l. 123mm

| Finiture - Finishes | EUR |
|---------------------|-----|
| CR | |
| NO | |

JK 105 . . 70

con bocca e aeratore M16x1 - l. 178mm
with spout and aerator M16x1 - l. 178mm

| | |
|----|--|
| CR | |
| NO | |

JK 106 . . 70

con bocca e aeratore M16x1 - l. 248mm
with spout and aerator M16x1 - l. 248mm

| | |
|----|--|
| CR | |
| NO | |

ZPRO 088 . .

Prolunga per artt. 104..70-105..70-106..70

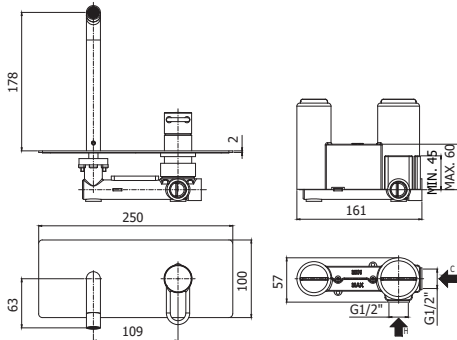
- H20mm

Extension for artt. 104..70-105..70-106..70

- H20mm



| | |
|----|--|
| CR | |
| NO | |



Miscelatore incasso lavabo completo di:

- piastra in acciaio inox 250x100mm
- attacchi 1/2" G

Concealed single lever basin mixer complete with:

- stainless steel wall plate 250x100mm
- 1/2" G connections

JK 104 . .

con bocca e aeratore M16x1 - l. 123mm
with spout and aerator M16x1 - l. 123mm

| Finiture - Finishes | EUR |
|---------------------|-----|
| CR | |
| NO | |

JK 105 . .

con bocca e aeratore M16x1 - l. 178mm
with spout and aerator M16x1 - l. 178mm

| | |
|----|--|
| CR | |
| NO | |

JK 106 . .

con bocca e aeratore M16x1 - l. 248mm
with spout and aerator M16x1 - l. 248mm

| | |
|----|--|
| CR | |
| NO | |

ZPRO 088 . .

Prolunga per artt. 104-105-106

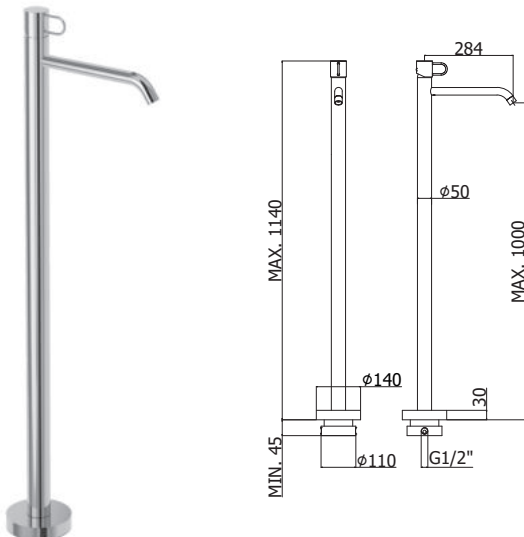
- H20mm

Extension for artt. 104-105-106

- H20mm



| | |
|----|--|
| CR | |
| NO | |



Miscelatore lavabo a pavimento completo di:

- bocca con aeratore M24x1
- set 2 flessibili inox - M15x1/ L.1080mm

Free-standing basin mixer complete with:

- spout with aerator M24x1
- set of 2 stainless steel hoses - M15x1/ L.1080mm

JK 031 . .

* Senza base di fissaggio artt. LIG 030

* Without base for floor mounting art. LIG 030

| Finiture - Finishes | EUR |
|---------------------|-----|
| CR | |
| NO | |

LIG 030 . .

Base per fissaggio a pavimento:

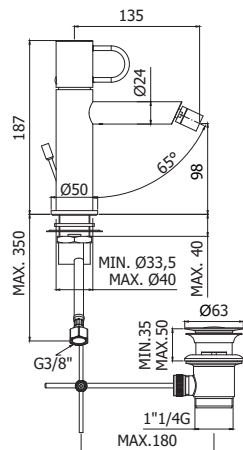
- per artt. 031-032

Base for floor mounting:

- for artt. 031-032

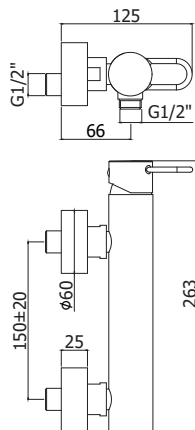


joker



- Miscelatore bidet completo di:
- con snodo e aeratore M16x1
 - set 2 flessibili inox 3/8"G
- Bidet mixer complete with:
- with swivel joint and aerator M16x1
 - set of 2 stainless steel hoses 3/8"G

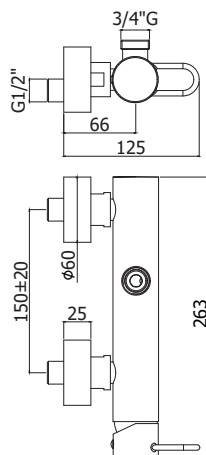
| JK 131 . . | Finiture - Finishes | EUR |
|---|---------------------|-----|
| senza scarico without pop up waste | CR NO | |
| JK 131K . . | | |
| con scarico Clic-Clac 1"1/4G with 1"1/4G Clic-Clac press top waste | CR NO | |
| JK 135 . . | | |
| con scarico automatico 1"1/4G with 1"1/4G pop up waste | CR NO | |



- Miscelatore doccia completo di:
- set 2 eccentrici 1/2"x3/4"G e rosoni
- Shower mixer complete with:
- set of 2 S-wall-unions 1/2"x3/4"G and wall-plates

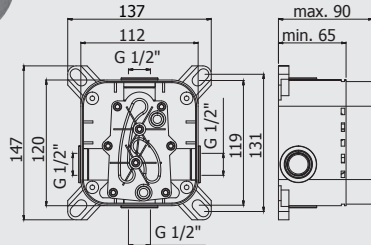

| JK 168 . . | Finiture - Finishes | EUR |
|--|---------------------|-----|
| senza set doccia • con attacco inferiore 1/2"G without shower set • with 1/2"G lower connection | CR NO | |
| JK 168D . . | | |
| con supporto a muro snodato in metallo • con doccia e flessibile with metal joint wall bracket • with hand-shower and flexible hose | CR NO | |

* CR con doccia BIRILLO/ NO-ST con doccia MASTER
* CR BIRILLO hand-shower/ NO-ST with MASTER hand-shower



- Miscelatore doccia completo di:
- set 2 eccentrici 1/2"x3/4"G e rosoni
- Shower mixer complete with:
- set of 2 S-wall-unions 1/2"x3/4"G and wall-plates

| JK 168R . . | Finiture - Finishes | EUR |
|--|---------------------|-----|
| rovesciato senza set doccia • con attacco superiore 3/4"G overturned without shower set • with 3/4"G upper connection | CR | |



⚠ PIASTRA METALLO - METAL PLATE
min.77mm - max 90 mm

Set incasso universale per miscelatori doccia completo di:

- corpo incasso
- box

Universal concealed Box for mixers complete with:

- concealed body
- box

PBOX 001

Finiture - Finishes

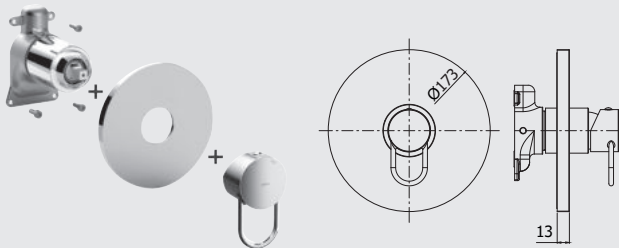
EUR

senza set esterno

without external set

*Da abbinare solo con JK BOX010 - JK BOX015

*To be completed only with JK BOX010 - JK BOX015



Set esterno miscelatore incasso doccia (1 uscita) completo di:

- corpo miscelatore
- piastra in ABS Ø173mm e leva

External set for concealed shower mixer (1 outlet) complete with:

- mixer body
- ABS wall plate Ø173 mm and lever

JK BOX010 . .

Finiture - Finishes

EUR

senza deviatore

CR

without diverter

*Da abbinare solo con PBOX 001

*To be completed only with PBOX 001

ZPRO BOX010 . .

Prolunga per art. BOX010

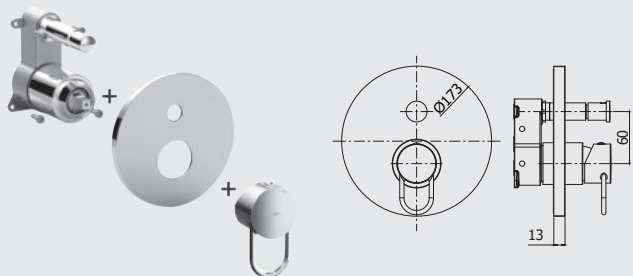
- H30mm

Extension for art. BOX010

- H30mm



CR



Set esterno miscelatore incasso doccia (2 uscite) completo di:

- corpo miscelatore
- piastra in ABS Ø173mm e leva

External set for concealed shower mixer (2 outlets) complete with:

- mixer body
- ABS wall plate Ø173 mm and lever

JK BOX015 . .

Finiture - Finishes

EUR

con deviatore a pulsante

CR

with push diverter

NO/M

*CR con piastra ABS_ NO/M con piastra in acciaio inox

*CR with ABS wall plate_ NO/M with Stainless steel wall plate

*Da abbinare solo con PBOX 001

*To be completed only with PBOX 001


ZPRO BOX015 . .

Prolunga con deviatore per art. BOX015

- H30mm

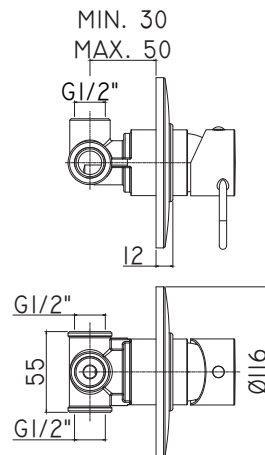
Extension with diverter for art. BOX015

- H30mm



CR

NO



* Per set incasso/esterno separati (v. capitolo Incassi Projects)
 * For concealed/external set divided (see Concealed mixer Projects chapter)

Miscelatore incasso doccia (1 uscita) completo di:
 • piastra
 • attacchi 1/2" G
 Concealed shower mixer (1 outlet) complete with:
 • wall plate
 • 1/2" G connections

JK 010 . . . Finiture - Finishes **EUR**
 senza deviatore **CR**

• con piastra in metallo Ø116mm
 without diverter
 • with metal wall plate Ø116mm

JK 011 . . . **CR**
 senza deviatore **NO**

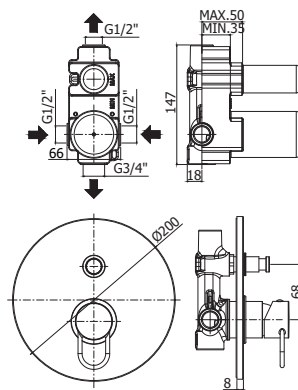
• con piastra lusso Ø110mm
 without diverter
 • with luxury wall plate Ø110mm

ZPRO 013 . . . **CR**
 Prolunga per artt. 010-011 **NO**

• H43mm
 Extension for artt. 010-011
 • H43mm



Miscelatore incasso doccia (2 uscite) completo di:
 • piastra in metallo Ø200mm
 • attacchi calda/fredda e superiore 1/2" G - attacco inferiore 3/4" G
 Concealed shower mixer (2 outlets) complete with:
 • metal wall plate Ø200mm
 • 1/2" G hot/cold and upper connections - 3/4" G lower connection



* Per set incasso/esterno separati (v. capitolo Incassi Projects)
 * For concealed/external set divided (see Concealed mixer Projects chapter)

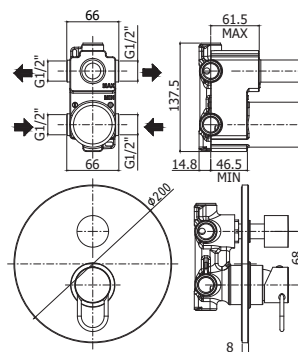
JK 015 . . . Finiture - Finishes **EUR**
 con deviatore a pulsante **CR**
 with push diverter **NO**

ZPRO 028 . . . **CR**
 Prolunga con deviatore per artt. 015 **NO**

• H30mm
 Extension with diverter for artt. 015
 • H30mm



Miscelatore incasso doccia (2 uscite) completo di:
 • piastra in metallo Ø200mm
 • attacchi 1/2" G
 Concealed shower mixer (2 outlets) complete with:
 • metal wall plate Ø200mm
 • 1/2" G connections



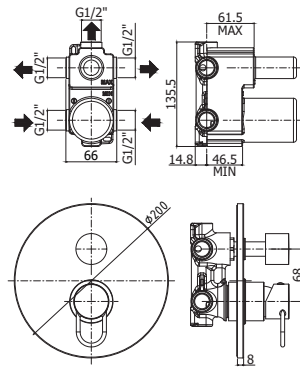
* Per set incasso/esterno separati (v. capitolo Incassi Projects)
 * For concealed/external set divided (see Concealed mixer Projects chapter)

JK 018 . . . Finiture - Finishes **EUR**
 con cartuccia deviatore (2 uscite + 1 **CR**
 posizione combinata) **NO**
 with diverter cartridge (2 outlets + 1
 combined position)

ZPRO 068 . . . **CR**
 Prolunga con deviatore per artt. 018-019 **NO**

• H30mm
 Extension with diverter for artt. 018-019
 • H30mm






Miscelatore incasso doccia (3 uscite) completo di:
 • piastra in metallo Ø200mm
 • attacchi 1/2" G
 Concealed shower mixer (3 outlets) complete with:
 • metal wall plate Ø200mm
 • 1/2" G connections

| | | |
|--|----------------------------|------------|
| JK 019 . . | Finiture - Finishes | EUR |
| con cartuccia deviatore (3 uscite + 3 posizioni combinate) | CR | |
| with diverter cartridge (3 outlets + 3 combined positions) | NO | |

* Per set incasso/esterno separati (v. capitolo Incassi Projects)
 * For concealed/external set divided (see Concealed mixer Projects chapter)

ZPRO 068 . .
 Prolunga con deviatore per artt. 018-019
 • H30mm
 Extension with diverter for artt. 018-019
 • H30mm

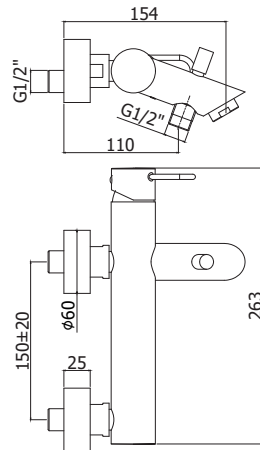




Miscelatore vasca/doccia con deviatore completo di:
 • aeratore M28x1
 • set 2 eccentrici 1/2"x3/4" G e rosoni
 Bath/shower mixer with diverter complete with:
 • aerator M28x1
 • set of 2 S-wall-unions 1/2"x3/4" G and wall-plates

| | | |
|--------------------|----------------------------|------------|
| JK 022 . . | Finiture - Finishes | EUR |
| senza set doccia | CR | |
| without shower set | NO | |

JK 023 . .
 con supporto a muro snodato in metallo
 • con doccia e flessibile
 with metal joint wall bracket
 • with hand-shower and flexible hose

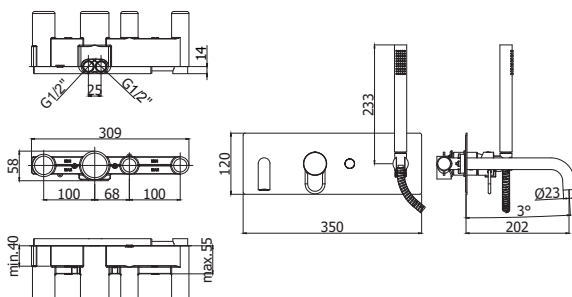
JK 026 . .
 con supporto a muro fisso in ABS
 • con doccia e flessibile
 with ABS fixed wall bracket
 • with hand-shower and flexible hose



* **CR con doccia BIRILLO/ NO con doccia MASTER**
 * **CR with BIRILLO hand-shower/ NO with MASTER hand-shower**

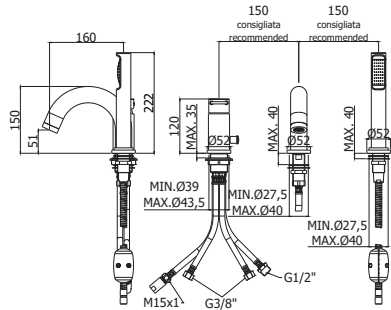
Miscelatore incasso vasca/doccia (2 uscite) completo di:
 • piastra in acciaio inox 350x120mm
 • bocca con aeratore M18.5x1 - l. 202mm
 • doccia Master in metallo e flessibile
 • attacchi 1/2" G
 Concealed bath/shower mixer (2 outlets) complete with:
 • stainless steel wall plate 350x120mm
 • spout with aerator M18.5x1 - l. 202mm
 • Master metal hand-shower and flexible hose
 • 1/2" G connections

| | | |
|--------------------------|----------------------------|------------|
| JK 001 . . | Finiture - Finishes | EUR |
| con deviatore a pulsante | CR | |
| with push diverter | NO | |



ZPRO 056 . .
 Prolunga con deviatore per artt. 001
 • H20mm
 Extension with diverter for artt. 001
 • H20mm

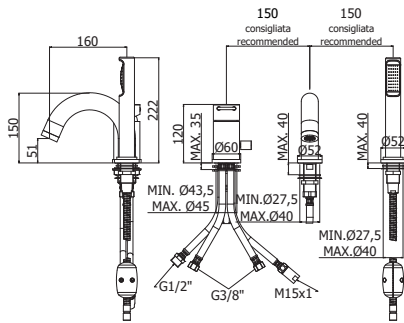




- Miscelatore bordo vasca con deviatore completo di:
- set 5 flex inox per miscelatore
 - doccia e flessibile con piombo
- Deck mounted mixer with diverter complete with:
- set of 5 stainless steel hoses for mixer
 - hand-shower and flexible hose with weight

JK 040 L . . Finiture - Finishes **EUR**
 con bocca e aeratore M28x1 (3 fori) **CR**
 with spout and aerator M28x1 (3 holes)

JK 041 L . . **CR**
 senza bocca erogazione (2 fori)
 without spout (2 holes)

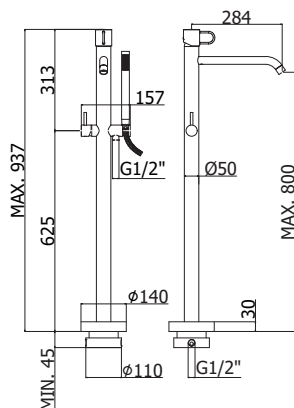


- Miscelatore bordo vasca con "portata maggiorata" completo di:
- set 5 flex inox per miscelatore
 - doccia e flessibile con piombo
- Deck mounted mixer with "increased flow rate" complete with:
- set of 5 stainless steel hoses for mixer
 - hand-shower and flexible hose with weight

JK 047 . . MAX FLOW Finiture - Finishes **EUR**
 con bocca e aeratore M28x1 (3 fori) **CR**
 with spout and aerator M28x1 (3 holes) **NO**

JK 048 . . MAX FLOW **CR**
 senza bocca erogazione (2 fori) **NO**
 without spout (2 holes)


* CR con doccia BIRILLO/ NO con doccia MASTER
 * CR with BIRILLO hand-shower/ NO with MASTER hand-shower



- Miscelatore vasca/doccia a pavimento completo di:
- bocca con aeratore M24x1
 - doccia Master (monogetto) in metallo
 - flessibile PVC argento - 1/2"x1/2" / L.1500mm
 - set 2 flessibili inox - M15x1/L.650 mm
- Free-standing bath/shower mixer complete with:
- spout with aerator M24x1
 - Master (single spray) metal hand-shower
 - silver PVC hose - 1/2"x1/2" / L.1500mm
 - set of 2 stainless steel hoses - M15x1/L.650 mm

JK 032 . . Finiture - Finishes **EUR**
 * Senza base di fissaggio art. LIG 030 **CR**
 * Without base for floor mounting art. LIG 030 **NO**

LIG 030 . .
 Base per fissaggio a pavimento:
 • per artt. 031-032
 Base for floor mounting:
 • for artt. 031-032





ZA91102R Cartuccia completa Ø40 senza distributore con regolazione per artt. 031-032
Complete cartridge Ø40 without distributor with regulation for artt. 031-032

ZA91104R Cartuccia completa Ø35 senza distributore con regolazione per artt. 001-006..70 - 007..70 - 010-011-015-018-019-040L-041L / BOX010-015
Complete cartridge Ø35 without distributor with regulation for artt. 001-006..70 - 007..70 - 010-011-015-018-019-040L-041L / BOX010-015

ZA91280 Cartuccia completa Ø40 senza distributore per artt. 047-048
Complete cartridge Ø40 without distributor for artt. 047-048

Finiture - Finishes



ZA91103R Cartuccia completa Ø35 con distributore con regolazione artt. 022-023-026-168-168D-168R
Complete cartridge Ø35 with distributor with regulation artt. 022-023-026-168-168D-168R

Finiture - Finishes



ZA91170 Cartuccia completa Ø 25 mm per deviatore art. 032
Complete cartridge Ø 25 mm for diverter art. 032

Finiture - Finishes



ZA91231 Cartuccia completa Ø 25 mm per artt. 104-104..70-105-105..70-106-106..70
Complete cartridge Ø 25 mm for artt. 104-104..70-105-105..70-106-106..70

Finiture - Finishes



ZA91390 Cartuccia completa Ø 25 mm con asta speciale per artt. 071-071K-075-081-081K-085-131-131K-135
Complete cartridge Ø 25mm with special rod for artt. 071-071K-075-081-081K-085-131-131K-135

Finiture - Finishes



ZACC146 Valvolina antiritorno Ø15 mm per artt. ZDEV088..V-ZDEV091-ZRAC054-ZRAC104
Check-valve Ø15 mm for artt. ZDEV088..V-ZDEV091-ZRAC054-ZRAC104

Finiture - Finishes



ZAER050 Aeratore a scomparsa Ø16,5x1M per artt. 071-071K-075-081-081K-085
Hidden Aerator Ø16,5x1M for artt. 071-071K-075-081-081K-085

ZACC343 Chiavetta per aeratore ZAER050
Key for aerator ZAER050

Finiture - Finishes



ZAER003 Aeratore completo Ø28 per artt. 022-023-026
Complete aerator Ø28 for artt. 022-023-026

ZAER024 Aeratore completo Ø24 per artt. 031-032
Complete aerator Ø24 for artt. 031-032

ZAER052 Aeratore completo Ø18 artt. 006..70 - 007..70 - 104 - 104..70 - 105 - 105..70 - 106 - 106..70 - 131-131K-135
Complete aerator Ø18 artt. 006..70 - 007..70 - 104 - 104..70 - 105 - 105..70 - 106 - 106..70 - 131-131K-135

Finiture - Finishes

CR
NO

CR
NO

CR
NO



- ZAER040** Aeratore completo per art. 040L
Complete aerator for art. 040L
- ZAER110** Aeratore completo Ø28 per art. 047
Complete aerator Ø28 for art. 047

Finiture - Finishes


CR
CR
NO



- ZAER077** Snodo con aeratore per artt. 131-131K-135
Joint with aerator for artt. 131-131K-135

Finiture - Finishes

CR
NO



- ZAER123** Aeratore a scomparsa Ø18.5x1 + chiavetta per art. 001
Hidden aerator Ø18.5x1 + key for art. 001

Finiture - Finishes



- ZAST046** Asta scarico completa per artt. 075-085-135
Complete rod for waste for artt. 075-085-135
- ZAST023** Snodo in ABS per asta scarico per artt. 075-085-135
ABS articulation for rod connection for artt. 075-085-135

Finiture - Finishes

CR
NOCR



- ZBAS040** Basetta miscelatore per artt. 040L-041L
Brass base-ring for mixer artt. 040L-041L
- ZBAS041** Basetta per bocca artt. 040L-047
Brass base-ring for spout artt. 040L-047
- ZBAS058** Basetta miscelatore artt. 071-071K-075-081-081K-085-131-131K-135
Brass base-ring artt. 071-071K-075-081-081K-085-131-131K-135
- ZBAS098** Basetta miscelatore per artt. 047-048
Brass base-ring for mixer artt. 047-048

Finiture - Finishes

CR
CR
NO
CR
NO
CR
NO



- ZBAS076..SC** Base + basetta + fissaggio per doccia per artt. 040L-041L-047-048
Ring + base + fixing set for hand shower for artt. 040L-041L-047-048

Finiture - Finishes

CR
NO



- ZBOC032** Bocca bordo vasca con basetta ottone, aeratore e fissaggio art. 040L
Deck mounted spout with brass ring base, aerator and fixing set art. 040L
- ZBOC090** Bocca bordo vasca con basetta ottone, aeratore e fissaggio art. 047
Deck mounted spout with brass ring base, aerator and fixing set art. 047

Finiture - Finishes









CR
CR
NO



















- ZBOC045** Bocca a muro per lavabo Ø18 x l.178 mm con piastra in metallo Ø70mm e aeratore per art. 006..70
Wall spout Ø18 x l.178 mm with metal wall plate Ø70mm and aerator for art. 006..70

Finiture - Finishes

CR
NO

| | | |
|---|---|---|
|  | <p>ZBOC046 Bocca a muro per lavabo Ø18 x l.248 mm con piastra in metallo Ø70mm e aeratore per art. 007..70 Wall spout Ø18 x l.248 mm with metal wall plate Ø70mm and aerator for art. 007..70</p> | <p>Finiture - Finishes CR NO</p> |
|  | <p>ZBOC107 Bocca Ø26 con aeratore per artt. 031-032 Ø26 spout with aerator for artt. 031-032</p> <p>ZBOC129 Bocca Ø23 con aeratore per art. 001 Ø23 spout with aerator for art. 001</p> | <p>Finiture - Finishes CR NO</p> <p>Finiture - Finishes CR NO</p> |
|  | <p>ZBOC136 Bocca a muro Ø18 x l.123 mm per artt. 104-104..70 Wall spout Ø18 x l.123 mm for artt. 104-104..70</p> <p>ZBOC137 Bocca a muro Ø18 x l.178 mm per artt. 105-105..70 Wall spout Ø18 x l.178 mm for artt. 105-105..70</p> <p>ZBOC138 Bocca a muro Ø18 x l.248 mm per artt. 106-106..70 Wall spout Ø18 x l.248 mm for artt. 106-106..70</p> | <p>Finiture - Finishes CR NO</p> <p>Finiture - Finishes CR NO</p> <p>Finiture - Finishes CR NO</p> |
|  | <p>ZCAL017 Calotta per gruppi a parete Nut for wall mounted traditional mixers</p> | <p>Finiture - Finishes CR NO</p> |
|  | <p>ZCAP023 Cappuccio sottoleva per artt. 031-032-047-048 Under lever cap for artt. 031-032-047-048</p> <p>ZCAP034 Cappuccio sottoleva per artt. 001- 006..70 - 007..70 -010-011-015-018-019-022-023-026-040L-041L-168-168D-168R / BOX010-015 Under lever cap for artt. 001- 006..70 - 007..70 -010-011-015-018-019-022-023-026-040L-041L-168-168D-168R / BOX010-015</p> <p>ZCAP061 Cappuccio sottoleva per deviatore per art. 032 Under lever cap for diverter for art. 032</p> <p>ZCAP062 Cappuccio sottoleva in metallo per artt. 104-104..70-105-105..70-106..70 Metal under lever cap for artt. 104-104..70-105-105..70-106..70</p> | <p>Finiture - Finishes CR NO</p> <p>Finiture - Finishes CR NO</p> <p>Finiture - Finishes CR NO</p> <p>Finiture - Finishes CR NO</p> |
|  | <p>ZCAP066 Cappuccio per deviatore per artt. 018-019 Cover for diverter for artt. 018-019</p> | <p>Finiture - Finishes CR NO</p> |
|  | <p>ZCAP073 Cappuccio sottoleva in metallo per artt. 071-071K-075-081-081K-085-131-131K-135 Metal under lever cap for artt. 071-071K-075-081-081K-085-131-131K-135</p> | <p>Finiture - Finishes CR NO</p> |
|  | <p>ZDEV007 Deviatore completo miscelatore bordo vasca art. 040L-041L Complete diverter for bath mixer deck mounted art. 040L-041L</p> | <p>Finiture - Finishes CR</p> |

| | | |
|---|---|---|
|  | <p>ZDEV048 Deviatore completo miscelatore incasso artt. 001-015 Complete diverter for built-in mixer artt. 001-015</p> | <p>Finiture - Finishes CR NO</p> |
|  | <p>ZDEV088..V Deviatore con valvolina antiritorno per miscelatore vasca esterno per artt. 022-023-026 Diverter with check-valve for bath/shower mixer for artt. 022-023-026</p> | <p>Finiture - Finishes CR NO</p> |
|  | <p>ZDEV100 Deviatore completo per art. BOX015 Complete diverter for art. BOX015</p> | <p>Finiture - Finishes CR NO</p> |
|  | <p>ZDEV101 Deviatore completo miscelatore bordo vasca artt. 047-048 Complete diverter for bath mixer deck mounted artt. 047-048</p> | <p>Finiture - Finishes CR NO</p> |
|  | <p>ZDOC032 Doccia BIRILLO (monogetto) in ABS per artt. 023-026-040L-041L-047-048-168D BIRILLO ABS hand-shower (single spray) for artt. 023-026-040L-041L-047-048-168D</p> | <p>Finiture - Finishes CR</p> |
|  | <p>ZDOC067 Doccia MASTER (monogetto) in metallo per artt. 023-032-040L-041L-047-048-168D MASTER metal hand-shower (single-spray) for artt. 023-032-040L-041L-047-048-168D</p> | <p>Finiture - Finishes CR NO</p> |
|  | <p>ZECC022 Eccentrico con rosone per miscelatori a parete Adjustable centre for wall mounted mixers</p> | <p>Finiture - Finishes CR NO</p> |
|  | <p>ZFIS121 Fissaggio 3/4 per bocca bordo vasca per artt. 040L-047 3/4 fixing for deck mounted spout for artt. 040L-047 ZFIS122 Fissaggio per base doccia artt. 040L-041L-047-048 Fixing kit for base for shower artt. 040L-041L-047-048</p> | <p>Finiture - Finishes</p> |

| | | |
|---|--|--|
|  | <p>ZFIS123 Fissaggio per corpo miscelatore bordo vasca per artt. 040L-041L Fixing kit for mixer body for artt. 040L-041L</p> | <p>Finiture - Finishes</p> |
|  | <p>ZFIS127 Fissaggio per corpo miscelatore bordo vasca artt. 047-048 Fixing kit for mixer body artt. 047-048</p> | <p>Finiture - Finishes</p> |
|  | <p>ZFIS141 Set fissaggio per artt. 071-071K-075-081-081K-085-131-131K-135 Fixing set for artt. 071-071K-075-081-081K-085-131-131K-135</p> | <p>Finiture - Finishes</p> |
|  | <p>ZFLO001 Flessibile 1/2"x1/2" 1500mm con calotta conica doppia aggraffatura per artt. 023-026-032-168D Double fastened longlife metal flexible hose 1/2"x1/2" 1500mm with conical nut for artt. 023-026-032-168D</p> <p>ZFLO018 Flessibile 1500mm doppia aggraffatura e doppia calotta conica per art. 001 Flexible hose 1500mm double interlock and double conical nut for art. 001</p> | <p>Finiture - Finishes CR CR</p> |
|  | <p>ZFLO009 Flessibile F1/2" M15x1 1500mm con calotta conica doppia aggraffatura con peso ecologico per artt. 040L-041L-047-048 Double fastened longlife metal flexible hose F1/2" M15x1 1500mm with conical nut and weight for artt. 040L-041L-047-048</p> | <p>Finiture - Finishes CR CRNO</p> |
|  | <p>ZFLO031 Flessibile PVC argento 1/2"x1/2"/ L. 1500mm con doppia calotta conica per art. 032 1/2"x1/2"/ L. 1500mm Silver PVC hose with double conical nut for art. 032</p> | <p>Finiture - Finishes AG</p> |
|  | <p>ZFLO071 Flessibile PVC colorato 1/2"x1/2"G - 1500mm per artt. 001-023-032-168D (nero opaco) 1/2"x1/2"G - 1500mm colored PVC hose for artt. 001-023-032-168D (matt black)</p> | <p>Finiture - Finishes BO NO</p> |
|  | <p>ZFLX086 Set flex inox (5 pezzi) per artt. 040L-041L Set of 5 pcs. inox flex for artt. 040L-041L</p> | <p>Finiture - Finishes CR</p> |




| | | |
|----------------|---|---|
| ZFLX102 | Set 2 flex inox SOFT PEX F3/8 450 mm per artt. 071-071K-075-131-131K-135 Set of 2 F3/8 stainless steel hoses 450 mm SOFT PEX for artt. 071-071K-075-131-131K-135 | Finiture - Finishes CRPX |
| ZFLX116 | Flex inox cm. 65 M10x1/M15x1 (1 pezzo) per art. 032 (1 piece) inox flex cm. 65 M10x1/M15x1 for art. 032 | CR |
| ZFLX118 | Flex inox cm. 108 M15x1/M15x1 (1 pezzo) per art. 031 (1 piece) inox flex cm. 108 M15x1/M15x1 for art. 031 | CR |
| ZFLX133 | Flex inox F.3/4"xF.1/2" cm 60 per bocca per art. 047 Inox flex F.3/4"xF.1/2" cm 60 for spout for art. 047 | CR |
| ZFLX140 | Set 2 flex inox SOFT PEX F3/8 cm. 60 per artt. 081-081K-085 Set of 2 F3/8 stainless steel hoses cm. 60 SOFT PEX for artt. 081-081K-085 | CRPX |



| | | |
|----------------|--|---|
| ZFLX132 | Set flex inox (4 pezzi) per artt. 047-048 Set of 4 pcs. inox flex for artt. 047-048 | Finiture - Finishes CR |
|----------------|--|---|



| | | |
|----------------|---|----------------------------|
| ZGHI001 | Ghiera fermacartuccia per artt. 047-048 Ring-nut for cartridge fastening for artt. 047-048 | Finiture - Finishes |
| ZGHI007 | Ghiera fermacartuccia per artt. 031-032 Ring-nut for cartridge fastening for artt. 031-032 | |
| ZGHI010 | Ghiera fermacartuccia M37x1 per artt. 001-006..70 - 007..70 - 010-011-015-018-019-022-023-026-040L-041L-168-168D-168R / BOX010-015 Ring-nut for cartridge fastening M37x1 for artt. 001-006..70 - 007..70 - 010-011-015-018-019-022-023-026-040L-041L-168-168D-168R / BOX010-015 | |



| | | |
|----------------|--|----------------------------|
| ZGHI024 | Bussola fermacartuccia per deviatore art. 032 Nut for cartridge fastening for diverter art. 032 | Finiture - Finishes |
|----------------|--|----------------------------|



| | | |
|----------------|---|----------------------------|
| ZGHI027 | Ghiera per deviatore M37x1.5 per artt. 018-019 M37x1.5 ring nut for diverter for artt. 018-019 | Finiture - Finishes |
|----------------|---|----------------------------|



| | | |
|----------------|--|---|
| ZGHI030 | Ghiera ferma cartuccia M30x1 per artt. 071-071K-075-081-081K-085-104-104..70-105-105..70-106-106..70-131-131K-135 M30x1 cartridge fastening ring nut for artt. 071-071K-075-081-081K-085-104-104..70-105-105..70-106-106..70-131-131K-135 | Finiture - Finishes CR |
|----------------|--|---|



| | | |
|----------------|--|--|
| ZLEV147 | Leva completa Ø35 per deviatore per art. 032 Complete lever Ø35 for diverter for art. 032 | Finiture - Finishes CR NO |
|----------------|--|--|



| | | |
|----------------|---|--|
| ZLEV217 | Leva completa Ø45 mm per artt. 001-006..70-007..70-010-011-015-018-019-040L-041L / BOX010-015 Complete lever Ø45 mm for artt. 001-006..70-007..70-010-011-015-018-019-040L-041L / BOX010-015 | Finiture - Finishes CR NO |
| ZLEV218 | Leva completa Ø35 mm per artt. 104-104..70-105-105..70-106-106..70 Complete lever Ø35 mm for artt. 104-104..70-105-105..70-106-106..70 | CR NO |
| ZLEV219 | Leva completa Ø42 mm per artt. 022-023-026-168-168D-168R Complete lever Ø42 mm for artt. 022-023-026-168-168D-168R | CR NO |
| ZLEV221 | Leva completa Ø55 mm per artt. 047-048 Complete lever Ø55 mm for artt. 047-048 | CR NO |



ZLEV220 Leva completa Ø50 mm per artt. 031-032
Complete lever Ø50 mm for artt. 031-032

ZLEV222 Leva completa Ø40 mm per artt. 071-071K-075-081-081K-085-131-131K-135
Complete lever Ø40 for artt. 071-071K-075-081-081K-085-131-131K-135

Finiture - Finishes

CR
NO
CR
NO



ZMAN130 Maniglia per cartuccia deviatore per art. 019
Complete handle for diverter cartridge for art. 019

ZMAN138 Maniglia per cartuccia deviatore per art. 018
Complete handle for diverter cartridge for art. 018

Finiture - Finishes

CR
NO
CR
NO



ZPIA007 Piastra con guarnizione 1 foro per art. 010 / Ø116 mm
One-hole wall plate with gasket for art. 010 / Ø116 mm

ZPIA008 Piastra lusso tonda con guarnizione per art. 011 / Ø110 mm
Luxury round plate with gasket for art. 011 / Ø110mm

Finiture - Finishes

CR
CR
NO



ZPIA056 Piastra 4 fori in acciaio inox con guarnizioni per art. 001 / L.350 x h.120 mm
Four-hole stainless steel wall plate with gaskets for art. 001 / L.350 x h.120 mm

Finiture - Finishes

CR
NO



ZPIA063 Piastra di copertura con OR in ottone per artt. 031-032 / Ø140 mm
Brass cover plate with O-Ring for artt. 031-032 / Ø140 mm

Finiture - Finishes

CR
NO



ZPIA072 Piastra tonda in ABS 1 foro con OR per art. BOX010 / Ø173 mm
ABS round one-hole wall plate with OR for art. BOX010 / Ø173mm

Finiture - Finishes

CR



ZPIA074 Piastra tonda in ABS 2 fori con OR per art. BOX015 / Ø173 mm
ABS round two-hole wall plate with OR for art. BOX015 / Ø173mm

ZPIA135 Piastra tonda in acciaio inox 2 fori con OR per art. BOX015 / Ø173 mm
Stainless steel round two-hole wall plate with OR for art. BOX015 / Ø173 mm

Finiture - Finishes

CR
NO/M



ZPIA076 Piastra tonda 2 fori con guarnizioni per art. 015 / Ø200 mm
Round two-hole wall plate with gaskets for art. 015 / Ø200mm

Finiture - Finishes

CR
NO



- ZPIA088** Piastra con guarnizioni per miscelatore incasso (2 uscite) per art. 018 / Ø200 mm
Wall plate with gaskets for concealed shower mixer (2 outlets) for art. 018 / Ø200 mm
- ZPIA089** Piastra con guarnizioni per miscelatore incasso (3 uscite) per art. 019 / Ø200 mm
Wall plate with gaskets for concealed shower mixer (3 outlets) for art. 019 / Ø200 mm

Finiture - Finishes

CR
NO
CR
NO



- ZPIA082** Piastra con guarnizione per miscelatore per artt. 006..70-007..70 / Ø70 mm
One-hole wall plate with gasket for mixer for art. 006..70-007..70 / Ø70 mm
- ZPIA093** Piastra con guarnizione per miscelatore per artt. 104..70-105..70-106..70 / Ø70 mm
One-hole wall plate with gasket for mixer for artt. 104..70-105..70-106..70 / Ø70 mm

Finiture - Finishes

CR
NO
CR
NO



- ZPIA092** Piastra con guarnizione per bocca per artt. 003-008-006..70-007..70-104..70-105..70-106..70 / Ø70 mm
One-hole wall plate with gasket for spout for artt. 003-008-006..70-007..70-104..70-105..70-106..70 / Ø70 mm

Finiture - Finishes

CR
NO



- ZPIA110** Piastra in acciaio inox 2 fori con guarnizioni per artt. 104-105-106 / L.250 x h.100 mm
Two-hole stainless steel wall plate with gaskets for artt. 104-105-106 / L.250 x h.100 mm

Finiture - Finishes

CR
NO



- ZRAC054** Raccordo 1/2" per artt. 168-168D
1/2" connection for artt. 168-168D
- ZRAC104** Raccordo con valvolina + OR per deviatore per art. 032
Connection with check valve + OR for diverter for art. 032

Finiture - Finishes

CR
NO
CR
NO



- ZRAC131** Raccordo 3/4" con tappo e OR per art. 168R
3/4" connection with OR and plug for art. 168R

Finiture - Finishes

CR
NO



- ZSED006** Sede per gruppi a parete
Wall mounted mixers seat

Finiture - Finishes

CR



- ZVIT092** Cartuccia deviatore (2 uscite) Ø32 mm per art. 018
Diverter cartridge (2 outlets) Ø32 mm for art. 018
- ZVIT091** Cartuccia deviatore (3 uscite) Ø32 mm per art. 019
Diverter cartridge (3 outlets) Ø32 mm for art. 019

Finiture - Finishes

elle-effe



ELEGANZA E SEMPLICITÀ

Sono questi i due principi ispiratori che hanno portato alla nascita delle nuove linee di rubinetteria ELLE e EFFE. Linea squadrata e profilo pulito, per amplificare un senso di eleganza e modernità che rendono queste serie adattabili ad ogni tipo di ambiente. La cura del dettaglio si accompagna alla cura della funzionalità: un design di alta gamma si unisce ad una tecnica e componentistica di elevata qualità. Leva aperta per la serie EFFE, leva chiusa per la serie ELLE.

Due varianti di design per una serie unica nelle sue linee essenziali. E per entrambe le versioni il lavabo è disponibile in tre altezze differenti (Standard, Medio e Prolungato).

ELEGANCE AND SIMPLICITY

These are the two key factors that have led to the realization of our new EFFE and ELLE mixers lines. Square line and clean profile to amplify a sense of elegance and modernity that makes these series suitable for any environment. The attention to detail is accompanied by the care of functionality: a high-end design is combined with technique and components of high quality. Open handle for EFFE and closed handle for ELLE.

Two design variants for a unique series of essential lines. For both versions, washbasin mixer is available in three different heights (Standard, Middle and Extended).



FINITURE | FINISHES

La serie **ELLE/EFFE** è disponibile nelle seguenti finiture:
ELLE/EFFE range is available in the following finishes:

CR cromato
chrome plated

VARIANTI | VARIANTS



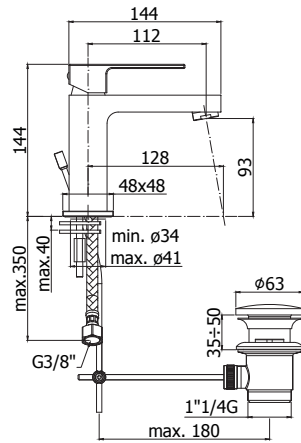
EL
LEVA ELLE
ELLE HANDLE



EF
LEVA EFFE
EFFE HANDLE



ELX
LEVA CUBO
CUBO HANDLE



Miscelatore lavabo completo di:
 • aeratore M24x1
 • set 2 flessibili inox 3/8" G
 Wash basin mixer complete with:
 • aerator M24x1
 • set of 2 stainless steel hoses 3/8" G

EL 071 . . / EF 071 . .

senza scarico
 without pop up waste

Finiture - Finishes **EUR**

CR



Leva ELLE **CR**



Leva EFFE **CR**

EL 071K . . / EF 071K . .

con scarico Clic-Clac 1"1/4 G
 with 1"1/4 G Clic-Clac press top waste

CR



Leva ELLE **CR**



Leva EFFE **CR**

EL 075 . . / EF 075 . .

con scarico automatico 1"1/4 G
 with 1"1/4 G pop up waste

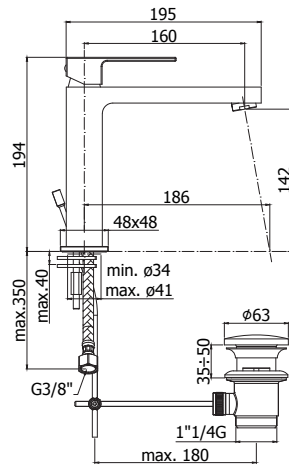
CR



Leva ELLE **CR**



Leva EFFE **CR**



Miscelatore lavabo medio completo di:

- aeratore M24x1
 - set 2 flessibili inox 3/8" G
- Medium wash basin mixer complete with:
- aerator M24x1
 - set of 2 stainless steel hoses 3/8" G

EL 074 . . / EF 074 . .

senza scarico
 without pop up waste

Finiture - Finishes **EUR**

CR



Leva ELLE **CR**



Leva EFFE **CR**

EL 074K . . / EF 074K . .

con scarico Clic-Clac 1"1/4 G
 with 1"1/4 G Clic-Clac press top waste

CR



Leva ELLE **CR**



Leva EFFE **CR**

EL 073 . . / EF 073 . .

con scarico automatico 1"1/4 G
 with 1"1/4 G pop up waste

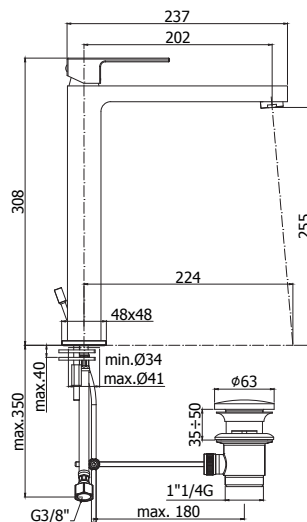
CR



Leva ELLE **CR**



Leva EFFE **CR**



Miscelatore lavabo prolungato completo di:

- aeratore M24x1
 - set 2 flessibili inox 3/8" G
- Tall wash basin mixer complete with:
- aerator M24x1
 - set of 2 stainless steel hoses 3/8" G

EL 081 . . / EF 081 . .

senza scarico
 without pop up waste

Finiture - Finishes **EUR**

CR



Leva ELLE **CR**



Leva EFFE **CR**

EL 081K . . / EF 081K . .

con scarico Clic-Clac 1"1/4 G
 with 1"1/4 G Clic-Clac press top waste

CR



Leva ELLE **CR**



Leva EFFE **CR**

EL 085 . . / EF 085 . .

con scarico automatico 1"1/4 G
 with 1"1/4 G pop up waste

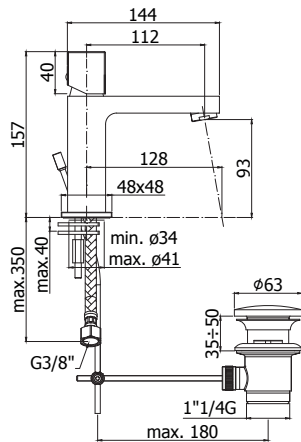
CR



Leva ELLE **CR**



Leva EFFE **CR**



Miscelatore lavabo completo di:
 • aeratore M24x1
 • set 2 flessibili inox 3/8"G
 Wash basin mixer complete with:
 • aerator M24x1
 • set of 2 stainless steel hoses 3/8"G

ELX 071 . .
 senza scarico
 without pop up waste

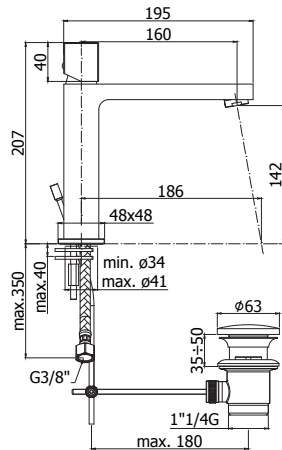
Finiture - Finishes **EUR**
 CR

Leva CUBO

ELX 075 . .
 con scarico automatico 1"1/4G
 with 1"1/4G pop up waste

CR

Leva CUBO



Miscelatore lavabo medio completo di:
 • aeratore M24x1
 • set 2 flessibili inox 3/8"G
 Medium wash basin mixer complete with:
 • aerator M24x1
 • set of 2 stainless steel hoses 3/8"G

ELX 074 . .
 senza scarico
 without pop up waste

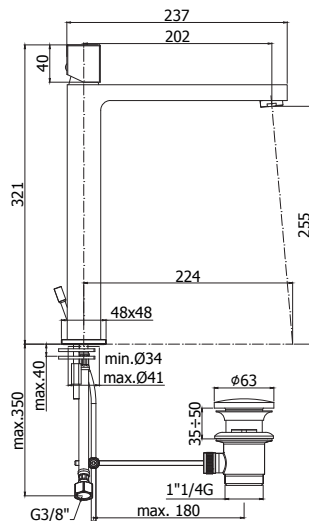
Finiture - Finishes **EUR**
 CR

Leva CUBO

ELX 073 . .
 con scarico automatico 1"1/4G
 with 1"1/4G pop up waste

CR

Leva CUBO



Miscelatore lavabo prolungato completo di:
 • aeratore M24x1
 • set 2 flessibili inox 3/8"G
 Tall wash basin mixer complete with:
 • aerator M24x1
 • set of 2 stainless steel hoses 3/8"G

ELX 081 . .
 senza scarico
 without pop up waste

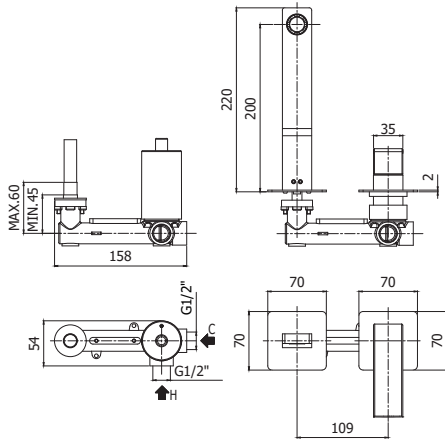
Finiture - Finishes **EUR**
 CR

Leva CUBO

ELX 085 . .
 con scarico automatico 1"1/4G
 with 1"1/4G pop up waste

CR

Leva CUBO




Miscelatore incasso lavabo completo di:
 • piastre in acciaio inox 70x70mm
 • attacchi 1/2" G

Concealed single lever basin mixer complete with:
 • stainless steel wall plates 70x70mm
 • 1/2" G connections

EL 104 .. 70 / EF 104 .. 70

con bocca e aeratore M24x1 - l. 150mm
 with spout and aerator M24x1 - l. 150mm

Finiture - Finishes **EUR**

 **CR**

Leva ELLE **CR**

Leva EFFE **CR**

EL 105 .. 70 / EF 105 .. 70

con bocca e aeratore M24x1 - l. 200mm
 with spout and aerator M24x1 - l. 200mm

 **CR**

Leva ELLE **CR**

Leva EFFE **CR**

EL 106 .. 70 / EF 106 .. 70

con bocca e aeratore M24x1 - l. 240mm
 with spout and aerator M24x1 - l. 240mm

 **CR**

Leva ELLE **CR**

Leva EFFE **CR**

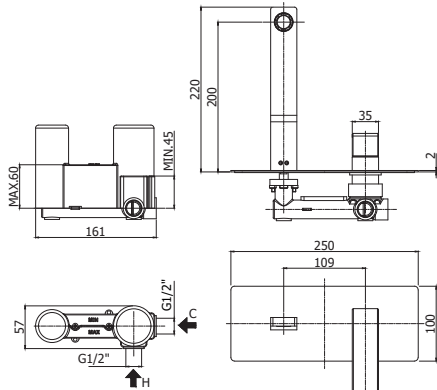
ZPRO 088 ..

Prolunga per artt. 104..70 -105..70-106..70
 • H20mm
 Extension for artt. 104..70-105..70-106..70
 • H20mm

 **CR**

Miscelatore incasso lavabo completo di:
 • piastra in acciaio inox 250x100mm
 • attacchi 1/2" G

Concealed single lever basin mixer complete with:
 • stainless steel wall plate 250x100mm
 • 1/2" G connections



EL 104 .. / EF 104 ..

con bocca e aeratore M24x1 - l. 150mm
 with spout and aerator M24x1 - l. 150mm

Finiture - Finishes **EUR**

 **CR**

Leva ELLE **CR**

Leva EFFE **CR**

EL 105 .. / EF 105 ..

con bocca e aeratore M24x1 - l. 200mm
 with spout and aerator M24x1 - l. 200mm

 **CR**

Leva ELLE **CR**

Leva EFFE **CR**

EL 106 .. / EF 106 ..

con bocca e aeratore M24x1 - l. 240mm
 with spout and aerator M24x1 - l. 240mm

 **CR**

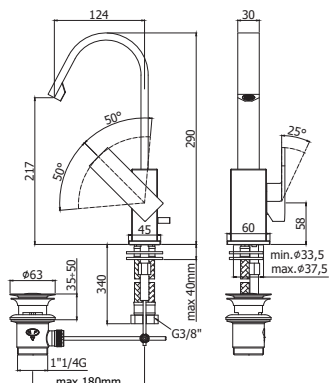
Leva ELLE **CR**

Leva EFFE **CR**

ZPRO 088 ..

Prolunga per artt. 104-105-106
 • H20mm
 Extension for artt. 104-105-106
 • H20mm

 **CR**



Miscelatore lavabo con canna orientabile completo di:

- aeratore M16,5x1
- set 2 flessibili inox 3/8"G

Wash basin mixer with swivelling spout complete with:

- aerator M16,5x1
- set of 2 stainless steel hoses 3/8"G

EL 878 .. / EF 878 ..

senza scarico
without pop up waste

Finiture - Finishes **EUR**

CR

Leva ELLE **CR**

Leva EFFE

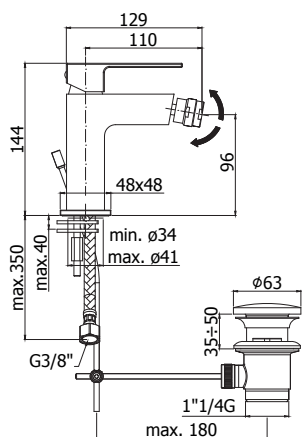
EL 877 .. / EF 877 ..

con scarico automatico 1"1/4G
with 1"1/4G pop up waste

CR

Leva ELLE **CR**

Leva EFFE



Miscelatore bidet completo di:

- snodo e aeratore M24x1
- set 2 flessibili inox 3/8"G

Bidet mixer complete with:

- swivel joint and aerator M24x1
- set of 2 stainless steel hoses 3/8"G

EL 131 .. / EF 131 ..

senza scarico
without pop up waste

Finiture - Finishes **EUR**

CR

Leva ELLE **CR**

Leva EFFE

EL 131K .. / EF 131K ..

con scarico Clic-Clac 1"1/4G
with 1"1/4G Clic-Clac press top waste

CR

Leva ELLE **CR**

Leva EFFE

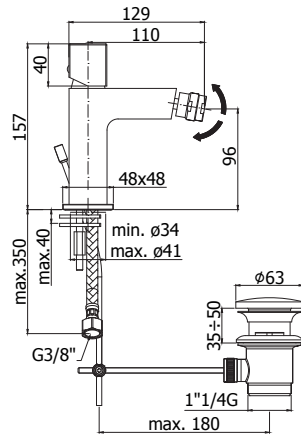
EL 135 .. / EF 135 ..

con scarico automatico 1"1/4G
with 1"1/4G pop up waste

CR

Leva ELLE **CR**

Leva EFFE



- Miscelatore bidet completo di:
- snodo e aeratore M24x1
 - set 2 flessibili inox 3/8" G
- Bidet mixer complete with:
- swivel joint and aerator M24x1
 - set of 2 stainless steel hoses 3/8" G

ELX 131 . .

senza scarico
without pop up waste

Finiture - Finishes **EUR**

CR

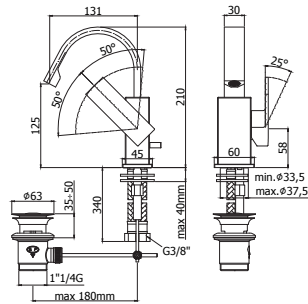
Leva CUBO

ELX 135 . .

con scarico automatico 1"1/4 G
with 1"1/4 G pop up waste

CR

Leva CUBO



Miscelatore bidet con canna orientabile completo di:

- aeratore M16,5x1
 - set 2 flessibili inox 3/8" G
- Bidet mixer with swivelling spout complete with:
- aerator M16,5x1
 - set of 2 stainless steel hoses 3/8" G

EL 838 . . / EF 838 . .

senza scarico
without pop up waste

Finiture - Finishes **EUR**

CR

Leva ELLE

CR

Leva EFFE

EL 837 . . / EF 837 . .

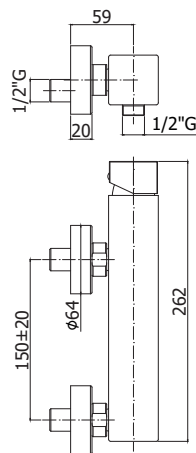
con scarico automatico 1"1/4 G
with 1"1/4 G pop up waste

CR

Leva ELLE

CR

Leva EFFE



Miscelatore doccia completo di:

- set 2 eccentrici 1/2"x3/4" G e rosoni

Shower mixer complete with:

- set of 2 S-wall-unions 1/2"x3/4" G and wall-plates

EL 168 . . / EF 168 . .

senza set doccia
without shower set
• with 1/2" G lower connection

Finiture - Finishes **EUR**

CR

Elle corta

CR

Effe corta

EL 168D . . / EF 168D . .

con supporto a muro snodato in ABS
• con doccia e flessibile
with ABS joint wall bracket
• with hand-shower and flexible hose

CR

Elle corta

CR

Effe corta

EL 168R . . / EF 168R . .

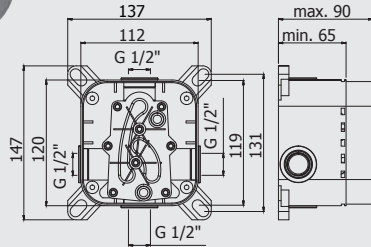

rovesciato senza set doccia
• con attacco superiore 3/4" G
overturned without shower set
• with 3/4" G upper connection

CR

Elle corta

CR

Effe corta



⚠ PIASTRA METALLO - METAL PLATE
min.77mm - max 90 mm

Set incasso universale per miscelatori doccia completo di:

- corpo incasso
- box

Universal concealed Box for mixers complete with:

- concealed body
- box

PBOX 001

Finiture - Finishes

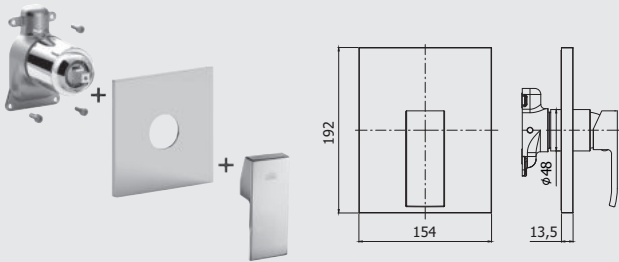
EUR

senza set esterno

without external set

*Da abbinare solo con EL-EF BOX010 - EL-EF BOX015

*To be completed only with EL-EF BOX010 - EL-EF BOX015



Set esterno miscelatore incasso doccia (1 uscita) completo di:

- corpo miscelatore
- piastra in ABS 154x192mm e leva

External set for concealed shower mixer (1 outlet) complete with:

- mixer body
- ABS wall plate 154x192mm and lever

EL BOX010 . . / EF BOX010 . .

Finiture - Finishes

EUR

senza deviatore
without diverter

Leva ELLE CR

Leva EFFE CR

Leva EFFE

*Da abbinare solo con PBOX 001

*To be completed only with PBOX 001

ZPRO BOX010 . .

Prolunga per art. BOX010

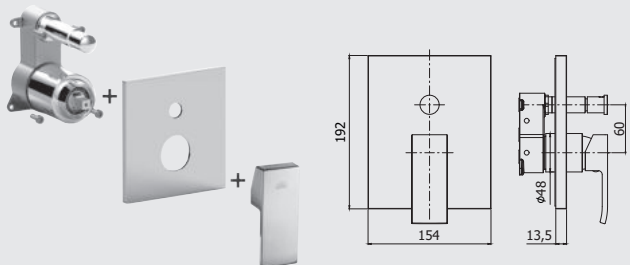
- H30mm

Extension for art. BOX010

- H30mm



CR



Set esterno miscelatore incasso doccia (2 uscite) completo di:

- corpo miscelatore
- piastra in ABS 154x192mm e leva

External set for concealed shower mixer (2 outlets) complete with:

- mixer body
- ABS wall plate 154x192mm and lever

EL BOX015 . . / EF BOX015 . .

Finiture - Finishes

EUR

con deviatore a pulsante
with push diverter

Leva ELLE CR

Leva EFFE CR

Leva EFFE

*Da abbinare solo con PBOX 001

*To be completed only with PBOX 001


ZPRO BOX015 . .

Prolunga con deviatore per art. BOX015

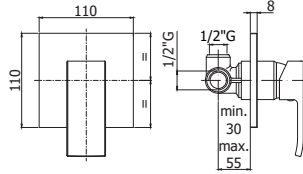
- H30mm

Extension with diverter for art. BOX015

- H30mm



CR



***CR con piastra ABS - CR/M con piastra in Acciaio inox**
***CR with ABS wall plate - CR/M with Stainless steel wall plate**

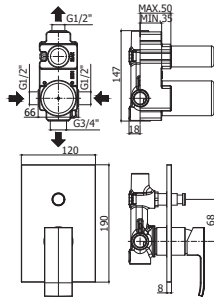
* Per set incasso/esterno separati (v. capitolo Incassi Projects)
 * For concealed/external set divided (see Concealed mixer Projects chapter)

Miscelatore incasso doccia (1 uscita) completo di:
 • piastra 110x110mm
 • attacchi 1/2"G
 Concealed shower mixer (1 outlet) complete with:
 • wall plate 110x110mm
 • 1/2"G connections

EL 010 . . / EF 010 . .
 senza deviatore
 without diverter

Finiture - Finishes **EUR**
 CR
 CR/M
 Leva ELLE
 CR
 CR/M
 Leva EFFE

ZPRO 013 . .
 Prolunga per art. 010
 • H43mm
 Extension for art. 010
 • H43mm



***CR con piastra ABS - CR/M con piastra in Acciaio inox**
***CR with ABS wall plate - CR/M with Stainless steel wall plate**

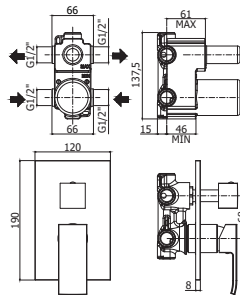
* Per set incasso/esterno separati (v. capitolo Incassi Projects)
 * For concealed/external set divided (see Concealed mixer Projects chapter)

Miscelatore incasso doccia (2 uscite) completo di:
 • piastra 120x190mm
 • attacchi calda/fredda e superiore 1/2"G - attacco inferiore 3/4"G
 Concealed shower mixer (2 outlets) complete with:
 • wall plate 120x190mm
 • 1/2"G hot/cold and upper connections - 3/4"G lower connection

EL 015 . . / EF 015 . .
 con deviatore a pulsante
 with push diverter

Finiture - Finishes **EUR**
 CR
 CR/M
 Leva ELLE
 CR
 CR/M
 Leva EFFE

ZPRO 028 . .
 Prolunga con deviatore per art. 015
 • H30mm
 Extension with diverter for art. 015
 • H30mm



***CR con piastra ABS - CR/M con piastra in Acciaio inox**
***CR with ABS wall plate - CR/M with Stainless steel wall plate**

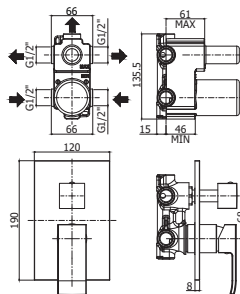
* Per set incasso/esterno separati (v. capitolo Incassi Projects)
 * For concealed/external set divided (see Concealed mixer Projects chapter)

Miscelatore incasso doccia (2 uscite) completo di:
 • piastra 120x190mm
 • attacchi 1/2"G
 Concealed shower mixer (2 outlets) complete with:
 • wall plate 120x190mm
 • 1/2"G connections

EL 018 . . / EF 018 . .
 con cartuccia deviatore (2 uscite + 1
 posizione combinata)
 with diverter cartridge (2 outlets + 1
 combined position)

Finiture - Finishes **EUR**
 CR
 CR/M
 Leva ELLE
 CR
 CR/M
 Leva EFFE

ZPRO 068 . .
 Prolunga con deviatore per artt. 018-019
 • H30mm
 Extension with diverter for artt. 018-019
 • H30mm



***CR con piastra ABS - CR/M con piastra in Acciaio inox**
***CR with ABS wall plate - CR/M with Stainless steel wall plate**

* Per set incasso/esterno separati (v. capitolo Incassi Projects)
 * For concealed/external set divided (see Concealed mixer Projects chapter)

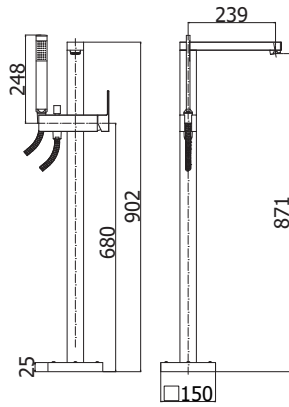
Miscelatore incasso doccia (3 uscite) completo di:
 • piastra 120x190mm
 • attacchi 1/2"G
 Concealed shower mixer (3 outlets) complete with:
 • wall plate 120x190mm
 • 1/2"G connections

EL 019 . . / EF 019 . .
 con cartuccia deviatore (3 uscite + 3
 posizioni combinate)
 with diverter cartridge (3 outlets + 3
 combined positions)

Finiture - Finishes **EUR**
 CR
 CR/M
 Leva ELLE
 CR
 CR/M
 Leva EFFE

ZPRO 068 . .
 Prolunga con deviatore per artt. 018-019
 • H30mm
 Extension with diverter for artt. 018-019
 • H30mm





- Miscelatore vasca/doccia a pavimento completo di:
- bocca con aeratore M28x1
 - doccia Premium (monogetto) in metallo
 - flessibile PVC argento - 1/2"x1/2" / L.1500mm
 - attacchi ad innesto rapido

- Free-standing bath/shower mixer complete with:
- spout with aerator M28x1
 - Premium (single spray) metal hand-shower
 - silver PVC hose - 1/2"x1/2" / L.1500mm
 - fast push connections

EL 033 . . / EF 033 . .

con base incasso per fissaggio a pavimento inclusa

with concealed base for floor mounting included

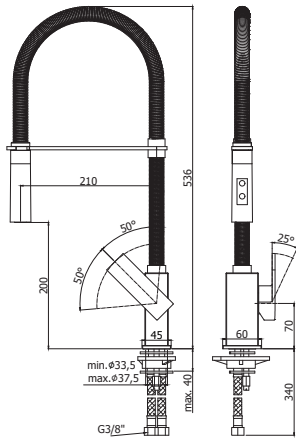
Finiture - Finishes **EUR**

CR

Leva ELLE

CR

Leva EFFE



- Miscelatore lavello monoforo con canna orientabile completo di:

- doccia Minimal (2 getti) in ABS
- set 2 flessibili inox 3/8"G

- One-hole sink mixer with swivelling spout complete with:
- Minimal ABS hand-shower (two spray-functions)
 - set of 2 stainless steel hoses 3/8"G

EL 179 . . / EF 179 . .

Professional

Professional

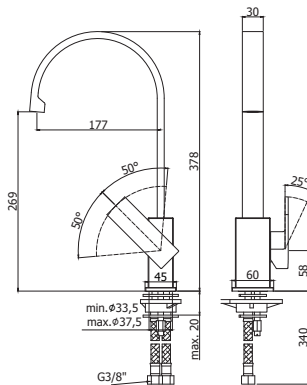
Finiture - Finishes **EUR**

CR

Leva ELLE

CR

Leva EFFE



- Miscelatore lavello monoforo completo di:

- aeratore M16,5x1
- set 2 flessibili inox 3/8"G

- One-hole sink mixer complete with:
- aerator M16,5x1
 - set of 2 stainless steel hoses 3/8"G

EL 880 . . / EF 880 . .

con canna orientabile

with swivelling spout

con corpo orientabile

with swivelling body

Finiture - Finishes **EUR**

CR

Leva ELLE

CR

Leva EFFE



ZA91103R Cartuccia completa Ø35 con distributore con regolazione per artt. 168-168D-168R
Complete cartridge Ø35 with distributor with regulation for artt. 168-168D-168R

Finiture - Finishes



ZA91104R Cartuccia completa Ø 35 mm senza distributore con regolazione per artt. 001-010-015-018-019-022-023-026-033-040-041-101 / BOX010-015
Complete cartridge Ø 35mm without distributor with regulation for artt. 001-010-015-018-019-022-023-026-033-040-041-101 / BOX010-015

Finiture - Finishes



ZA91400 Cartuccia completa Ø 25 mm per artt. 071-071K-075-073-074-074K-081-081K-085-131-131K-135-179-837-838-877-878-880
Complete cartridge Ø 25mm for artt. 071-071K-073-075-074-074K-081-081K-085-131-131K-135-179-837-838-877-878-880

Finiture - Finishes



ZA91231 Cartuccia completa Ø 25 mm per artt. 104-104..70-105-105..70-106-106..70
Complete cartridge Ø 25 mm for artt. 104-104..70-105-105..70-106-106..70

Finiture - Finishes



ZACC146 Valvolina antiritorno Ø15 mm per artt. ZCOL861..V - ZDEV003 - ZRAC022
Check-valve Ø15 mm for artt. ZCOL861..V - ZDEV003 - ZRAC022
ZACC232 Valvolina antiritorno Ø14 mm per art. 179
Check-valve Ø14 mm for art. 179

Finiture - Finishes



ZACC350 Molla superiore filo Ø 2 mm per art. 179
Top spring Ø 2 mm for art. 179

Finiture - Finishes
CR



ZACC351 Molla inferiore filo Ø 2 mm per art. 179
Lower spring Ø 2 mm for art. 179

Finiture - Finishes
CR



ZACC352 Supporto per doccia per art. 179
Hand-shower bracket for art. 179

Finiture - Finishes
CR



ZAER003

Aeratore Ø28x1M per artt. 001-022-023-026-033
Aerator Ø28x1M for artt. 001-022-023-026-033

Finiture - Finishes

CR

ZAER078

Aeratore Ø24x1M per artt. 071-071K-073-074-074K-075-081-081K-085-131-131K-135
Aerator Ø24x1M for artt. 071-071K-073-074-074K-075-081-081K-085-131-131K-135

CR



ZAER006

Snodo con aeratore Ø 24x1M per artt. 131-131K-135
Joint with aerator Ø 24x1M for artt. 131-131K-135

Finiture - Finishes

CR



ZAER050

Aeratore a scomparsa Ø16,5x1M per artt. 837-838-877-878-880
Hidden aerator Ø16,5x1M for artt. 837-838-877-878-880
ZACC343
Chiavetta per aeratore ZAER050
Key for aerator ZAER050

Finiture - Finishes



ZAER090

Aeratore M24x1 SLIM AIR con chiavetta per artt. 104-104..70-105-105..70-106-106..70
SLIM AIR Aerator M24x1 with key for artt. 104-104..70-105-105..70-106-106..70

Finiture - Finishes



ZAST041

Asta pomolo snodino Ø4mm dritta per artt. 837-877
Straight rod Ø4mm with knob for artt. 837-877

Finiture - Finishes

CR

ZAST046

Asta pomolo snodino Ø4mm piegata per artt. 070-075-072-073-080-085-130-135
Bent rod Ø4mm with knob for artt. 070-075-072-073-080-085-130-135

CR



ZBAS050

Basetta ottone per miscelatore bordo vasca artt. 040-041
Brass base for deck mounted bath mixer artt. 040-041

Finiture - Finishes

CR

ZBAS053


Basetta ottone per artt. 179-837-838-877-878-880
Brass base for artt. 179-837-838-877-878-880

CR

ZBAS095

Basetta ottone per artt. 071-071K-073-074-074K-075-081-081K-085-131-131K-135
Brass base for artt. 071-071K-073-074-074K-075-081-081K-085-131-131K-135

CR



ZBAS085

Set basetta con gambo e fissaggio per artt. 040-041
Brass base with threaded stem and fixing kit for artt. 040-041

Finiture - Finishes

CR



ZBOC039

Bocca bordo vasca con basetta e fissaggio per art. 040
Deck mounted spout with brass ring base and fixing set for art. 040









Finiture - Finishes

CR

ZBAS055

Basetta in ottone per bocca bordo vasca per art. 040
Brass base for deck mounted spout for art. 040

CR

| | | |
|---|---|--|
|  | <p>ZBOC065 Bocca standard con aeratore per art. 001 - l.192 mm Standard spout with aerator for art. 001 - l.192 mm</p> <p>ZBOC098 Bocca con aeratore compatibile con art. 001 - l.120 mm Spout with aerator compatible with art. 001 - l.120 mm</p> <p>ZBOC099 Bocca con aeratore compatibile con art. 001 - l.240 mm Spout with aerator compatible with art. 001 - l.240 mm</p> | <p>Finiture - Finishes CR CR CR</p> |
|  | <p>ZBOC110 Bocca con aeratore compatibile con artt. 104-104..70 - l.150 mm Spout with aerator compatible with artt. 104-104..70 - l.150 mm</p> <p>ZBOC108 Bocca standard con aeratore per artt. 105-105..70 - l.200 mm Standard spout with aerator for artt. 105-105..70 - l.200 mm</p> <p>ZBOC109 Bocca con aeratore compatibile con artt. 106-106..70 - l.240 mm Spout with aerator compatible with artt. 106-106..70 - l.240 mm</p> | <p>Finiture - Finishes CR CR CR</p> |
|  | <p>ZCAL007 Calotta per miscelatori a parete per artt. 022-023-026-168-168D-168R Nut for wall mounted mixers for artt. 022-023-026-168-168D-168R</p> | <p>Finiture - Finishes CR</p> |
|  | <p>ZCAN078 Canna piatta con aeratore per artt. 877-878 Rectangular spout with aerator for artt. 877-878</p> <p>ZCAN079 Canna piatta con aeratore per artt. 837-838 Rectangular spout with aerator for artt. 837-838</p> <p>ZCAN080 Canna piatta con aeratore per art. 880 Rectangular spout with aerator for art. 880</p> | <p>Finiture - Finishes CR CR CR</p> |
|  | <p>ZCAP034 Cappuccio sottoleva in metallo per artt.001-010-015-018-019-022-023-026-033-040-041-101-168-168D-168R / BOX010-015 Metal underlever cap for artt.001-010-015-018-019-022-023-026-033-040-041-101-168-168D-168R / BOX010-015</p> <p>ZCAP062 Cappuccio sottoleva in metallo per artt. 071-071K-073-074-074K-075-081-081K-085-104-104..70-105-105..70-106..70-131-131K-135-179-837-838-877-878-880 Metal underlever cap for artt. 071-071K-073-074-074K-075-081-081K-085-104-104..70-105-105..70-106..70-131-131K-135-179-837-838-877-878-880</p> | <p>Finiture - Finishes CR CR</p> |
|  | <p>ZCAP066 Cappuccio per deviatore per artt. 018-019 Cover for diverter for artt. 018-019</p> | <p>Finiture - Finishes CR</p> |
|  | <p>ZCOL861..V Deviatore con valvolina antiritorno per art. 033 Diverter with check-valve for art. 033</p> | <p>Finiture - Finishes CR</p> |
|  | <p>ZDEV003 Deviatore completo per miscelatore vasca artt. 022-023-026 Diverter for bath/shower mixer artt. 022-023-026</p> | <p>Finiture - Finishes CR</p> |



ZDEV007 Deviatore completo per miscelatore bordo vasca artt. 040-041
 Diverter for deck mounted bath mixer artt. 040-041
ZDEV048 Deviatore completo per miscelatore incasso artt. 001-015
 Diverter for concealed mixer artt. 001-015

Finiture - Finishes
 CR
 CR



ZDEV100 Deviatore completo per art. BOX015
 Complete diverter for art. BOX015

Finiture - Finishes
 CR



ZDOC069 Doccia Minimal (2 getti) in ABS con valvolina antiritorno per art. 179
 Minimal ABS hand-shower (two spray-functions) with check-valve for art. 179

Finiture - Finishes
 CR




ZDOC117 Doccia PREMIUM (monogetto) in metallo per artt.
 001-023-026-033-040-041-168D-268D
 PREMIUM metal hand-shower (single-spray) for artt.
 001-023-026-033-040-041-168D-268D

Finiture - Finishes
 CR



ZECC029 Eccentrico con rosone 1/2"x 3/4" per miscelatori a parete
 Adjustable centre 1/2"x 3/4" for wall mounted mixers

Finiture - Finishes
 CR



ZFIS028 Set fissaggio per miscelatore bordo vasca artt. 040-041
 Fixing set for mixer artt. 040-041

Finiture - Finishes













ZFIS038 Set fissaggio per artt. 179-838-878-880
 Fixing set for artt. 179-838-878-880
ZFIS049 Set fissaggio per artt. 837-877
 Fixing set for artt. 837-877
ZFIS139 Set fissaggio per artt. 071-071K-073-074-074K-075-081-081K-085-131-131K-135
 Fixing set for artt. 071-071K-073-074-074K-075-081-081K-085-131-131K-135

Finiture - Finishes



ZFIS121 Fissaggio 3/4 per bocca bordo vasca per art. 040
 3/4 fixing kit for deck mounted spout for art. 040
ZFIS122 Fissaggio per base doccia per artt. 040-041
 Fixing kit for shower base for artt. 040-041

Finiture - Finishes

| | | |
|--|--|--|
|  | <p>ZFLO001 Flessibile 1500mm doppia aggraffatura e calotta conica per art. 168D Flexible hose 1500mm double interlock and conical nut for art. 168D</p> <p>ZFLO018 Flessibile 1500mm doppia aggraffatura e doppia calotta conica per artt. 001-023-026 Flexible hose 1500mm double interlock and double conical nut for artt. 001-023-026</p> <p>ZFLO031 Flessibile PVC argento 1/2"x1/2"/ L. 1500mm con doppia calotta conica per art. 033 1/2"x1/2"/ L. 1500mm Silver PVC hose with double conical nut for art. 033</p> | <p>Finiture - Finishes CR</p> <p>CR</p> <p>AG</p> |
|  | <p>ZFLO009 Flessibile ottone doppia aggraffatura 1/2"-M15x1/L.1500 mm con peso ecologico e calotta conica girevole per artt. 040-041 1/2"-M15x1/L.1500 mm twist-free double interlock brass flexible hose with conical nut and weight for artt. 040-041</p> | <p>Finiture - Finishes CR</p> |
|  | <p>ZFLX001 Set flessibili inox M10x1 F3/8" 350 mm con guarnizioni (2 pezzi) per artt. 179-837-838-877-878-880 Set of 2 stainless steel hoses M10x1 F3/8" 350 mm with gaskets for artt. 179-837-838-877-878-880</p> | <p>Finiture - Finishes CR</p> |
|  | <p>ZFLX069 Set 2 flex inox M8x1 F3/8" 350 mm con guarnizioni per artt. 073-074-074K-081-081K-085 Set of 2 M8x1 F3/8 stainless steel hoses 350 mm with gaskets for artt. 073-074-074K-081-081K-085</p> | <p>CR</p> |
|  | <p>ZFLX102 Set 2 flex inox SOFT PEX F3/8 450 mm per artt. 071-071K-075-131-131K-135 Set of 2 F3/8 stainless steel hoses 450 mm SOFT PEX for artt. 071-071K-075-131-131K-135</p> | <p>CRPX</p> |
|  | <p>ZFLX061 Flex inox Ø14 cm. 53 plastificato per art. 179 PVC coated flex inox Ø14 cm. 53 for art. 179</p> | <p>Finiture - Finishes CR</p> |
|  | <p>ZFLX086 Set 5 flex inox per miscelatore bordo vasca artt. 040-041 Set of 5 stainless steel hoses for artt. 040-041</p> | <p>Finiture - Finishes CR</p> |
|  | <p>ZGHI010 Ghiera ferma cartuccia per artt.001-010-015-018-019-022-023-026-033-040-041-101-168-168D-168R / BOX010-015 Cartridge fastening ring nut for artt.001-010-015-018-019-022-023-026-033-040-041-101-168-168D-168R / BOX010-015</p> | <p>Finiture - Finishes</p> |
|  | <p>ZGHI027 Ghiera per deviatore M37x1.5 per artt. 018-019 M37x1.5 ring nut for diverter for artt. 018-019</p> | <p>Finiture - Finishes</p> |
|  | <p>ZGHI030 Ghiera ferma cartuccia M30x1 per artt. 071-071K-075-073-074-074K-081-081K-085-131-131K-135-104-104..70-105-105..70-106-106..70-179-837-838-877-878-880 M30x1 cartridge fastening ring nut for artt. 071-071K-075-073-074-074K-081-081K-085-131-131K-135-104-104..70-105-105..70-106-106..70-179-837-838-877-878-880</p> | <p>Finiture - Finishes CR</p> |



- ZLEV149** Leva completa EFFE per artt. 001-010-015-018-019-033-040-041/BOX010-015
EFFE lever for artt. 001-010-015-018-019-033-040-041/BOX010-015
- ZLEV150** Leva completa EFFE per artt. 071-071K-073-074-074K-075-081-081K-085-104-104..70-105-105..70-106-106..70-131-131K-135
EFFE lever for artt. 071-071K-073-074-074K-075-081-081K-085-104-104..70-105-105..70-106-106..70-131-131K-135
- ZLEV188** Leva completa EFFE rovesciata per artt. 179-837-838-877-878-880
Reverse EFFE lever for artt. 179-837-838-877-878-880

Finiture - Finishes
CR



- ZLEV151** Leva corta completa EFFE per artt. 022-023-026-168-168D-168R
EFFE short lever for artt. 022-023-026-168-168D-168R

Finiture - Finishes
CR



- ZLEV099** Leva completa ELLE per artt. 001-010-015-018-019-033-040-041/BOX010-015
ELLE lever for artt. 001-010-015-018-019-033-040-041/BOX010-015
- ZLEV152** Leva completa ELLE per artt. 071-071K-073-074-074K-075-081-081K-085-104-104..70-105-105..70-106-106..70-131-131K-135
ELLE lever for artt. 071-071K-073-074-074K-075-081-081K-085-104-104..70-105-105..70-106-106..70-131-131K-135
- ZLEV189** Leva completa ELLE rovesciata per artt. 179-837-838-877-878-880
Reverse ELLE lever for artt. 179-837-838-877-878-880

Finiture - Finishes
CR



- ZLEV098** Leva corta completa ELLE per artt. 022-023-026-040-041-168-168D-168R
ELLE short lever for artt. 022-023-026-040-041-168-168D-168R

Finiture - Finishes
CR



- ZLEV173** Leva completa CUBO per artt. ELX071-073-074-075-081-085-131-135
CUBO lever for artt. ELX071-073-074-075-081-085-131-135

Finiture - Finishes
CR



- ZMAN131** Maniglia per cartuccia deviatore per art. 019
Complete handle for diverter cartridge for art. 019
- ZMAN137** Maniglia per cartuccia deviatore per art. 018
Complete handle for diverter cartridge for art. 018

Finiture - Finishes
CR



- ZPIA026** Piastra 1 foro con guarnizione per art. 010 / 110 x 110 mm
One-hole wall plate with gasket for art. 010 / 110 x 110 mm

Finiture - Finishes
CR
CR/M



- ZPIA027** Piastra 2 fori con guarnizioni per art. 015 / L.120 x h.190 mm
Two-hole wall plate with gaskets for art. 015 / L.120 x h.190 mm

Finiture - Finishes
CR
CR/M



ZPIA056 Piastra 4 fori in acciaio inox con guarnizioni per art. 001 / L.350 x h.120 mm
Four-hole stainless steel wall plate with gaskets for art. 001 / L.350 x h.120 mm

Finiture - Finishes
CR



ZPIA073 Piastra rettangolare in ABS 1 foro con OR per art. BOX010 / 154x192 mm
ABS rectangular one-hole wall plate with OR for art. BOX010 / 154x192mm

Finiture - Finishes
CR



ZPIA075 Piastra rettangolare in ABS 2 fori con OR per art. BOX015 / 154x192 mm
ABS rectangular two-hole wall plate with OR for art. BOX015 / 154x192mm

Finiture - Finishes
CR



ZPIA096 Piastra 1 foro con guarnizione per art. 033 / 150 x 150 mm
One-hole wall plate with gasket for art. 033 / 150 x 150 mm

Finiture - Finishes
CR



ZPIA091 Piastra con guarnizioni per miscelatore incasso (2 uscite) per art. 018 / L.120 x h.190 mm
Wall plate with gaskets for concealed shower mixer (2 outlets) for art. 018 / L.120 x h.190 mm

ZPIA090 Piastra con guarnizioni per miscelatore incasso (3 uscite) per art. 019 / L.120 x h.190 mm
Wall plate with gaskets for concealed shower mixer (3 outlets) for art. 019 / L.120 x h.190 mm

Finiture - Finishes
CR
CR/M

CR
CR/M



ZPIA108 Piastra in acciaio inox con guarnizione per miscelatore per artt. 104..70-105..70-106..70 / 70 x 70 mm
One-hole stainless steel wall plate with gasket for mixer for artt. 104..70-105..70-106..70 / 70 x 70 mm

Finiture - Finishes
CR



ZPIA109 Piastra in acciaio inox con guarnizione per bocca per artt. 104..70-105..70-106..70 / 70 x 70 mm
One-hole stainless steel wall plate with gasket for spout for artt. 104..70-105..70-106..70 / 70 x 70 mm

Finiture - Finishes
CR



ZPIA110 Piastra in acciaio inox 2 fori con guarnizioni per artt. 104-105-106 / L.250 x h.100 mm
Two-hole stainless steel wall plate with gaskets for artt. 104-105-106 / L.250 x h.100 mm

Finiture - Finishes
CR



ZRAC022

Raccordo 1/2" con OR per artt. 001-168-168D
1/2" connection with OR for artt. 001-168-168D

ZRAC084

Raccordo 3/4" con OR per artt. 168R
3/4" connection with OR for artt. 168R

Finiture - Finishes

CR

CR



ZRAC088

Raccordo canna, mezza luna e vite per artt. 179
Connection and fixing set for spout for artt. 179

Finiture - Finishes

CR



ZRAC105

Supporto per doccia per artt. 179
Hand-shower bracket for artt. 179

Finiture - Finishes

CL



ZRAC119

Raccordo per distanziale supporto doccia per artt. 179
Connection for hand-shower bracket for artt. 179

Finiture - Finishes

CR



ZSED001

Sede per miscelatori a parete per artt. 022-023-026-168-168D-168R
Wall mounted single lever mixer seat for artt. 022-023-026-168-168D-168R

Finiture - Finishes

CR



ZVIT092

Cartuccia deviatore (2 uscite) Ø32 mm per artt. 018
Diverter cartridge (2 outlets) Ø32 mm for artt. 018

ZVIT091

Cartuccia deviatore (3 uscite) Ø32 mm per artt. 019
Diverter cartridge (3 outlets) Ø32 mm for artt. 019

Finiture - Finishes

level



EQUILIBRIO

Linee equilibrate nel più totale rispetto della funzionalità, profili smussati per un rubinetto con una eleganza senza tempo che ne ha fatto uno dei prodotti di maggior successo della nostra produzione.

Quattro varianti di Leva (Standard, Asta, Cubo e Piatta) per quattro varianti di bocche (Standard, A Cascata, Canna Tonda e Canna Piatta) per creare un rubinetto in grado di adattarsi perfettamente a qualsiasi tipologia di arredo ed esigenza di utilizzo.

EQUILIBRIUM

Equilibrated lines for the total respect of functionality, rounded profiles for a tap with a timeless elegance that made it one of the most successful article of our production. Four variants of Lever (Standard, Asta, Cubo and Piatta) for four different spouts (Standard, waterfall, round, flat spout) to create a faucet that can perfectly adapt to any type of furniture and use.



FINITURE | FINISHES

La serie **LEVEL** è disponibile nelle seguenti finiture:
LEVEL range is available in the following finishes:

- CR** cromato
chrome plated
- ST** steel looking
steel looking finish


VARIANTI | VARIANTS



LES
LEVA STANDARD
STANDARD HANDLE



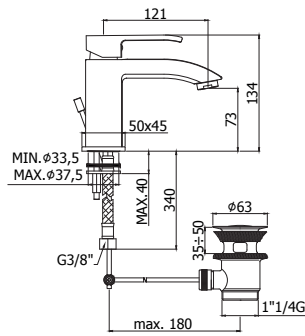
LEC
LEVA CUBO
CUBO HANDLE



LEA
LEVA ASTA
ASTA HANDLE



LEP
LEVA PIATTA
PIATTA HANDLE



- Miscelatore lavabo completo di:
- aeratore M24x1
 - set 2 flessibili inox 3/8"G
- Wash basin mixer complete with:
- aerator M24x1
 - set of 2 stainless steel hoses 3/8"G

LES 071 . .

senza scarico
without pop up waste

Finiture - Finishes

EUR

LES standard
CR
ST

LES 071K . .

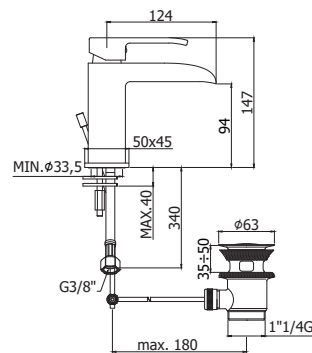
con scarico Clic-Clac 1"1/4G
with 1"1/4G Clic-Clac press top waste

LES standard
CR

LES 075 . .

con scarico automatico 1"1/4G
with 1"1/4G pop up waste

LES standard
CR
ST



- Miscelatore lavabo a cascata completo di:
- set 2 flessibili inox 3/8"G
- Waterfall wash basin mixer complete with:
- set of 2 stainless steel hoses 3/8"G

LES 061 . .

senza scarico
without pop up waste

Finiture - Finishes

EUR

LES standard
CR
ST

LES 061K . .

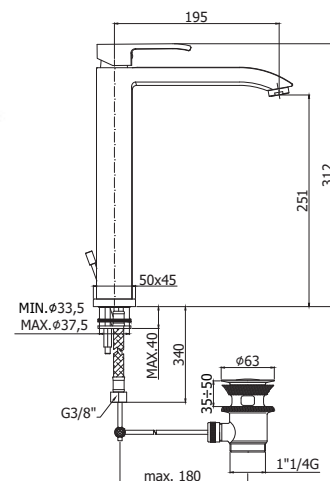
con scarico Clic-Clac 1"1/4G
with 1"1/4G Clic-Clac press top waste

LES standard
CR

LES 065 . .

con scarico automatico 1"1/4G
with 1"1/4G pop up waste

LES standard
CR
ST



- Miscelatore lavabo prolungato completo di:
- aeratore M24x1
 - set 2 flessibili inox 3/8"G

Tall wash basin mixer complete with:

- aerator M24x1
- set of 2 stainless steel hoses 3/8"G

LES 081 . .

senza scarico
without pop up waste

Finiture - Finishes

EUR

LES standard
CR
ST

LES 081K . .

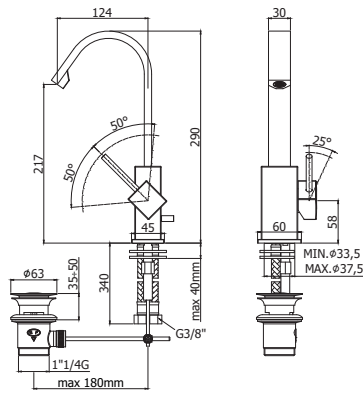
con scarico Clic-Clac 1"1/4G
with 1"1/4G Clic-Clac press top waste

LES standard
CR

LES 085 . .

con scarico automatico 1"1/4G
with 1"1/4G pop up waste

LES standard
CR
ST



Miscelatore lavabo con canna orientabile completo di:

- aeratore M16,5x1
- set 2 flessibili inox 3/8" G

Wash basin mixer with swivelling spout complete with:

- aerator M16,5x1
- set of 2 stainless steel hoses 3/8" G

LEA 878 . .

senza scarico
without pop up waste

Finiture - Finishes

EUR



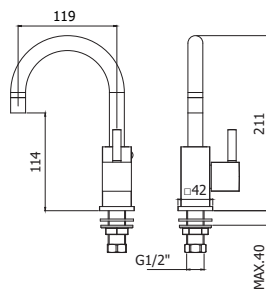
CR
ST

LEA 877 . .

con scarico automatico 1"1/4 G
with 1"1/4 G pop up waste



CR



Rubinetto lavabo con canna orientabile completo di:

- aeratore M16x1
- vitone ceramico
- attacco 1/2" G

Basin tap with swivelling spout complete with:

- aerator M16x1
- ceramic disc valve
- 1/2" G connection

LEA 091 . .

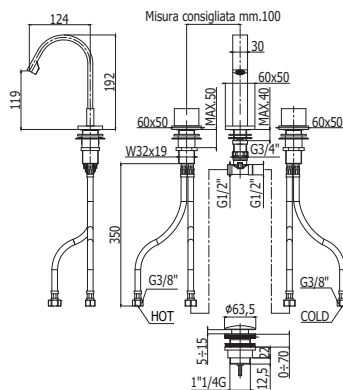
solo acqua fredda
cold water only

Finiture - Finishes

EUR



CR
ST



Batteria lavabo 3 fori completo di:

- 3 basette metallo 60x50mm
- bocca fissa con aeratore a scomparsa M16.5x1
- set 4 flessibili inox 3/8" G

Three-hole wash basin mixer complete with:

- 3 metal bases 60x50mm
- fixed spout with hidden aerator M16.5x1
- set of 4 stainless steel hoses 3/8" G

LEP 052 . .

senza scarico
without pop up waste

Finiture - Finishes

EUR



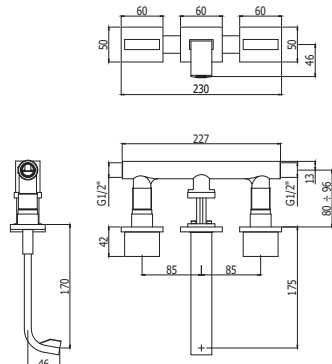
CR

LEP 053 . .

con scarico Clic-Clac 1"1/4 G
with 1"1/4 G Clic-Clac press top waste



CR



Batteria incasso lavabo 3 fori completo di:

- 3 piastre metallo 60x50mm
- attacchi 1/2" G

Three-hole concealed basin mixer complete with:

- 3 metal wall plates 60x50mm
- 1/2" G connections

LEP 003 . .

con bocca e aeratore a scomparsa
M16,5x1 - l. 175mm
with spout and hidden aerator M16,5x1
- l. 175mm

Finiture - Finishes

EUR



CR

ZPRO 061 . .

Set prolunghe (2 pz) per artt. 003-004
• H20mm
Extension set (2 pcs) for artt. 003-004
• H20mm



Miscelatore incasso lavabo completo di:







- piastra in acciaio inox 250x100mm
- attacchi 1/2"G

Concealed single lever basin mixer complete with:

- stainless steel wall plate 250x100mm
- 1/2"G connections







LES 104 .. / LEC 104 .. / LEA 104 .. **Finiture - Finishes** **EUR**

con bocca e aeratore M24x1 - l. 150mm
with spout and aerator M24x1 - l. 150mm

| | |
|---|-----------|
|  | CR |
|  | ST |
|  | CR |
|  | ST |
|  | CR |
|  | ST |







LES 105 .. / LEC 105 .. / LEA 105 ..

con bocca e aeratore M24x1 - l. 200mm
with spout and aerator M24x1 - l. 200mm

| | |
|---|-----------|
|  | CR |
|  | ST |
|  | CR |
|  | ST |
|  | CR |
|  | ST |

LES 106 .. / LEC 106 .. / LEA 106 ..

con bocca e aeratore M24x1 - l. 240mm
with spout and aerator M24x1 - l. 240mm

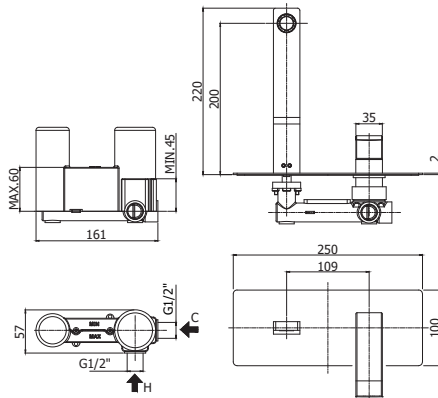
| | |
|---|-----------|
|  | CR |
|  | ST |
|  | CR |
|  | ST |
|  | CR |
|  | ST |

ZPRO 088 ..

Prolunga per artt. 104-105-106

- H20mm
- Extension for artt. 104-105-106
- H20mm

| | |
|---|-----------|
|  | CR |
| | ST |



Miscelatore bidet completo di:

- snodo e aeratore M24x1
- set 2 flessibili inox 3/8"G

Bidet mixer complete with:

- swivel joint and aerator M24x1
- set of 2 stainless steel hoses 3/8"G



LES 131 .. **Finiture - Finishes** **EUR**

senza scarico
without pop up waste

| | |
|---|-----------|
|  | CR |
|  | ST |
|  | CR |

LES 131K ..

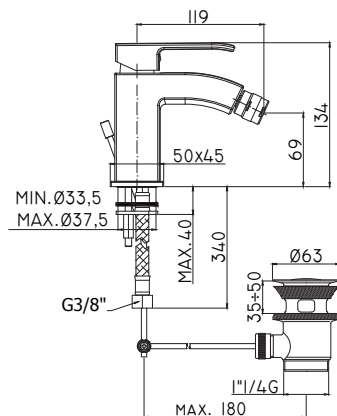
con scarico Clic-Clac 1"1/4G
with 1"1/4G Clic-Clac press top waste

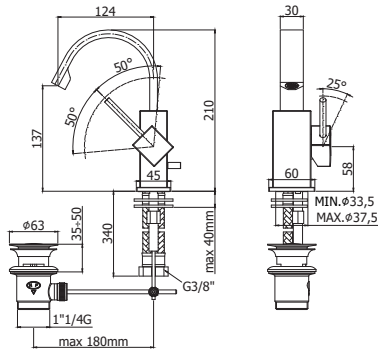
| | |
|---|-----------|
|  | CR |
|  | CR |

LES 135 ..

con scarico automatico 1"1/4G
with 1"1/4G pop up waste

| | |
|---|-----------|
|  | CR |
|  | ST |
|  | CR |





Miscelatore bidet con canna orientabile completo di:

- aeratore M16,5x1
- set 2 flessibili inox 3/8"G

Bidet mixer with swivelling spout complete with:

- aerator M16,5x1
- set of 2 stainless steel hoses 3/8"G

LEA 838 . .

senza scarico
without pop up waste

Finiture - Finishes

EUR



LEA asta

CR

ST

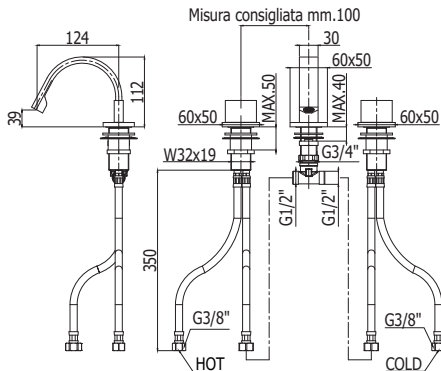
LEA 837 . .

con scarico automatico 1"1/4G
with 1"1/4G pop up waste



LEA asta

CR



Batteria bidet 3 fori completo di:

- 3 basette metallo 60x50mm
- bocca fissa con aeratore a scomparsa M16.5x1
- set 4 flessibili inox 3/8"G

Three-hole bidet mixer complete with:

- 3 metal bases 60x50mm
- fixed spout with hidden aerator M16.5x1
- set of 4 stainless steel hoses 3/8"G

LEP 119 . .

senza scarico
without pop up waste

Finiture - Finishes

EUR



Leva LEP

CR

Miscelatore doccia completo di:

- set 2 eccentrici 1/2"x3/4"G e rosoni

Shower mixer complete with:

- set of 2 5-wall-unions 1/2"x3/4"G and wall-plates

LEC 168 . . / LEA 168 . .

senza set doccia
without shower set
• with 1/2"G lower connection

Finiture - Finishes

EUR



LEC cubo

CR

ST



LEA asta

CR

ST

LEC 168D . . / LEA 168D . .

con supporto a muro snodato in ABS
with ABS joint wall bracket
• con doccia e flessibile
• con attacco inferiore 1/2"G
with hand-shower and flexible hose
• with 1/2"G lower connection



LEC cubo

CR

ST



LEA asta

CR

ST

LEC 168R . . / LEA 168R . .

rovesciato senza set doccia
overturned without shower set
• con attacco superiore 3/4"G
with 3/4"G upper connection



LEC cubo

CR

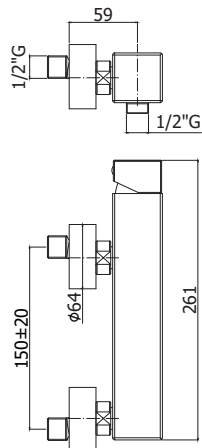
ST

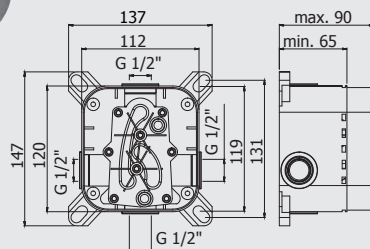



LEA asta

CR

ST





▲ PIASTRA METALLO - METAL PLATE
min.77mm - max 90 mm

*Da abbinare solo con LES-LEC-LEA BOX010 - LES-LEC-LEA BOX015

*To be completed only with LES-LEC-LEA BOX010 - LES-LEC-LEA BOX015

Set incasso universale per miscelatori doccia completo di:

- corpo incasso
- box

Universal concealed Box for mixers complete with:

- concealed body
- box

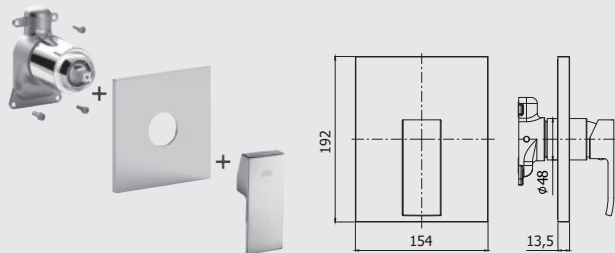
PBOX 001

Finiture - Finishes

EUR

senza set esterno

without external set



Set esterno miscelatore incasso doccia (1 uscita) completo di:

- corpo miscelatore
- piastra in ABS 154x192mm e leva

External set for concealed shower mixer (1 outlet) complete with:

- mixer body
- ABS wall plate 154x192mm and lever

LES BOX010../LEC BOX010../LEA BOX010..

Finiture - Finishes

EUR

senza deviatore

without diverter

CR

LES standard

CR

Leva LEC

CR

Leva LEA

*Da abbinare solo con PBOX 001

*To be completed only with PBOX 001

ZPRO BOX010 . .

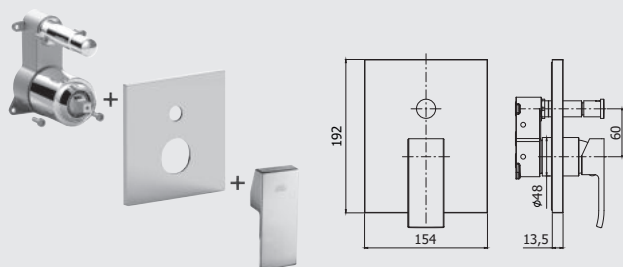
Prolunga per art. BOX010

- H30mm

Extension for art. BOX010

- H30mm

CR



Set esterno miscelatore incasso doccia (2 uscite) completo di:

- corpo miscelatore
- piastra in ABS 154x192mm e leva

External set for concealed shower mixer (2 outlets) complete with:

- mixer body
- ABS wall plate 154x192mm and lever

LES BOX015../LEC BOX015../LEA BOX015..

Finiture - Finishes

EUR

con deviatore a pulsante

with push diverter

CR

LES standard

ST/M

CR

LEC cubo

CR

LEA asta

*CR con piastra ABS - ST/M con piastra in Acciaio inox

*CR with ABS wall plate - ST/M with Stainless steel wall plate

*Da abbinare solo con PBOX 001

*To be completed only with PBOX 001

ZPRO BOX015 . .

Prolunga con deviatore per art. BOX015

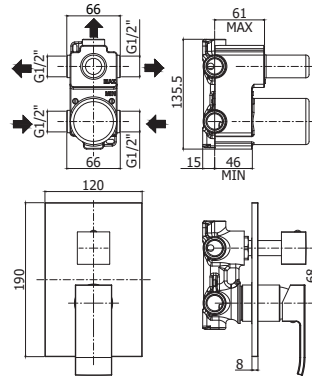
- H30mm

Extension with diverter for art. BOX015

- H30mm

CR

ST



***CR con piastra ABS - CR/M ST/M con piastra in Acciaio inox**
***CR with ABS wall plate - CR/M ST/M with Stainless steel wall plate**

* Per set incasso/esterno separati (v. capitolo Incassi Projects)

* For concealed/external set divided (see Concealed mixer Projects chapter)

Miscelatore incasso doccia (3 uscite) completo di:

- piastra 120x190mm
- attacchi 1/2" G

Concealed shower mixer (3 outlets) complete with:

- wall plate 120x190mm
- 1/2" G connections

LES 019 .. / LEC 019 .. / LEA 019 ..

con cartuccia deviatore (3 uscite + 3 posizioni combinate)

with diverter cartridge (3 outlets + 3 combined positions)

Finiture - Finishes

EUR



CR
CR/M
ST/M



CR
CR/M
ST/M



CR
CR/M
ST/M

ZPRO 068 ..

Prolunga con deviatore per artt. 018-019

- H30mm

Extension with diverter for artt. 018-019

- H30mm



CR
ST

Miscelatore vasca/doccia con deviatore completo di:

- aeratore M28x1
- set 2 eccentrici 1/2"x3/4"G e rosoni

Bath/shower mixer with diverter complete with:

- aerator M28x1
- set of 2 S-wall-unions 1/2"x3/4"G and wall-plates

LEC 022 .. / LEA 022 ..

senza set doccia

without shower set

Finiture - Finishes

EUR



CR
ST



CR
ST


LEC 023 .. / LEA 023 ..

con supporto a muro snodato in ABS

- con doccia e flessibile
- with ABS joint wall bracket
- with hand-shower and flexible hose



CR
ST



CR
ST

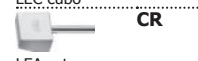
LEC 026 .. / LEA 026 ..

con supporto a muro fisso in ABS

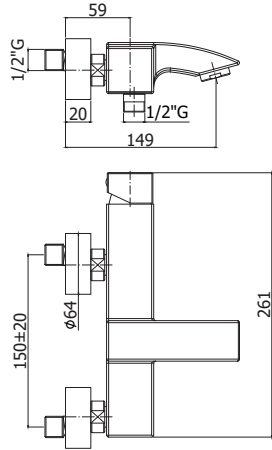
- con doccia e flessibile
- with ABS fixed wall bracket
- with hand-shower and flexible hose



CR



CR



Miscelatore bordo vasca con deviatore completo di:

- set 5 flex inox per miscelatore
- doccia e flessibile con piombo

Deck mounted mixer with diverter complete with:

- set of 5 stainless steel hoses for mixer
- hand-shower and flexible hose with weight

LES 040 .. / LEC 040 .. / LEA 040 ..

con bocca a cascata (3 fori)

with waterfall spout (3 holes)

Finiture - Finishes

EUR



CR
ST



CR
ST



CR
ST

LES 041 .. / LEC 041 .. / LEA 041 ..

senza bocca erogazione (2 fori)

without spout (2 holes)



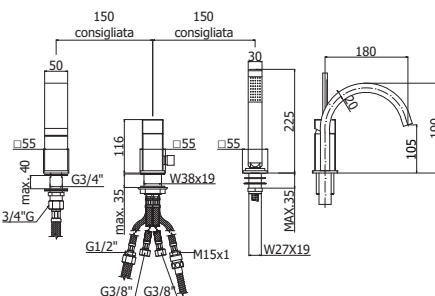
CR
ST



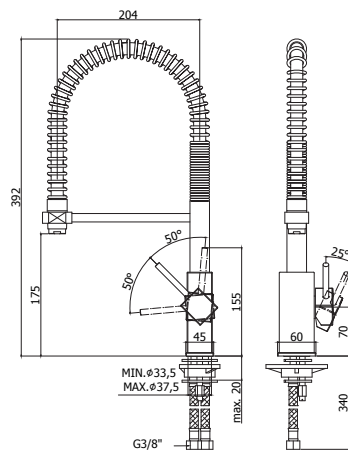
CR
ST



CR
ST



level



- Miscelatore lavello monoforo con canna orientabile completo di:
- doccia (monogetto) in metallo con aeratore M24x1
 - set 2 flessibili inox 3/8"G
- One-hole sink mixer with swivelling spout complete with:
- (single spray) metal hand-shower with aerator M24x1
 - set of 2 stainless steel hoses 3/8"G

LEA 176 . .

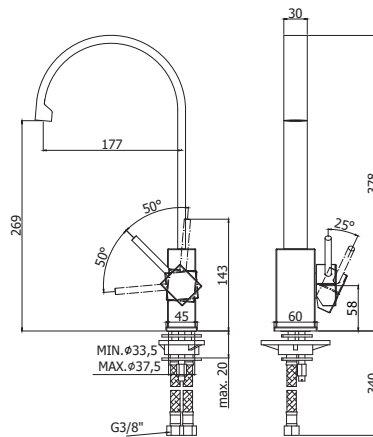
Professional
Professional

Finiture - Finishes

EUR

LEA asta
CR
ST

LEA asta



- Miscelatore lavello monoforo completo di:

- aeratore M16,5x1
- set 2 flessibili inox 3/8"G

One-hole sink mixer complete with:

- aerator M16,5x1
- set of 2 stainless steel hoses 3/8"G

LEA 880 . .

con canna orientabile
with swivelling spout

Finiture - Finishes

EUR

LEA asta
CR
ST

LEA asta



ZA91103R Cartuccia completa Ø35 con distributore con regolazione per artt. 168-168D-168R
Complete cartridge Ø35 with distributor with regulation for artt. 168-168D-168R

Finiture - Finishes



ZA91104R Cartuccia completa Ø35 senza distributore con regolazione per artt. 010-015-018-019-022-023-026-040-041 / BOX010-015
Complete cartridge Ø35 without distributor with regulation for artt. 010-015-018-019-022-023-026-040-041 / BOX010-015

Finiture - Finishes



ZA91400 Cartuccia completa Ø 25 mm per artt. LES 071-071K-075-081-081K-085-131-131K-135-LEA 176-188-837-838-877-878-880
Complete cartridge Ø 25 mm for artt. LES 071-071K-075-081-081K-085-131-131K-135-LEA 176-188-837-838-877-878-880

Finiture - Finishes



ZA91231 Cartuccia completa Ø 25 mm per lavabo a cascata per artt. 061-061K-065-104-105-106
Complete cartridge Ø 25mm for artt. 061-061K-065-104-105-106

Finiture - Finishes



ZACC146 Valvolina antiritorno Ø15 mm per artt. ZDEV003-ZRAC022
Check-valve Ø15 mm for artt. ZDEV003-ZRAC022

Finiture - Finishes



ZACC241 Distanziale supporto per aeratore per artt. 176
Aerator bracket for artt. 176

Finiture - Finishes

CR
ST



ZACC242 Molla filo Ø 4 mm con raccordo per artt. 176
Spring Ø 4 mm with connection for artt. 176

Finiture - Finishes

CR









ZAER006 Snodo con aeratore Ø 24x1M per artt. 131-131K-135
Joint with aerator Ø 24x1M for artt. 131-131K-135

Finiture - Finishes

CR
ST

| | | | |
|--|--------------------|---|--|
| | ZAER052 | Aeratore completo Ø18 per art. 091 Complete aerator Ø18 for art. 091 | <u>Finiture - Finishes</u> CR ST |
| | ZAER002 | Aeratore Ø24x1M per art. 176-188 Aerator Ø24x1M for art. 176-188 | <u>Finiture - Finishes</u> CR ST |
| | ZAER003 | Aeratore Ø28x1M per art. 022-023-026 Aerator Ø28x1M for art. 022-023-026 | CR ST |
| | ZAER078 | Aeratore Ø24x1M per art. 071-071K-075-081-081K-085-131-131K-135 Aerator Ø24x1M for art. 071-071K-075-081-081K-085-131-131K-135 | CR ST |
| | ZAER050 | Aeratore a scomparsa Ø16,5x1M per art. 003-052-053-837-838-877-878-880 Hidden aerator Ø16,5x1M for art. 003-052-053-837-838-877-878-880 | <u>Finiture - Finishes</u> |
| | ZACC343 | Chiavetta per aeratore ZAER050 Key for aerator ZAER050 | |
| | ZAER090 | Aeratore M24x1 SLIM AIR con chiavetta per art. 104-105-106 SLIM AIR Aerator M24x1 with key for art. 104-105-106 | <u>Finiture - Finishes</u> |
| | ZAST041 | Asta pomolo snodino Ø4mm dritta per art. 837-877 Straight rod Ø4mm with knob for art. 837-877 | <u>Finiture - Finishes</u> CR |
| | ZAST046 | Asta pomolo snodino Ø4mm piegata per art. 065-075-135-085 Bent rod Ø4mm with knob for art. 065-075-135-085 | CR ST |
| | ZBAS050 | Basetta ottone per miscelatore bordo vasca art. 040-041 Brass base for deck mounted bath mixer art. 040-041 | <u>Finiture - Finishes</u> CR ST |
| | ZBAS051 | Basetta ottone per art. 061-061K-065-071-071K-075-131-131K-135 Brass base for art. 061-061K-065-071-071K-075-131-131K-135 | CR ST |
| | ZBAS052 | Basetta ottone per art. 081-081K-085 Brass base for art. 081-081K-085 | CR ST |
| | ZBAS053 | Basetta ottone per art. 176-837-838-877-878-880 Brass base for art. 176-837-838-877-878-880 | CR ST |
| | ZBAS063 | Basetta ottone per art. 091 Brass base for art. 091 | CR ST |
| | ZBAS051..60 | Basetta ottone maggiorata (55x60mm) per art. 061-061K-065-071-071K-075-081-081K-085-131-131K-135 Increased brass base (55x60mm) for art. 061-061K-065-071-071K-075-081-081K-085-131-131K-135 | CR ST |
| | ZBAS073 | Basetta per piantana vitone art. 044-052-053-119 Brass base for tap art. 044-052-053-119 | <u>Finiture - Finishes</u> CR |
| | ZBAS074 | Basetta per deviatore art. 044 Diverter brass base for art. 044 | CR |
| | ZBAS075 | Basetta per bocca art. 052-053-119 Brass base for deck mounted spout art. 052-053-119 | CR |

| | | |
|---|--|--|
|  | ZBAS085 Set basetta con gambo e fissaggio per artt. 040-041-044 Brass base with threaded stem and fixing kit for artt. 040-041-044 | Finiture - Finishes CR ST |
|  | ZBOC039 Bocca bordo vasca con basetta e fissaggio per artt. 040-044 Deck mounted spout with brass ring base and fixing set for artt. 040-044 ZBAS055 Basetta in ottone per bocca bordo vasca per artt. 040-044 Brass base for deck mounted spout for art. 040-044 | Finiture - Finishes CR ST CR ST |
|  | ZBOC060 Bocca a muro con piastra, con fissaggi per art. LEP003 Wall spout with plate, with fixing set for art. LEP003 | Finiture - Finishes CR |
|  | ZBOC110 Bocca con aeratore compatibile con art. 104 - l.150 mm Spout with aerator compatible with art. 104 - l.150 mm ZBOC108 Bocca standard con aeratore per art. 105 - l.200 mm Standard spout with aerator for art. 105 - l.200 mm ZBOC109 Bocca con aeratore compatibile con art. 106 - l.240 mm Spout with aerator compatible with art. 106 - l.240 mm | Finiture - Finishes CR ST CR ST CR ST |
|  | ZCAL007 Calotta per miscelatori a parete Nut for wall mounted mixers | Finiture - Finishes CR ST |
|  | ZCAN078 Canna piatta con aeratore per artt. 877-878 Rectangular spout with aerator for artt. 877-878 ZCAN079 Canna piatta con aeratore per artt. 837-838 Rectangular spout with aerator for artt. 837-838 ZCAN080 Canna piatta con aeratore per art. 880 Rectangular spout with aerator for art. 880 ZCAN103 Canna piatta con aeratore per artt. 052-053 Rectangular spout with aerator for artt. 052-053 ZCAN113 Canna piatta con aeratore per art. 119 Rectangular spout with aerator for art. 119 | Finiture - Finishes CR ST CR ST CR ST CR |
|  | ZCANA093 Canna tonda con aeratore per art. 091 Round spout with aerator for art. 091 | Finiture - Finishes CR ST |
|  | ZCAP034 Cappuccio sottoleva in metallo per artt.010-015-018-019-022-023-026-040-041-168-168D-168R / BOX010-015 Metal underlever cover for artt. 010-015-018-019-022-023-026-040-041-168-168D-168R / BOX010-015 ZCAP046 Cappuccio sottoleva in metallo per art. 091 Metal underlever cover for art. 091 ZCAP062 Cappuccio sottoleva in metallo per artt. 061-061K-065-071-071K-075-081-081K-085-104-105-106-131-131K-135-176-188-837-838-877-878-880 Metal underlever cap for artt. 061-061K-065-071-071K-075-081-081K-085-104-105-106-131-131K-135-176-188-837-838-877-878-880 | Finiture - Finishes CR ST CR ST CR ST |



ZCAP066 Cappuccio per deviatore per artt. 018-019
Cover for diverter for artt. 018-019

Finiture - Finishes
CR
ST



ZDEV003 Deviatore completo per miscelatore vasca artt. 022-023-026
Diverter for bath/shower mixer artt. 022-023-026

Finiture - Finishes
CR
ST



ZDEV007 Deviatore completo per miscelatore bordo vasca artt. 040-041
Diverter for deck mounted bath mixer artt. 040-041

ZDEV048 Deviatore completo per miscelatore incasso art.015
Diverter for concealed mixer art. 015

Finiture - Finishes
CR
ST
CR
ST



ZDEV091 Deviatore (senza maniglia, basetta e fissaggio) per art. 044
Diverter (without lever, brass base and fixing set)for art. 044

Finiture - Finishes



ZDEV100 Deviatore completo per tutti gli artt. BOX015
Complete diverter for all artt. BOX015

Finiture - Finishes
CR



ZDOC117 Doccia PREMIUM (monogetto) in metallo per artt. 023-026-040-041-044-168D
PREMIUM metal hand-shower (single-spray) for artt. 023-026-040-041-044-168D

Finiture - Finishes
CR
ST



ZECC029 Eccentrico con rosone 1/2"x3/4" per miscelatori a parete
Adjustable centre 1/2"x3/4" for wall mounted mixers

Finiture - Finishes
CR
ST



ZFIS024 Set fissaggio per miscelatore art. 091
Fixing set for mixer art. 091

ZFIS038 Set fissaggio per artt. 081-081K-085--838-878-880
Fixing set for artt. 081-081K-085--838-878-880

ZFIS048 Set fissaggio per artt. 061-061K-065-071-071K-075-131-131K-135
Fixing set for artt. 061-061K-065-071-071K-075-131-131K-135









ZFIS049 Set fissaggio per artt. 176-837-877
Fixing set for artt. 176-837-877




















ZFIS053 Set fissaggio per art. 188
Fixing set for art. 188









ZFIS093 Set fissaggio per piantana per artt. 044-052-053-119
Fixing set for tap for artt. 044-052-053-119

ZFIS095 Set fissaggio con OR per bocca per artt. 052-053-119
Fixing set with OR for deck mounted spout for artt. 052-053-119

Finiture - Finishes

| | | |
|---|--|---|
|  | ZFIS028 Set fissaggio per miscelatore bordo vasca artt. 040-041 Fixing set for mixer artt. 040-041 | Finiture - Finishes |
|  | ZFIS096 Set fissaggio per deviatore per art. 044 Fixing set for diverter for art. 044 ZFIS121 Fissaggio 3/4 per bocca bordo vasca per artt. 040-044 3/4 fixing kit for deck mounted spout for artt. 040-044 ZFIS122 Fissaggio per base doccia per artt. 040-041-044 Fixing kit for shower base for artt. 040-041-044 | Finiture - Finishes |
|  | ZFLO001 Flessibile 150 cm doppia aggraffatura e calotta conica per art. 168D Flexible hose 150 cm double interlock and conical nut for art. 168D ZFLO018 Flessibile 150 cm doppia aggraffatura e doppia calotta conica per artt. 023-026 Flexible hose 150 cm double interlock and double conical nut for artt. 023-026 ZFLO075 Flessibile 150 cm Lusso con calotta conica girevole per art. 168D Luxury twist-free brass flexible hose 150 cm with conical nut for art. 168D | Finiture - Finishes CR CR ST ST |
|  | ZFLO009 Flessibile F1/2" M15x1 1500mm con calotta conica doppia aggraffatura con peso ecologico per artt. 040-041-044 Double fastened longlife metal flexible hose F1/2" M15x1 1500mm with conical nut and weight for artt. 040-041-044 | Finiture - Finishes CR |
|  | ZFLX001 Set 2 flex inox F3/8 cm. 35 con guarnizioni per artt. 071-071K-075-131-131K-135-176-837-838-877-878-880 Set of 2 stainless steel hoses M10x1 F3/8" 350 mm with gaskets for artt. 071-071K-075-131-131K-135-176-837-838-877-878-880 ZFLX066 Set 2 flex inox F3/8 cm. 45 con guarnizioni per art. 188 Set of 2 F3/8 stainless steel hoses cm. 45 with gaskets for art. 188 ZFLX069 Set 2 flex inox F3/8 cm. 35 con guarnizioni per artt. 081-081K-085 Set of 2 F3/8 stainless steel hoses cm. 35 with gaskets for artt. 081-081K-085 ZFLX102 Set 2 flex inox SOFT PEX F3/8 M8x1 cm. 45 per artt. 061-061K-065 Set of 2 F3/8 M8x1 stainless steel hoses cm. 45 SOFT PEX for artt. 061-061K-065 ZFLX108 Set 4 flex inox per artt. 052-053-119 Set of 4 stainless steel hoses for artt. 052-053-119 | Finiture - Finishes CR CR CR CRPX CR |
|  | ZFLX067 Flex inox plastificato Ø 14 mm x 42 cm per art. 176 PVC coated stainless steel hose Ø 14 mm x 42 cm for art. 176 | Finiture - Finishes CR |
|  | ZFLX086 Set 5 flex inox per miscelatore bordo vasca artt. 040-041 Set of 5 stainless steel hoses for artt. 040-041 ZFLX093 Set 5 flex inox con valvolina per miscelatore art. 044 Set of 5 stainless steel hoses with valve for art. 044 | Finiture - Finishes CR CR |
|  | ZGHI010 Ghiera ferma cartuccia per artt.010-015-018-019-022-023-026-040-041-168-168D-168R / BOX010-015 Cartridge fastening ring nut for artt.010-015-018-019-022-023-026-040-041-168-168D-168R / BOX010-015 | Finiture - Finishes |

| | | |
|---|--|---|
|  | ZGHI027 Ghiera per deviatore M37x1.5 per artt. 018-019 M37x1.5 ring nut for diverter for artt. 018-019 | Finiture - Finishes CR |
|  | ZGHI030 Ghiera ferma cartuccia M30x1 per artt. LES 061-061K-065-071-071K-075-081-081K-085-104-105-106-131-131K-135-LEA176-188-837-838-877-878-880 M30x1 cartridge fastening ring nut for artt. LES 061-061K-065-071-071K-075-081-081K-085-104-105-106-131-131K-135-LEA176-188-837-838-877-878-880 | Finiture - Finishes CR |
|  | ZLEV098 Leva completa mod. CUBO per artt.010-015-018-019-040-041-022-023-026-168-168D-168R / BOX010-015 CUBO lever for artt. 010-015-018-019-040-041-022-023-026-168-168D-168R / BOX010-015 | Finiture - Finishes CR ST |
|  | ZLEV173 Leva completa mod. CUBO per artt. 104-105-106 CUBO lever for artt. 104-105-106 | CR ST |
|  | ZPLA045 Bottone cromato Ø9mm Chrome plated Ø9mm button | CR |
|  | ZLEV097 Leva completa mod. ASTA per artt.010-015-018-019-040-041-022-023-026-168-168D-168R / BOX010-015 ASTA lever for artt.010-015-018-019-040-041-022-023-026-168-168D-168R / BOX010-015 | Finiture - Finishes CR ST |
|  | ZLEV101 Leva completa rovesciata mod. ASTA per artt. 176-837-838-877-878-880 Reverse ASTA lever for artt. 176-837-838-877-878-880 | CR ST |
|  | ZLEV116 Leva completa mod. ASTA per art. 091 ASTA lever for art. 091 | CR ST |
|  | ZLEV182 Leva completa mod. ASTA per artt. 104-105-106 ASTA lever for artt. 104-105-106 | CR ST |
|  | ZPLA045 Bottone cromato Ø9mm Chrome plated Ø9mm button | CR |
|  | ZLEV099 Leva completa mod. STANDARD per artt. 010-015-018-019-040-041 / BOX010-015 STANDARD lever for artt. 010-015-018-019-040-041 / BOX010-015 | Finiture - Finishes CR ST |
|  | ZLEV100 Leva completa mod. STANDARD per artt. 061-061K-065-071-071K-075-104-105-106-131-131K-135-081-081K-085-188 STANDARD lever for artt. 061-061K-065-071-071K-075-104-105-106-131-131K-135-081-081K-085-188 | CR ST |
|  | ZPLA044 Bottone cromato Ø6mm con serigrafia R/B Chrome plated Ø6mm button with Red/Blue mark | CR |
|  | ZMANV089 Maniglia completa mod. PIATTA per artt. 003-004 PIATTA handle for artt. 003-004 | Finiture - Finishes CR |
|  | ZMANV090 Maniglia completa mod. PIATTA per artt. 044-052-053-119 PIATTA handle for artt. 044-052-053-119 | CR |
|  | ZMANV091 Maniglia deviatore completa mod. PIATTA per art. 044 Diverter PIATTA handle for art. 044 | CR |
|  | ZMAN131 Maniglia per cartuccia deviatore per art. 019 Complete handle for diverter cartridge for art. 019 | Finiture - Finishes CR ST |
|  | ZMAN137 Maniglia per cartuccia deviatore per art. 018 Complete handle for diverter cartridge for art. 018 | CR ST |
|  | ZPIA026 Piastra 1 foro con guarnizione per art. 010 / 110 x 110 mm One-hole wall plate with gasket for art. 010 / 110 x 110 mm | Finiture - Finishes CR CR/M ST/M |

| | | | |
|---|----------------|--|--|
|  | ZPIA027 | Piastra 2 fori con guarnizioni per art. 015 / L.120 x h.190 mm Two-hole wall plate with gaskets for art. 015 / L.120 x h.190 mm | Finiture - Finishes CR CR/M ST/M |
|  | ZPIA049 | Piastra con guarnizione per bocca art. 003 L.60 x h.50 mm Plate for wall mounted spout art. 003 L.60 x h.50 mm | Finiture - Finishes CR |
| | ZPIA050 | Piastra per maniglia vitone artt. 003-004 / L.60 x h.50 mm Plate for wall mounted handle artt. 003-004 / L.60 x h.50mm | CR |
|  | ZPIA073 | Piastra rettangolare in ABS 1 foro con OR per art. BOX010 / 154x192 mm ABS rectangular one-hole wall plate with OR for art. BOX010 / 154x192mm | Finiture - Finishes CR |
|  | ZPIA075 | Piastra rettangolare in ABS 2 fori con OR per art. BOX015 / 154x192 mm ABS rectangular two-hole wall plate with OR for art. BOX015 / 154x192mm | Finiture - Finishes CR |
| | ZPIA153 | Piastra rettangolare in acciaio inox 2 fori con OR per art. BOX015 / 154x192 mm Stainless steel rectangular two-hole wall plate with OR for art. BOX015 / 154x192mm | ST/M |
|  | ZPIA091 | Piastra con guarnizioni per miscelatore incasso (2 uscite) per art. 018 / L.120 x h.190 mm Wall plate with gaskets for concealed shower mixer (2 outlets) for art. 018 / L.120 x h.190 mm | Finiture - Finishes CR CR/M ST/M |
| | ZPIA090 | Piastra con guarnizioni per miscelatore incasso (3 uscite) per art. 019 / L.120 x h.190 mm Wall plate with gaskets for concealed shower mixer (3 outlets) for art. 019 / L.120 x h.190 mm | CR CR/M ST/M |
|  | ZPIA110 | Piastra in acciaio inox 2 fori con guarnizioni per artt. 104-105-106 / L.250 x h.100 mm Two-hole stainless steel wall plate with gaskets for artt. 104-105-106 / L.250 x h.100 mm | Finiture - Finishes CR ST |
|  | ZRAC022 | Raccordo 1/2" con OR per artt. 168-168D 1/2" connection with OR for artt. 168-168D | Finiture - Finishes CR ST |
| | ZRAC084 | Raccordo 3/4" con OR per art. 168R 3/4" connection with OR for art. 168R | CR ST |
|  | ZRAC048 | Raccordo conico con aeratore per art. 176 Conical nut with aerator for art. 176 | Finiture - Finishes CR ST |



ZSED001 Sede per miscelatori a parete
Wall mounted single lever mixer seat

Finiture - Finishes
CR



ZSET096 Set OR e fissaggio per canna per artt. 091-176-837-838-877-878-880
OR and fixing set for artt. 091-176-837-838-877-878-880

Finiture - Finishes



ZVIT028 Cartuccia deviatore Ø 35 mm per art. 044
Diverter cartridge Ø 35 mm for art. 044

Finiture - Finishes



ZVIT051 Vitone dischi ceramici 90° dx per artt. 003-004-044-052-053-091-119
1/4 clockwise turn ceramic disc valve for artt. 003-004-044-052-053-091-119

Finiture - Finishes



ZVIT092 Cartuccia deviatore (2 uscite) Ø32 mm per art. 018
Diverter cartridge (2 outlets) Ø32 mm for art. 018
ZVIT091 Cartuccia deviatore (3 uscite) Ø32 mm per art. 019
Diverter cartridge (3 outlets) Ø32 mm for art. 019

Finiture - Finishes

rock

GRINTA E GENTILEZZA

Il Rock fece irruzione nel mondo della musica, portando qualcosa di mai sentito prima, di accattivante, raccogliendo elementi classici e tradizionali ma producendo un feel nuovo e vivo.

Allo stesso modo la serie Rock nasce da un'esperienza di forma classica e discreta, ma elabora le sue linee per produrre qualcosa di geniale: le innovative geometrie impreziosiscono il contesto come un assolo arricchisce una melodia. Questa serie si presenta con una grinta decisa, con energia e carattere, quasi aggressiva; eppure mitigato nel carattere dalle sue linee tondeggianti, che fondono in maniera armoniosa i volumi tondi e le linee rette.

GRIT AND KINDNESS

The ROCK broke into the world of music, bringing something never heard before, captivating, collecting classic and traditional elements but creating them new and alive.

Similarly the ROCK series is classic and discreet form of experience but draws its lines to produce something brilliant: innovative geometries embellish the context as a musical solo enriches a melody. This collection presents itself as a determined grit, with energy and character, almost aggressive, but lightened by its rounded lines, mixing harmoniously round volumes and straight lines.

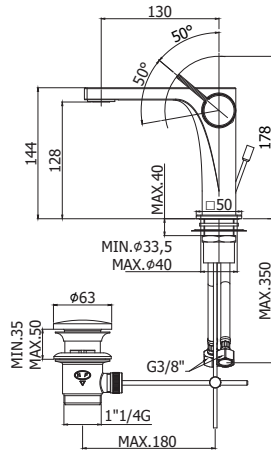


FINITURE | FINISHES

La serie **ROCK** è disponibile nelle seguenti finiture:
ROCK range is available in the following finishes:

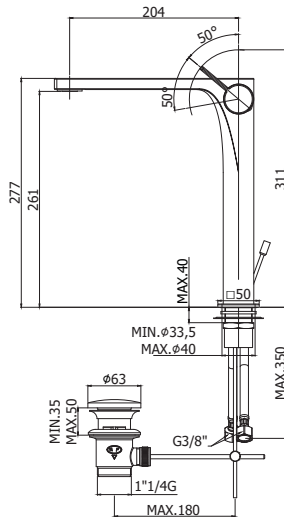
- CR** cromato
chrome plated
- ST** steel looking
steel looking finish

rock



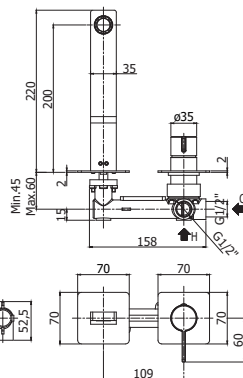
- Miscelatore lavabo completo di:
- aeratore M24x1
 - set 2 flessibili inox 3/8" G
- Wash basin mixer complete with:
- aerator M24x1
 - set of 2 stainless steel hoses 3/8" G

| Model | Finiture - Finishes | EUR |
|---|---------------------|-----|
| RO 071 . . senza scarico without pop up waste | CR ST | |
| RO 071K . . con scarico Clic-Clac 1"1/4G with 1"1/4G Clic-Clac press top waste | CR | |
| RO 075 . . con scarico automatico 1"1/4G with 1"1/4G pop up waste | CR ST | |



- Miscelatore lavabo prolungato completo di:
- aeratore M24x1
 - set 2 flessibili inox 3/8" G
- Tall wash basin mixer complete with:
- aerator M24x1
 - set of 2 stainless steel hoses 3/8" G

| Model | Finiture - Finishes | EUR |
|---|---------------------|-----|
| RO 081 . . senza scarico without pop up waste | CR ST | |
| RO 081K . . con scarico Clic-Clac 1"1/4G with 1"1/4G Clic-Clac press top waste | CR | |
| RO 085 . . con scarico automatico 1"1/4G with 1"1/4G pop up waste | CR ST | |

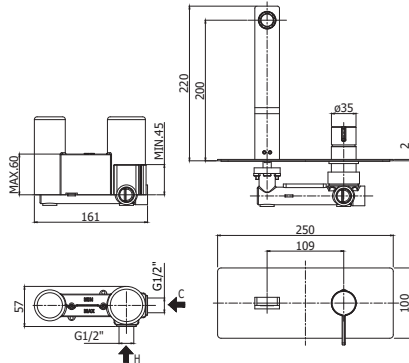


- Miscelatore incasso lavabo completo di:
- piastre in acciaio inox 70x70mm
 - attacchi 1/2" G
- Concealed single lever basin mixer complete with:
- stainless steel wall plates 70x70mm
 - 1/2" G connections

| Model | Finiture - Finishes | EUR |
|--|---------------------|-----|
| RO 104 . . 70 con bocca e aeratore M24x1 - l. 150mm with spout and aerator M24x1 - l. 150mm | CR ST | |
| RO 105 . . 70 con bocca e aeratore M24x1 - l. 200mm with spout and aerator M24x1 - l. 200mm | CR ST | |
| RO 106 . . 70 con bocca e aeratore M24x1 - l. 240mm with spout and aerator M24x1 - l. 240mm | CR ST | |

- ZPRO 088 . .**
Prolunga per artt. 104 . .70 -105 . . 70-106 . . 70
• H20mm
Extension for artt. 104 . .70 -105 . . 70-106 . . 70
• H20mm





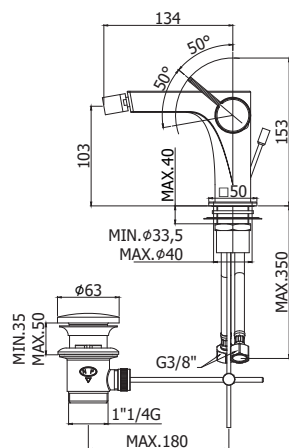
Miscelatore incasso lavabo completo di:
 • piastra in acciaio inox 250x100mm
 • attacchi 1/2"G
 Concealed single lever basin mixer complete with:
 • stainless steel wall plate 250x100mm
 • 1/2"G connections

| RO 104 . . | Finiture - Finishes | EUR |
|--|---------------------|-----|
| con bocca e aeratore M24x1 - l. 150mm with spout and aerator M24x1 - l. 150mm | CR ST | |

| | | |
|--|----------|--|
| RO 105 . . | CR ST | |
| con bocca e aeratore M24x1 - l. 200mm with spout and aerator M24x1 - l. 200mm | | |

| | | |
|--|----------|--|
| RO 106 . . | CR ST | |
| con bocca e aeratore M24x1 - l. 240mm with spout and aerator M24x1 - l. 240mm | | |

| ZPRO 088 . . | Finiture - Finishes | EUR |
|--|---------------------|-----|
| Prolunga per artt. 104-105-106 • H20mm | CR ST | |
| Extension for artt. 104-105-106 • H20mm | | |

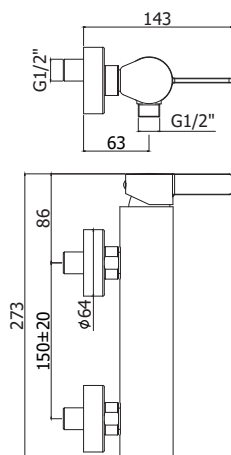


Miscelatore bidet completo di:
 • snodo e aeratore M24x1
 • set 2 flessibili inox 3/8"G
 Bidet mixer complete with:
 • swivel joint and aerator M24x1
 • set of 2 stainless steel hoses 3/8"G

| RO 131 . . | Finiture - Finishes | EUR |
|---------------------------------------|---------------------|-----|
| senza scarico without pop up waste | CR ST | |

| | | |
|---|----|--|
| RO 131K . . | CR | |
| con scarico Clic-Clac 1"1/4G with 1"1/4G Clic-Clac press top waste | | |

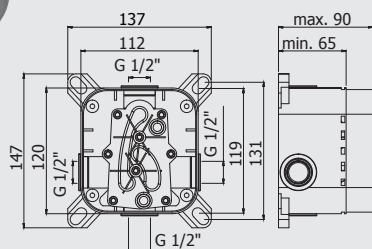

| | | |
|---|----------|--|
| RO 135 . . | CR ST | |
| con scarico automatico 1"1/4G with 1"1/4G pop up waste | | |



Miscelatore doccia completo di:
 • set 2 eccentrici 1/2"x3/4"G e rosoni
 Shower mixer complete with:
 • set of 2 5-wall-unions 1/2"x3/4"G and wall-plates

| RO 168 . . | Finiture - Finishes | EUR |
|--|---------------------|-----|
| senza set doccia • con attacco inferiore 1/2"G without shower set • with 1/2"G lower connection | CR ST | |

| | | |
|--|----------|--|
| RO 168D . . | CR ST | |
| con supporto a muro snodato in ABS • con doccia e flessibile with ABS joint wall bracket • with hand-shower and flexible hose | | |



⚠ PIASTRA METALLO - METAL PLATE
min.77mm - max 90 mm

Set incasso universale per miscelatori doccia completo di:

- corpo incasso
- box

Universal concealed Box for mixers complete with:

- concealed body
- box

PBOX 001

Finiture - Finishes

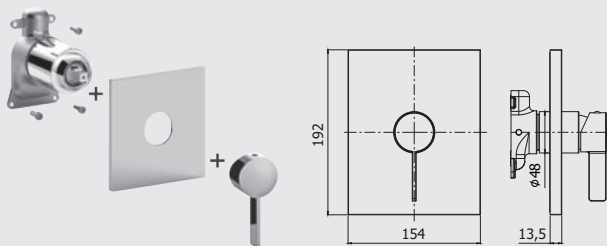
EUR

senza set esterno

without external set

*Da abbinare solo con RO BOX010 - RO BOX015

*To be completed only with RO BOX010 - RO BOX015



Set esterno miscelatore incasso doccia (1 uscita) completo di:

- corpo miscelatore
- piastra in ABS 154x192mm e leva

External set for concealed shower mixer (1 outlet) complete with:

- mixer body
- ABS wall plate 154x192mm and lever

RO BOX010 . .

Finiture - Finishes

EUR

senza deviatore

CR

without diverter

*Da abbinare solo con PBOX 001

*To be completed only with PBOX 001

ZPRO BOX010 . .

Prolunga per art. BOX010

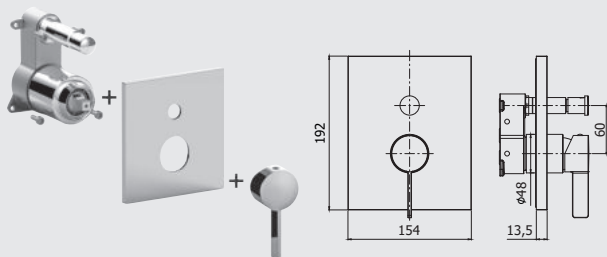
- H30mm

Extension for art. BOX010

- H30mm



CR



Set esterno miscelatore incasso doccia (2 uscite) completo di:

- corpo miscelatore
- piastra in ABS 154x192mm e leva

External set for concealed shower mixer (2 outlets) complete with:

- mixer body
- ABS wall plate 154x192mm and lever

RO BOX015 . .

Finiture - Finishes

EUR

con deviatore a pulsante

CR

with push diverter

ST/M

*CR con piastra ABS - ST/M con piastra in Acciaio inox

*CR with ABS wall plate - ST/M with Stainless steel wall plate

*Da abbinare solo con PBOX 001

*To be completed only with PBOX 001


ZPRO BOX015 . .

Prolunga con deviatore per art. BOX015

- H30mm

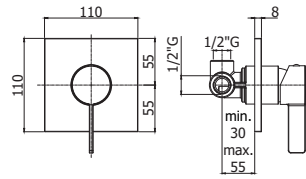
Extension with diverter for art. BOX015

- H30mm



CR

ST



***CR con piastra ABS - CR/M ST/M con piastra in Acciaio inox**
***CR with ABS wall plate - CR/M ST/M with Stainless steel wall plate**

* Per set incasso/esterno separati (v. capitolo Incassi Projects)
 * For concealed/external set divided (see Concealed mixer Projects chapter)

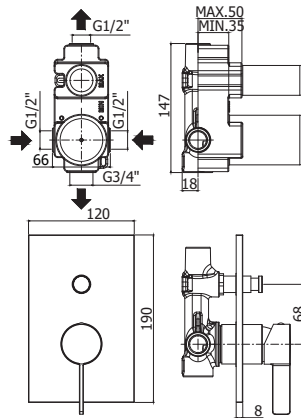
Miscelatore incasso doccia (1 uscita) completo di:
 • piastra 110x110mm
 • attacchi 1/2"G
 Concealed shower mixer (1 outlet) complete with:
 • wall plate 110x110mm
 • 1/2"G connections

RO 010 . . **Finiture - Finishes** **EUR**
 senza deviatore **CR**
 without diverter **CR/M**
ST/M

ZPRO 013 . .
 Prolunga per art. 010
 • H43mm
 Extension for art. 010
 • H43mm



CR
ST



***CR con piastra ABS - CR/M ST/M con piastra in Acciaio inox**
***CR with ABS wall plate - CR/M ST/M with Stainless steel wall plate**

* Per set incasso/esterno separati (v. capitolo Incassi Projects)
 * For concealed/external set divided (see Concealed mixer Projects chapter)

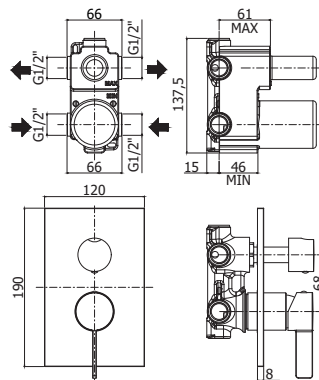
Miscelatore incasso doccia (2 uscite) completo di:
 • piastra 120x190mm
 • attacchi calda/fredda e superiore 1/2"G - attacco inferiore 3/4"G
 Concealed shower mixer (2 outlets) complete with:
 • wall plate 120x190mm
 • 1/2"G hot/cold and upper connections - 3/4"G lower connection

RO 015 . . **Finiture - Finishes** **EUR**
 con deviatore a pulsante **CR**
 with push diverter **CR/M**
ST/M

ZPRO 028 . .
 Prolunga con deviatore per art. 015
 • H30mm
 Extension with diverter for art. 015
 • H30mm



CR
ST




***CR con piastra ABS - CR/M ST/M con piastra in Acciaio inox**
***CR with ABS wall plate - CR/M ST/M with Stainless steel wall plate**

* Per set incasso/esterno separati (v. capitolo Incassi Projects)
 * For concealed/external set divided (see Concealed mixer Projects chapter)

Miscelatore incasso doccia (2 uscite) completo di:
 • piastra 120x190mm
 • attacchi 1/2"G
 Concealed shower mixer (2 outlets) complete with:
 • wall plate 120x190mm
 • 1/2"G connections

RO 018 . . **Finiture - Finishes** **EUR**
 con cartuccia deviatore (2 uscite + 1 **CR**
 posizione combinata) **CR/M**
 with diverter cartridge (2 outlets + 1 **ST/M**
 combined position)

ZPRO 068 . .
 Prolunga con deviatore per art. 018-019
 • H30mm
 Extension with diverter for art. 018-019
 • H30mm



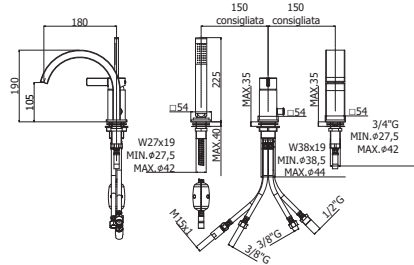
CR
ST



Miscelatore bordo vasca con deviatore completo di:
 • set 5 flex inox per miscelatore
 • doccia e flessibile con piombo

Deck mounted mixer with diverter complete with:
 • set of 5 stainless steel hoses for mixer
 • hand-shower and flexible hose with weight

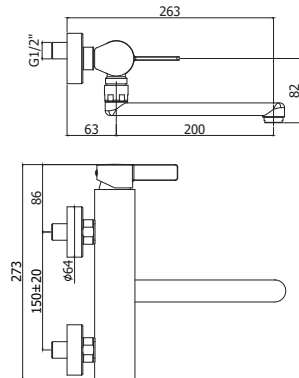
| RO 040 . . | Finiture - Finishes | EUR |
|--|---------------------|-----|
| con bocca a cascata (3 fori) with waterfall spout (3 holes) | CR ST | |
| RO 041 . . | | |
| senza bocca erogazione (2 fori) without spout (2 holes) | CR ST | |



Miscelatore lavello a muro completo di:
 • aeratore M24x1
 • attacchi 1/2\"/>

Wall sink mixer complete with:
 • aerator M24x1
 • 1/2\"/>

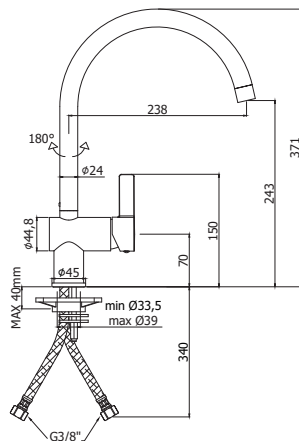
| RO 161 . . | Finiture - Finishes | EUR |
|---|---------------------|-----|
| con canna tubo diritta orientabile - l.200mm | CR ST | |
| with swivel tube straight spout - l.200mm | | |






Miscelatore lavello monoforo completo di:
 • aeratore M22x1F
 • set 2 flessibili inox 3/8\"/>

One-hole sink mixer complete with:
 • aerator M22x1F
 • set of 2 stainless steel hoses 3/8\"/>


| RO 180 . . | Finiture - Finishes | EUR |
|--|---------------------|-----|
| con canna orientabile with swivelling spout | CR ST | |





















| | | | |
|--|-----------------|---|---------------------------------------|
| | ZA91104R | Cartuccia completa Ø 35 mm senza distributore con regolazione per artt. 001-010-015-018-019-022-023-026-040-041-161-168-168D / BOX010-015 | Finiture - Finishes EUR |
| | ZA91151 | Complete cartridge Ø 35 mm without distributor with regulation for artt. 001-010-015-018-019-022-023-026-040-041-161-168-168D / BOX010-015 Cartuccia completa Ø 35 mm senza distributore per artt. 180-185-285-980 Complete cartridge Ø 35 mm without distributor for artt. 180-185-285-980 | |
| | ZA91400 | Cartuccia completa Ø 25 mm per artt. 071-071K-075-081-081K-085-131-131K-135 Complete cartridge Ø 25mm for artt. 071-071K-075-081-081K-085-131-131K-135 | Finiture - Finishes EUR |
| | | | |
| | ZA91231 | Cartuccia completa Ø 25 mm per artt. 104-104..70-105-105..70-106-106..70-987 Complete cartridge Ø 25mm for artt. 104-104..70-105-105..70-106-106..70-987 | Finiture - Finishes EUR |
| | ZACC146 | Valvolina antiritorno Ø15 mm per artt. ZDEV003-ZDOC083-ZRAC022 Check-valve Ø15 mm for artt. ZDEV003-ZDOC083-ZRAC022 | Finiture - Finishes EUR |
| | ZACC232 | Valvolina antiritorno Ø14 mm per doccia per artt. ZDOC084-ZDOC107 Check-valve Ø14 mm for shower for artt. ZDOC084-ZDOC107 | |
| | ZAER003 | Aeratore Ø28x1M per artt. 001-022-023-026 Aerator Ø28x1M for artt. 001-022-023-026 | Finiture - Finishes EUR |
| | ZAER033 | Aeratore Ø22x1F per artt. 180-980 Aerator Ø22x1F for artt. 180-980 | CR ST CR ST |
| | ZAER077 | Snodo con aeratore Ø 18 per artt. 131-131K-135 Joint with aerator Ø 18 for artt. 131-131K-135 | Finiture - Finishes EUR |
| | | | CR ST |
| | ZAER090 | Aeratore M24x1 SLIM AIR con chiavetta per artt. 071-071K-075-081-081K-085-104-104..70-105-105..70-106-106..70-987 SLIM AIR Aerator M24x1 with key for artt. 071-071K-075-081-081K-085-104-104..70-105-105..70-106-106..70-987 | Finiture - Finishes EUR |
| | ZAST046 | Asta pomolo snodino Ø4mm piegata per artt. 075-085-135 Bent rod Ø4mm with knob for artt. 075-085-135 | Finiture - Finishes EUR |
| | ZAST023 | Snodo in ABS per asta scarico per artt. 075-085-135 ABS articulation for rod connection for artt. 075-085-135 | CR ST |









| | | | <u>Finiture - Finishes</u> | <u>EUR</u> |
|---|-----------------|---|----------------------------|------------|
|  | ZBAS082 | Basetta per artt. 180-185-285-980 Brass base for artt. 180-185-285-980 | CR ST | |
|  | ZBAS085 | Set basetta con gambo e fissaggio per artt. 040-041 Brass base with threaded stem and fixing kit for artt. 040-041 | CR ST | |
|  | ZBAS108 | Basetta per artt. 071-071K-075-081-081K-085-131-131K-135-987 Brass base for artt. 071-071K-075-081-081K-085-131-131K-135-987 | CR ST | |
|  | ZBAS107 | Basetta per corpo miscelatore bordo vasca artt. 040-041 Brass base for mixer body on artt. 040-041 | CR ST | |
|  | ZBOC039 | Bocca bordo vasca con basetta e fissaggio per artt. 040 Deck mounted spout with brass ring base and fixing set for artt. 040 | CR ST | |
|  | ZBAS055 | Basetta in ottone per bocca bordo vasca per artt. 040 Brass base for deck mounted spout for artt. 040 | CR ST | |
|  | ZBOC065 | Bocca standard con aeratore per artt. 001 - l.192 mm Standard spout with aerator for artt. 001 - l.192 mm | CR ST | |
|  | ZBOC098 | Bocca con aeratore compatibile con artt. 001 - l.120 mm Spout with aerator compatible with artt. 001 - l.120 mm | CR ST | |
|  | ZBOC099 | Bocca con aeratore compatibile con artt. 001 - l.240 mm Spout with aerator compatible with artt. 001 - l.240 mm | CR ST | |
|  | ZBOC110 | Bocca con aeratore compatibile con artt. 104-104.70 - l.150 mm Spout with aerator compatible with artt. 104-104.70 - l.150 mm | CR ST | |
|  | ZBOC108 | Bocca standard con aeratore per artt. 105-105.70 - l.200 mm Standard spout with aerator for artt. 105-105.70 - l.200 mm | CR ST | |
|  | ZBOC109 | Bocca con aeratore compatibile con artt. 106-106.70 - l.240 mm Spout with aerator compatible with artt. 106-106.70 - l.240 mm | CR ST | |
|  | ZCAL007 | Calotta per miscelatori a parete per artt. 022-023-026-161-168-168D Nut for wall mounted mixers for artt. 022-023-026-161-168-168D | CR ST | |
|  | ZCANA023 | Canna tubo diritta con aeratore interasse 200 mm per artt. 161 Straight tube spout with aerator for artt. 161, distance between centres 200 mm | CR ST | |

| | | |
|---|---|---|
|  | <p>ZCANA109 Canna tubo TONDA ombrello completa di aeratore e raccordo per art. 180 ROUND tube spout with aerator for art. 180</p> | <p>Finiture - Finishes EUR CR ST</p> |
|  | <p>ZCANA110 Canna TONDA 2 pieghe per art. 980 ROUND tube spout with aerator for art. 980</p> | <p>Finiture - Finishes EUR CR ST</p> |
|  | <p>ZCAN201 Canna Ø28 senza raccordo con boccola per artt. 185-285 Ø28 spout for artt. 185-285</p> | <p>Finiture - Finishes EUR CR ST</p> |
|  | <p>ZCAP034 Cappuccio sottoleva in metallo per artt. 001-010-015-018-019-022-023-026-040-041-071-071K-075-081-081K-085-131- 131K-135-161-168D-180-185-285-980 / BOX010-015 Metal under lever cap for artt. 001-010-015-018-019-022-023-026-040-041-071-071K-075-081-081K-085-131- 131K-135-161-168D-180-185-285-980 / BOX010-015</p> <p>ZCAP062 Cappuccio sottoleva in metallo per artt. 104-104..70-105-105..70-106-106..70-987 Metal under lever cap for artt. 104-104..70-105-105..70-106-106..70-987</p> | <p>Finiture - Finishes EUR CR ST</p> <p>CR ST</p> |
|  | <p>ZCAP066 Cappuccio per deviatore per artt. 018-019 Cover for diverter for artt. 018-019</p> | <p>Finiture - Finishes EUR CR ST</p> |
|  | <p>ZDEV003 Deviatore completo per miscelatore vasca artt. 022-023-026 Diverter for bath/shower mixer artt. 022-023-026</p> | <p>Finiture - Finishes EUR CR ST</p> |
|  | <p>ZDEV007 Deviatore completo per miscelatore bordo vasca artt. 040-041 Diverter for deck mounted bath mixer artt. 040-041</p> | <p>Finiture - Finishes EUR CR ST</p> |
|  | <p>ZDEV048 Deviatore completo per miscelatore incasso artt. 001-015 Diverter for concealed mixer artt. 001-015</p> | <p>Finiture - Finishes EUR CR ST</p> |

| | | | Finiture - Finishes | EUR |
|---|--|--|----------------------------|------------|
|  | ZDEV100 | Deviatore completo per tutti gli artt. BOX015 Complete diverter for all artt. BOX015 | CR | |
|  | ZDOC083 ZAER102 | Doccia monogetto in ABS con valvolina antiritorno per art. 185 ABS fix-spray pull out hand-shower with check-valve for art. 185 Aeratore Ø24mm per art. ZDOC083 Aerator Ø24mm for art. ZDOC083 | CR | |
|  | ZDOC084 ZAER050 | Doccia 2 getti in ABS con valvolina antiritorno per art. 285 two-spray ABS pull out hand-shower with check-valve for art. 285 Aeratore a scomparsa Ø16,5x1M per art. ZDOC084 Hidden aerator Ø16,5x1M for art. ZDOC084 | ST | |
|  | ZDOC107 ZAER111 | Doccia 2 getti in ABS con valvolina antiritorno per art. 285 two-spray ABS pull out hand-shower with check-valve for art. 285 Aeratore Ø24mm per art. ZDOC107 Aerator Ø24mm for art. ZDOC107 | CR | |
|  | ZDOC117 | Doccia PREMIUM (monogetto) in metallo per artt. 001-023-026-033-040-041-168D-268D PREMIUM metal hand-shower (single-spray) for artt. 001-023-026-033-040-041-168D-268D | CR ST | |
|  | ZECC029 | Eccentrico con rosone 1/2"x 3/4" per miscelatori a parete Adjustable centre 1/2"x 3/4" for wall mounted mixers | CR ST | |
|  | ZFIS008/140 ZFIS068/140 | Set fissaggio per artt. 180-980 Fixing set for artt. 180-980 Set fissaggio per artt. 185-285 Fixing set for artt. 185-285 | | |
|  | ZFIS028 | Set fissaggio per miscelatore bordo vasca artt. 040-041 Fixing set for mixer artt. 040-041 | | |

| | | | Finiture - Finishes | EUR |
|---|----------------|--|----------------------------|-------------|
|  | ZFIS121 | Fissaggio 3/4 per bocca bordo vasca per art. 040 3/4 fixing kit for deck mounted spout for art. 040 | | |
| | ZFIS122 | Fissaggio per base doccia per artt. 040-041 Fixing kit for shower base for artt. 040-041 | | |
|  | ZFIS141 | Set fissaggio per artt. 071-071K-075-081-081K-085-131-131K-135-987 Fixing set for artt. 071-071K-075-081-081K-085-131-131K-135-987 | Finiture - Finishes | EUR |
|  | ZFLO001 | Flessibile 1500mm doppia aggraffatura e calotta conica per art. 168D Flexible hose 1500mm double interlock and conical nut for art. 168D | Finiture - Finishes | EUR |
| | ZFLO018 | Flessibile 1500mm doppia aggraffatura e doppia calotta conica per artt. 001-023-026 Flexible hose 1500mm double interlock and double conical nut for artt. 001-023-026 | CR | |
| | ZFLO075 | Flessibile 150 cm Lusso con calotta conica girevole per art. 168D Luxury twist-free brass flexible hose 150 cm with conical nut for art. 168D | CR ST | ST |
|  | ZFLO009 | Flessibile ottone doppia aggraffatura F1/2" - M15x1 mm.1500 con calotta conica e peso ecologico per artt. 040-041 F1/2" - M15x1 mm.1500 twist-free double interlock brass flexible hose with conical nut and weight for artt. 040-041 | Finiture - Finishes | EUR |
| | ZFLO063 | Flex nylon 1500mm con peso ecologico 1 calotta girevole per artt. 185-285 1500mm nylon hose with weight with twist-free conical nut for artt. 185-285 | CR ST | CR |
|  | ZFLX086 | Set 5 flex inox per miscelatore bordo vasca artt. 040-041 Set of 5 stainless steel hoses for artt. 040-041 | Finiture - Finishes | EUR |
|  | ZFLX095 | Set flessibili inox F3/8" (3 pezzi) per artt. 185-285 Set of 3 stainless steel hoses F3/8" for artt. 185-285 | Finiture - Finishes | EUR |
| | ZFLX101 | Set 2 flex inox SOFT PEX F3/8 450 mm per artt. 180-980 Set of 2 F3/8 stainless steel hoses 450 mm SOFT PEX for artt. 180-980 | CR | |
| | ZFLX102 | Set 2 flex inox SOFT PEX F3/8 cm. 45 per artt. 071-071K-075-131-131K-135-987 Set of 2 F3/8 stainless steel hoses cm. 45 SOFT PEX for artt. 071-071K-075-131-131K-135-987 | CRPX | CRPX |
|  | ZFLX140 | Set 2 flex inox SOFT PEX F3/8 cm. 60 per artt. 081-081K-085 Set of 2 F3/8 stainless steel hoses cm. 60 SOFT PEX for artt. 081-081K-085 | Finiture - Finishes | EUR |
|  | ZGHI010 | Ghiera ferma cartuccia per artt. 001-010-015-018-019-022-023-026-040-041-161-168-180-185-285-980 / BOX010-015 Cartridge fastening ring nut for artt. 001-010-015-018-019-022-023-026-040-041-161-168-180-185-285-980 / BOX010-015 | Finiture - Finishes | EUR |

| | | | <u>Finiture - Finishes</u> | <u>EUR</u> |
|---|----------------|--|--|------------|
|  | ZGHI027 | Ghiera per deviatore M37x1.5 per artt. 018-019 M37x1.5 ring nut for diverter for artt. 018-019 | | |
|  | ZGHI029 | Ghiera ferma cartuccia M30x1 per artt. 071-071K-075-081-081K-085-131-131K-135 M30x1 cartridge fastening ring nut for artt. 071-071K-075-081-081K-085-131-131K-135 | <u>Finiture - Finishes</u> | <u>EUR</u> |
|  | ZGHI030 | Ghiera ferma cartuccia M30x1 per artt. 104-104..70-105-105..70-106-106..70-987 M30x1 cartridge fastening ring nut for artt. 104-104..70-105-105..70-106-106..70-987 | <u>Finiture - Finishes</u> CR | <u>EUR</u> |
|  | ZLEV177 | Leva completa Rock per artt. 001-010-015-018-019-022-023-026-040-041-161-168-168D-180-185-285-980 / BOX010-015 Rock lever for artt. 001-010-015-018-019-022-023-026-040-041-161-168-168D-180-185-285-980 / BOX010-015 | <u>Finiture - Finishes</u> CR ST | <u>EUR</u> |
|  | ZLEV178 | Leva completa Rock per artt. 071-071K-075-081-081K-085-104-104..70-105-105..70-106-106..70-131-131K-135-987 Rock lever for artt. 071-071K-075-081-081K-085-104-104..70-105-105..70-106-106..70-131-131K-135-987 | CR ST | |
|  | ZMAN130 | Maniglia per cartuccia deviatore per art. 019 Complete handle for diverter cartridge for art. 019 | <u>Finiture - Finishes</u> CR ST | <u>EUR</u> |
|  | ZMAN138 | Maniglia per cartuccia deviatore per art. 018 Complete handle for diverter cartridge for art. 018 | CR ST | |
|  | ZPIA026 | Piastra 1 foro con guarnizione per art. 010 / 110 x 110 mm One-hole wall plate with gasket for art. 010 / 110 x 110 mm | <u>Finiture - Finishes</u> CR CR/M ST/M | <u>EUR</u> |
|  | ZPIA027 | Piastra 2 fori con guarnizioni per art. 015 / L.120 x h.190 mm Two-hole wall plate with gaskets for art. 015 / L.120 x h.190 mm | <u>Finiture - Finishes</u> CR CR/M ST/M | <u>EUR</u> |
|  | ZPIA056 | Piastra 4 fori in acciaio inox con guarnizioni per art. 001 / L.350 x h.120 mm Four-hole stainless steel wall plate with gaskets for art. 001 / L.350 x h.120 mm | <u>Finiture - Finishes</u> CR ST | <u>EUR</u> |

| | | | | |
|---|----------------------------------|--|--|------------|
|  | ZPIA073 | Piastra rettangolare in ABS 1 foro con OR per art. BOX010 / 154x192 mm ABS rectangular one-hole wall plate with OR for art. BOX010 / 154x192mm | Finiture - Finishes CR | EUR |
|  | ZPIA075 ZPIA153 | Piastra rettangolare in ABS 2 fori con OR per art. BOX015 / 154x192 mm ABS rectangular two-hole wall plate with OR for art. BOX015 / 154x192mm Piastra rettangolare in acciaio inox 2 fori con OR per art. BOX015 / 154x192 mm Stainless steel rectangular two-hole wall plate with OR for art. BOX015 / 154x192mm | Finiture - Finishes CR ST/M | EUR |
|  | ZPIA091 ZPIA090 | Piastra con guarnizioni per miscelatore incasso (2 uscite) per art. 018 / L.120 x h.190 mm Wall plate with gaskets for concealed shower mixer (2 outlets) for art. 018 / L.120 x h.190 mm Piastra con guarnizioni per miscelatore incasso (3 uscite) per art. 019 / L.120 x h.190 mm Wall plate with gaskets for concealed shower mixer (3 outlets) for art. 019 / L.120 x h.190 mm | Finiture - Finishes CR CR/M ST/M CR CR/M ST/M | EUR |
|  | ZPIA108 | Piastra in acciaio inox con guarnizione per miscelatore per artt. 104..70-105..70-106..70 / 70 x 70 mm One-hole stainless steel wall plate with gasket for mixer for artt. 104..70-105..70-106..70 / 70 x 70 mm | Finiture - Finishes CR ST | EUR |
|  | ZPIA109 | Piastra in acciaio inox con guarnizione per bocca per artt. 104..70-105..70-106..70 / 70 x 70 mm One-hole stainless steel wall plate with gasket for spout for artt. 104..70-105..70-106..70 / 70 x 70 mm | Finiture - Finishes CR ST | EUR |
|  | ZPIA110 | Piastra in acciaio inox 2 fori con guarnizioni per artt. 104-105-106 / L.250 x h.100 mm Two-hole stainless steel wall plate with gaskets for artt. 104-105-106 / L.250 x h.100 mm | Finiture - Finishes CR ST | EUR |
|  | ZRAC016 ZRAC078 | Raccordo per art. 987 Connection for art. 987 Raccordo completo di canotto per artt. 180-980 Connection with nut for artt. 180-980 | Finiture - Finishes CR CR | EUR |
|  | ZRAC022 | Raccordo 1/2" con OR per artt. 001-168-168D 1/2" connection with OR for artt. 001-168-168D | Finiture - Finishes CR ST | EUR |



ZRAC082 Raccordo con guarnizioni per artt. 185-285
Connection for spout for artt. 185-285

Finiture - Finishes **EUR**
CR



ZRAC084 Raccordo 3/4" con OR per artt. 161
3/4" connection with OR for artt. 161

Finiture - Finishes **EUR**
CR
ST



ZSED001 Sede per miscelatori a parete per artt. 022-023-026-161-168-168D
Wall mounted single lever mixer seat for artt. 022-023-026-161-168-168D

Finiture - Finishes **EUR**
CR



ZVIT092 Cartuccia deviatore (2 uscite) Ø32 mm per artt. 018
Diverter cartridge (2 outlets) Ø32 mm for artt. 018
ZVIT091 Cartuccia deviatore (3 uscite) Ø32 mm per artt. 019
Diverter cartridge (3 outlets) Ø32 mm for artt. 019

Finiture - Finishes **EUR**

tilt

MORBIDEZZA

I riflessi ricercati di questa collezione si alternano ai profili morbidi e alle superfici lineari facendosi accarezzare dalla luce e apparendo molto luminosi.

Questa linea è caratterizzata da una delicatezza formale che esprime praticità in condotta minimal.



SOFTNESS

The refined reflections of this collection alternate with soft profiles and linear surfaces, allowing themselves to be caressed by the light, appearing very bright.

This line is characterized by a formal delicacy that expresses practicality.

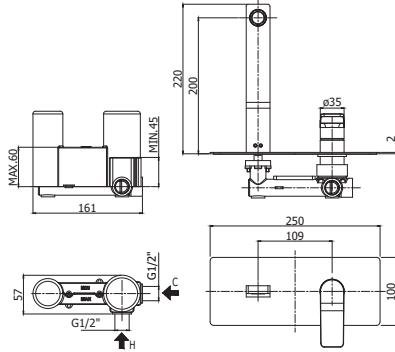


FINITURE | FINISHES

La serie **TILT** è disponibile nelle seguenti finiture:

TILT range is available in the following finishes:

- CR** cromato
chrome plated
- BO** bianco opaco
matt white finish
- NO** nero opaco
matt black finish
- ST** steel looking
steel looking finish



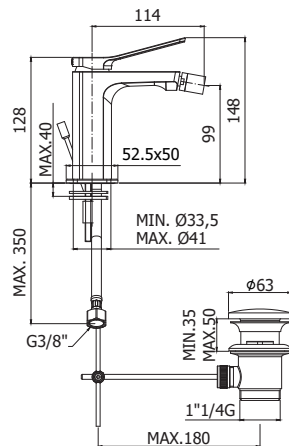
Miscelatore incasso lavabo completo di:
 • piastra in acciaio inox 250x100mm
 • attacchi 1/2"G
 Concealed single lever basin mixer complete with:
 • stainless steel wall plate 250x100mm
 • 1/2"G connections

| TI 104 . . | Finiture - Finishes | EUR |
|---|---------------------|-----|
| con bocca e aeratore M24x1 - l. 150mm | CR | |
| with spout and aerator M24x1 - l. 150mm | BO | |
| | NO | |
| | ST | |

| TI 105 . . | Finiture - Finishes | EUR |
|---|---------------------|-----|
| con bocca e aeratore M24x1 - l. 200mm | CR | |
| with spout and aerator M24x1 - l. 200mm | BO | |
| | NO | |
| | ST | |

| TI 106 . . | Finiture - Finishes | EUR |
|---|---------------------|-----|
| con bocca e aeratore M24x1 - l. 240mm | CR | |
| with spout and aerator M24x1 - l. 240mm | BO | |
| | NO | |
| | ST | |

| ZPRO 088 . . | Finiture - Finishes | EUR |
|---------------------------------|---------------------|-----|
| Prolunga per artt. 104-105-106 | CR | |
| • H20mm | BO | |
| Extension for artt. 104-105-106 | NO | |
| • H20mm | ST | |

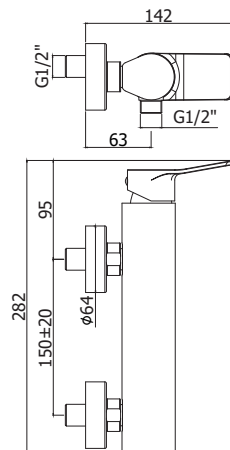


Miscelatore bidet completo di:
 • snodo e aeratore M24x1
 • set 2 flessibili inox 3/8"G
 Bidet mixer complete with:
 • swivel joint and aerator M24x1
 • set of 2 stainless steel hoses 3/8"G

| TI 131 . . | Finiture - Finishes | EUR |
|----------------------|---------------------|-----|
| senza scarico | CR | |
| without pop up waste | BO | |
| | NO | |
| | ST | |

| TI 131K . . | Finiture - Finishes | EUR |
|---------------------------------------|---------------------|-----|
| con scarico Clic-Clac 1"1/4G | CR | |
| with 1"1/4G Clic-Clac press top waste | | |

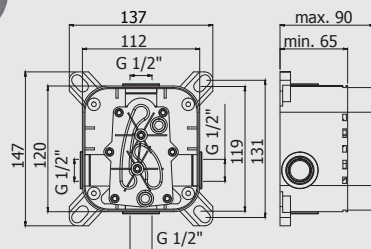

| TI 135 . . | Finiture - Finishes | EUR |
|-------------------------------|---------------------|-----|
| con scarico automatico 1"1/4G | CR | |
| with 1"1/4G pop up waste | BO | |
| | NO | |
| | ST | |



Miscelatore doccia completo di:
 • set 2 eccentrici 1/2"x3/4"G e rosoni
 Shower mixer complete with:
 • set of 2 S-wall-unions 1/2"x3/4"G and wall-plates

| TI 168 . . | Finiture - Finishes | EUR |
|-------------------------------|---------------------|-----|
| senza set doccia | CR | |
| • con attacco inferiore 1/2"G | BO | |
| without shower set | NO | |
| • with 1/2"G lower connection | ST | |

| TI 168D . . | Finiture - Finishes | EUR |
|--------------------------------------|---------------------|-----|
| con supporto a muro snodato in ABS | CR | |
| • con doccia e flessibile | BO | |
| with ABS joint wall bracket | NO | |
| • with hand-shower and flexible hose | ST | |



⚠ PIASTRA METALLO - METAL PLATE
min.77mm - max 90 mm

Set incasso universale per miscelatori doccia completo di:

- corpo incasso
- box

Universal concealed Box for mixers complete with:

- concealed body
- box

PBOX 001

Finiture - Finishes

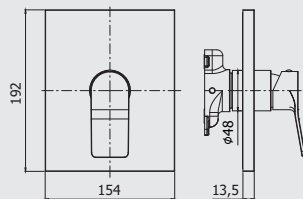
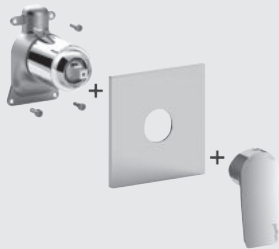
EUR

senza set esterno

without external set

*Da abbinare solo con TI BOX010 - TI BOX015

*To be completed only with TI BOX010 - TI BOX015



Set esterno miscelatore incasso doccia (1 uscita) completo di:

- corpo miscelatore
- piastra in ABS 154x192mm e leva

External set for concealed shower mixer (1 outlet) complete with:

- mixer body
- ABS wall plate 154x192mm and lever

TI BOX010 . .

Finiture - Finishes

EUR

senza deviatore

CR

without diverter

*Da abbinare solo con PBOX 001

*To be completed only with PBOX 001

ZPRO BOX010 . .

Prolunga per art. BOX010

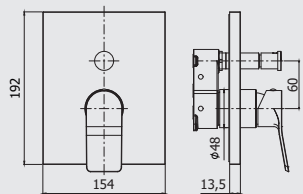
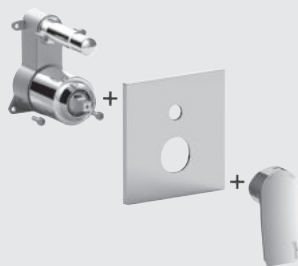
- H30mm

Extension for art. BOX010

- H30mm



CR



Set esterno miscelatore incasso doccia (2 uscite) completo di:

- corpo miscelatore
- piastra in ABS 154x192mm e leva

External set for concealed shower mixer (2 outlets) complete with:

- mixer body
- ABS wall plate 154x192mm and lever

TI BOX015 . .

Finiture - Finishes

EUR

con deviatore a pulsante

CR

with push diverter

BO/M

NO/M

ST/M

*CR con piastra ABS - BO/M NO/M ST/M con piastra in Acciaio inox

*CR with ABS wall plate - BO/M NO/M ST/M with Stainless steel wall plate

*Da abbinare solo con PBOX 001

*To be completed only with PBOX 001


ZPRO BOX015 . .

Prolunga con deviatore per art. BOX015

- H30mm

Extension with diverter for art. BOX015

- H30mm

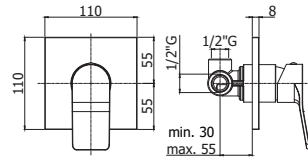


CR

BO

NO

ST



***CR con piastra ABS - CR/M BO/M NO/M ST/M con piastra in Acciaio inox**
***CR with ABS wall plate - CR/M BO/M NO/M ST/M with Stainless steel wall plate**

* Per set incasso/esterno separati (v. capitolo Incassi Projects)
 * For concealed/external set divided (see Concealed mixer Projects chapter)

Miscelatore incasso doccia (1 uscita) completo di:
 • piastra 110x110mm
 • attacchi 1/2" G
 Concealed shower mixer (1 outlet) complete with:
 • wall plate 110x110mm
 • 1/2" G connections

TI 010 . .

senza deviatore
 without diverter

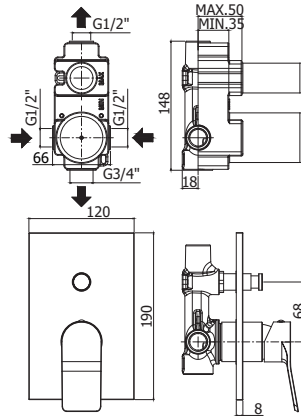
| Finiture - Finishes | EUR |
|---------------------|-----|
| CR | |
| CR/M | |
| BO/M | |
| NO/M | |
| ST/M | |

ZPRO 013 . .

Prolunga per art. 010
 • H43mm
 Extension for art. 010
 • H43mm



CR
 BO
 NO
 ST



***CR con piastra ABS - CR/M BO/M NO/M ST/M con piastra in Acciaio inox**
***CR with ABS wall plate - CR/M BO/M NO/M ST/M with Stainless steel wall plate**

* Per set incasso/esterno separati (v. capitolo Incassi Projects)
 * For concealed/external set divided (see Concealed mixer Projects chapter)

Miscelatore incasso doccia (2 uscite) completo di:
 • piastra 120x190mm
 • attacchi calda/fredda e superiore 1/2" G - attacco inferiore 3/4" G
 Concealed shower mixer (2 outlets) complete with:
 • wall plate 120x190mm
 • 1/2" G hot/cold and upper connections - 3/4" G lower connection

TI 015 . .

con deviatore a pulsante
 with push diverter

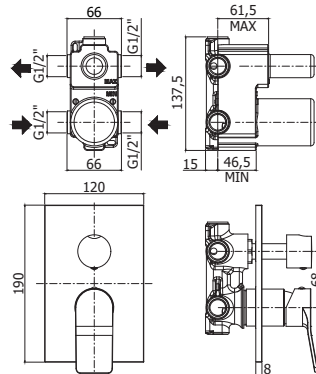
| Finiture - Finishes | EUR |
|---------------------|-----|
| CR | |
| CR/M | |
| BO/M | |
| NO/M | |
| ST/M | |

ZPRO 028 . .

Prolunga con deviatore per art. 015
 • H30mm
 Extension with diverter for art. 015
 • H30mm



CR
 BO
 NO
 ST



***CR con piastra ABS - CR/M BO/M NO/M ST/M con piastra in Acciaio inox**
***CR with ABS wall plate - CR/M BO/M NO/M ST/M with Stainless steel wall plate**

* Per set incasso/esterno separati (v. capitolo Incassi Projects)
 * For concealed/external set divided (see Concealed mixer Projects chapter)

Miscelatore incasso doccia (2 uscite) completo di:
 • piastra 120x190mm
 • attacchi 1/2" G
 Concealed shower mixer (2 outlets) complete with:
 • wall plate 120x190mm
 • 1/2" G connections


TI 018 . .

con cartuccia deviatore (2 uscite + 1
 posizione combinata)
 with diverter cartridge (2 outlets + 1
 combined position)

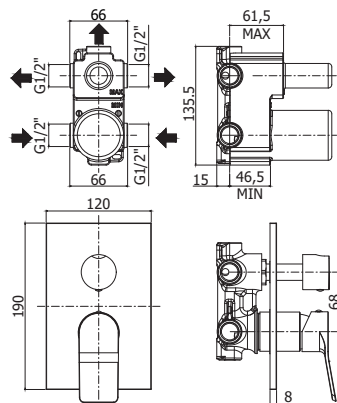
| Finiture - Finishes | EUR |
|---------------------|-----|
| CR | |
| CR/M | |
| BO/M | |
| NO/M | |
| ST/M | |

ZPRO 068 . .

Prolunga con deviatore per artt. 018-019
 • H30mm
 Extension with diverter for artt. 018-019
 • H30mm



CR
 BO
 NO
 ST



*CR con piastra ABS - CR/M BO/M NO/M ST/M con piastra in Acciaio inox

*CR with ABS wall plate - CR/M BO/M NO/M ST/M with Stainless steel wall plate

* Per set incasso/esterno separati (v. capitolo Incassi Projects)

* For concealed/external set divided (see Concealed mixer Projects chapter)

Miscelatore incasso doccia (3 uscite) completo di:

- piastra 120x190mm
- attacchi 1/2" G

Concealed shower mixer (3 outlets) complete with:

- wall plate 120x190mm
- 1/2" G connections

TI 019 . .

con cartuccia deviatore (3 uscite + 3 posizioni combinate)

with diverter cartridge (3 outlets + 3 combined positions)

Finiture - Finishes

EUR

CR
CR/M
BO/M
NO/M
ST/M

ZPRO 068 . .

Prolunga con deviatore per artt. 018-019

- H30mm

Extension with diverter for artt. 018-019

- H30mm



CR
BO
NO
ST

Miscelatore vasca/doccia con deviatore completo di:

- aeratore M28x1
- set 2 eccentrici 1/2"x3/4" G e rosoni

Bath/shower mixer with diverter complete with:

- aerator M28x1
- set of 2 S-wall-unions 1/2"x3/4" G and wall-plates

TI 022 . .

senza set doccia
without shower set

Finiture - Finishes

EUR

CR
BO
NO
ST

TI 023 . .

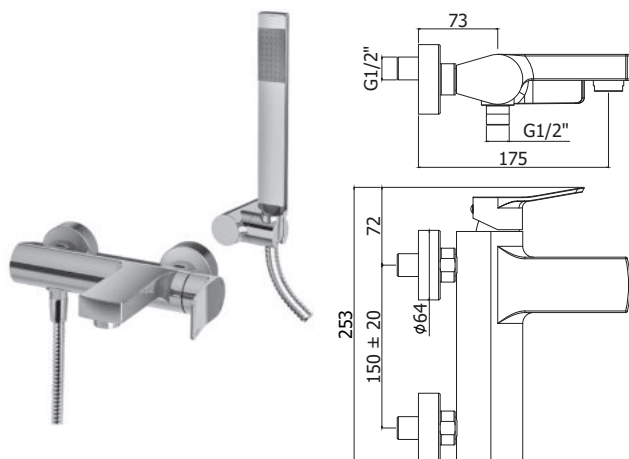
con supporto a muro snodato in ABS

- con doccia e flessibile
- with ABS joint wall bracket
- with hand-shower and flexible hose

TI 026 . .

con supporto a muro fisso in ABS

- con doccia e flessibile
- with ABS fixed wall bracket
- with hand-shower and flexible hose



Miscelatore incasso vasca/doccia (2 uscite) completo di:

- piastra in acciaio inox 350x120mm
- bocca con aeratore M28x1 - l. 192mm
- doccia e flessibile
- attacchi 1/2" G

Concealed bath/shower mixer (2 outlets) complete with:

- stainless steel wall plate 350x120mm
- spout with aerator M28x1 - l. 192mm
- hand shower and flexible hose
- 1/2" G connections

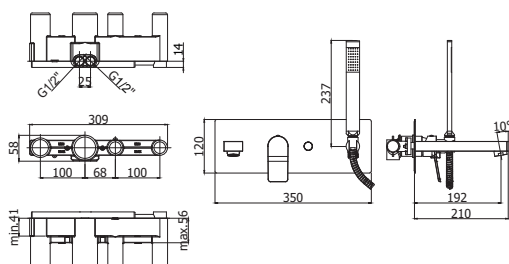
TI 001 . .

con deviatore a pulsante
with push diverter

Finiture - Finishes

EUR

CR
BO
NO
ST



ZPRO 056 . .

Prolunga con deviatore per artt. 001

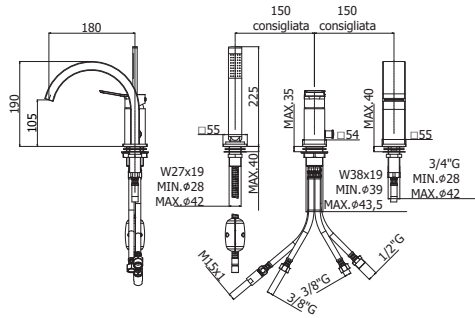
- H20mm

Extension with diverter for artt. 001

- H20mm



CR
BO
NO
ST

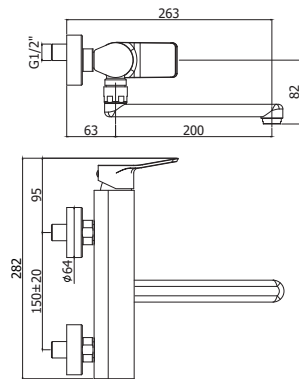


Miscelatore bordo vasca con deviatore completo di:
 • set 5 flex inox per miscelatore
 • doccia e flessibile con piombo

Deck mounted mixer with diverter complete with:
 • set of 5 stainless steel hoses for mixer
 • hand-shower and flexible hose with weight

TI 040 . . **Finiture - Finishes** **EUR**
 con bocca a cascata (3 fori) **CR**
 with waterfall spout (3 holes) **BO**
NO
ST

TI 041 . . **CR**
 senza bocca erogazione (2 fori) **BO**
 without spout (2 holes) **NO**
ST



Miscelatore lavello a muro completo di:
 • aeratore M24x1
 • attacchi 1/2\"/>

Wall sink mixer complete with:
 • aerator M24x1
 • 1/2\"/>

TI 161 . . **Finiture - Finishes** **EUR**
 con canna tubo diritta orientabile - **CR**
 l.200mm **BO**
 with swivel tube straight spout - **NO**
 l.200mm **ST**



ZA91104R Cartuccia completa Ø 35 mm senza distributore con regolazione per artt. 001-010-015-018-019-022-023-026-040-041-161-168-168D / BOX010-015
Complete cartridge Ø 35 mm without distributor with regulation for artt. 001-010-015-018-019-022-023-026-040-041-161-168-168D / BOX010-015

Finiture - Finishes **EUR**



ZA91231 Cartuccia completa Ø 25 mm per artt. 104-104..70-105-105..70-106-106..70
Complete cartridge Ø 25 mm for artt. 104-104..70-105-105..70-106-106..70

Finiture - Finishes **EUR**



ZA91390 Cartuccia completa Ø 25 mm con asta speciale per artt. 071-071K-075-081-081K-085-131-131K-135
Complete cartridge Ø 25mm with special rod for artt. 071-071K-075-081-081K-085-131-131K-135

Finiture - Finishes **EUR**



ZACC146 Valvolina antiritorno Ø15 mm per artt. ZDEV003-ZRAC022
Check-valve Ø15 mm for artt. ZDEV003-ZRAC022

Finiture - Finishes **EUR**



ZAER002 Aeratore Ø24x1M per art. 161
Aerator Ø24x1M for art. 161

Finiture - Finishes **EUR**



ZAER003 Aeratore Ø28x1M per artt. 001-022-023-026-ZBOC111
Aerator Ø28x1M for artt. 001-022-023-026-ZBOC111

CR
BO
NO
ST
CR
BO
NO
ST



ZAER077 Snodo con aeratore Ø 18 per artt. 131-131K-135
Joint with aerator Ø 18 for artt. 131-131K-135

Finiture - Finishes **EUR**

CR
BO
NO
ST



ZAER090 Aeratore M24x1 SLIM AIR con chiavetta per artt. 104-104..70-105-105..70-106-106..70 / ZBOC108-ZBOC109-ZBOC110-ZBOC120-ZBOC121-ZBOC122
SLIM AIR Aerator M24x1 with key for artt. 104-104..70-105-105..70-106-106..70 / ZBOC108-ZBOC109-ZBOC110-ZBOC120-ZBOC121-ZBOC122
ZAER120 Aeratore M24x1 senza chiavetta per artt. 071-071K-075-081-081K-085
Aerator M24x1 without key for artt. 071-071K-075-081-081K-085

Finiture - Finishes **EUR**



ZAER091 Chiavetta per aeratore per art. ZAER120
Key for aerator for art. ZAER120

Finiture - Finishes **EUR**

| | | |
|---|---|---|
|  | ZAST046 Asta pomolo snodino Ø4mm piegata per artt. 075-085-135 Bent rod Ø4mm with knob for artt. 075-085-135 ZAST023 Snodo in ABS per asta scarico per artt. 075-085-135 ABS articulation for rod connection for artt. 075-085-135 | Finiture - Finishes EUR CR ST |
|  | ZBAS085 Set basetta con gambo e fissaggio per artt. 040-041 Brass base with threaded stem and fixing kit for artt. 040-041 | Finiture - Finishes EUR CR BO NO ST |
|  | ZBAS055 Basetta in ottone per bocca bordo vasca per art. 040 Brass base for deck mounted spout for art. 040 ZBAS107 Basetta per corpo miscelatore bordo vasca artt. 040-041 Brass base for mixer body on artt. 040-041 | Finiture - Finishes EUR CR BO NO ST CR BO NO ST |
|  | ZBAS112 Basetta per artt. 071-071K-075-081-081K-085-131-131K-135 Brass base for artt. 071-071K-075-081-081K-085-131-131K-135 | Finiture - Finishes EUR CR BO NO ST |
|  | ZBOC039 Bocca bordo vasca con basetta e fissaggio per art. 040 Deck mounted spout with brass ring base and fixing set for art. 040 | Finiture - Finishes EUR CR BO NO ST |
|  | ZBOC065 Bocca standard con aeratore per art. 001 - l.192 mm Standard spout with aerator for art. 001 - l.192 mm ZBOC098 Bocca con aeratore compatibile con art. 001 - l.120 mm Spout with aerator compatible with art. 001 - l.120 mm ZBOC099 Bocca con aeratore compatibile con art. 001 - l.240 mm Spout with aerator compatible with art. 001 - l.240 mm | Finiture - Finishes EUR CR BO NO ST CR BO NO ST CR BO NO ST |
|  | ZBOC110 Bocca con aeratore compatibile con artt. 104-104.70 - l.150 mm Spout with aerator compatible with artt. 104-104.70 - l.150 mm ZBOC108 Bocca standard con aeratore per artt. 105-105.70 - l.200 mm Standard spout with aerator for artt. 105-105.70 - l.200 mm ZBOC109 Bocca con aeratore compatibile con artt. 106-106.70 - l.240 mm Spout with aerator compatible with artt. 106-106.70 - l.240 mm | Finiture - Finishes EUR CR BO NO ST CR BO NO ST CR BO NO ST |



ZCAL007 Calotta per miscelatori a parete per artt. 022-023-026-161-168-168D
Nut for wall mounted mixers for artt. 022-023-026-161-168-168D

Finiture - Finishes **EUR**
CR
BO
NO
ST



ZCANA023 Canna tubo diritta con aeratore interasse 200 mm per art. 161
Straight tube spout with aerator for art. 161, distance between centres 200 mm

Finiture - Finishes **EUR**
CR
BO
NO
ST



ZCAP034 Cappuccio sottoleva in metallo per artt. 001-010-015-018-019-022-023-026-040-041-161-168D / BOX010-015
Metal under lever cap for artt. 001-010-015-018-019-022-023-026-040-041-161-168D / BOX010-015

ZCAP062 Cappuccio sottoleva in metallo per artt. 104-104..70-105-105..70-106..70
Metal under lever cap for artt. 104-104..70-105-105..70-106..70

Finiture - Finishes **EUR**
CR
BO
NO
ST
CR
BO
NO
ST



ZCAP066 Cappuccio per deviatore per artt. 018-019
Cover for diverter for artt. 018-019

Finiture - Finishes **EUR**
CR
BO
NO
ST



ZCAP073 Cappuccio sottoleva in metallo per artt. 071-071K-075-081-081K-085-131-131K-135
Metal under lever cap for artt. 071-071K-075-081-081K-085-131-131K-135

Finiture - Finishes **EUR**
CR
BO
NO
ST



ZDEV003 Deviatore completo per miscelatore vasca artt. 022-023-026
Diverter for bath/shower mixer artt. 022-023-026

Finiture - Finishes **EUR**
CR
BO
NO
ST











ZDEV007 Deviatore completo per miscelatore bordo vasca artt. 040-041
Diverter for deck mounted bath mixer artt. 040-041

Finiture - Finishes **EUR**
CR
BO
NO
ST



ZDEV048 Deviatore completo per miscelatore incasso artt. 001-015
Diverter for concealed mixer artt. 001-015

Finiture - Finishes **EUR**
CR
BO
NO
ST

| | | |
|---|---|---|
|  | ZDEV100 Deviatore completo per tutti gli artt. BOX015 Complete diverter for all artt. BOX015 | Finiture - Finishes EUR CR BO NO ST |
|  | ZDOC117 Doccia PREMIUM (monogetto) in metallo per artt. 001-023-026-040-041-168D PREMIUM metal hand-shower (single spray) for artt. 001-023-026-040-041-168D | Finiture - Finishes EUR CR BO NO ST |
|  | ZECC029 Eccentrico con rosone 1/2"x 3/4" per miscelatori a parete Adjustable centre 1/2"x 3/4" for wall mounted mixers | Finiture - Finishes EUR CR BO NO ST |
|  | ZFIS028 Set fissaggio per miscelatore bordo vasca artt. 040-041 Fixing set for mixer artt. 040-041 | Finiture - Finishes EUR |
|  | ZFIS043 Set fissaggio per artt. 071-071K-075-081-081K-085-131-131K-135 Fixing set for artt. 071-071K-075-081-081K-085-131-131K-135 | Finiture - Finishes EUR |
|  | ZFIS121 Set di fissaggio per bocca bordo vasca per artt. 040 3/4 Fixing kit for spout for artt. 040 ZFIS122 Fissaggio per base doccia per artt. 040-041 Fixing kit for shower base for artt. 040-041 | Finiture - Finishes EUR |
|  | ZFLO009 Flessibile ottone doppia aggraffatura F1/2" - M15x1 mm.1500 con calotta conica e peso ecologico per artt. 040-041 F1/2" - M15x1 mm.1500 twist-free double interlock brass flexible hose with conical nut and weight for artt. 040-041 | Finiture - Finishes EUR CR ST |
|  | ZFLO001 Flessibile 1500mm doppia aggraffatura e calotta conica per artt. 168D Flexible hose 1500mm double interlock and conical nut for artt. 168D ZFLO018 Flessibile 1500mm doppia aggraffatura e doppia calotta conica per artt. 001-023-026 Flexible hose 1500mm double interlock and double conical nut for artt. 001-023-026 ZFLO075 Flessibile 150 cm Lusso con calotta conica girevole per artt. 168D Luxury twist-free brass flexible hose 150 cm with conical nut for artt. 168D | Finiture - Finishes EUR CR CR ST ST |



ZFLO071 Flessibile PVC colorato 1/2"x1/2"G - 1500mm per artt. 023-024-026-168D (BO-NO)
1/2"x1/2"G - 1500mm colored PVC hose for artt. 023-024-026-168D (BO-NO)

Finiture - Finishes **EUR**
NO
BO



ZFLX086 Set 5 flex inox per miscelatore bordo vasca artt. 040-041
Set of 5 stainless steel hoses for artt. 040-041

Finiture - Finishes **EUR**
CR



ZFLX102 Set 2 flex inox SOFT PEX F3/8 cm. 45 per artt. 071-071K-075-131-131K-135
Set of 2 F3/8 stainless steel hoses cm. 45 SOFT PEX for artt. 071-071K-075-131-131K-135

Finiture - Finishes **EUR**
CRPX

ZFLX140 Set 2 flex inox SOFT PEX F3/8 cm. 60 per artt. 081-081K-085
Set of 2 F3/8 stainless steel hoses cm. 60 SOFT PEX for artt. 081-081K-085

CRPX



ZGHI010 Ghiera ferma cartuccia per artt. 001-010-015-018-019-022-023-026-040-041-161-168 / BOX010-015
Cartridge fastening ring nut for artt. 001-010-015-018-019-022-023-026-040-041-161-168 / BOX010-015

Finiture - Finishes **EUR**



ZGHI027 Ghiera per deviatore M37x1.5 per artt. 018-019
M37x1.5 ring nut for diverter for artt. 018-019

Finiture - Finishes **EUR**



ZGHI030 Ghiera ferma cartuccia M30x1 per artt. 071-071K-075-081-081K-085-104-104..70-105-105..70-106-106..70-131-131K-135
M30x1 cartridge fastening ring nut for artt. 071-071K-075-081-081K-085-104-104..70-105-105..70-106-106..70-131-131K-135

Finiture - Finishes **EUR**
CR



ZLEV207 Leva completa Tilt per artt. 001-010-015-018-019-022-023-026-040-041-161-168-168D / BOX010-015
Tilt lever for artt. 001-010-015-018-019-022-023-026-040-041-161-168-168D / BOX010-015

Finiture - Finishes **EUR**
CR
BO
NO
ST

ZLEV208 Leva completa Tilt per artt. 071-071K-075-081-081K-085
Tilt lever for artt. 071-071K-075-081-081K-085







CR
BO
NO
ST

ZLEV209 Leva completa Tilt per artt. 131-131K-135
Tilt lever for artt. 131-131K-135

CR
BO
NO
ST

ZLEV210 Leva completa Tilt per artt. 104-104..70-105-105..70-106-106..70
Tilt lever for artt. 104-104..70-105-105..70-106-106..70

CR
BO
NO
ST

| | | | | |
|---|----------------|---|--|------------|
|  | ZMAN130 | Maniglia per cartuccia deviatore per art. 019 Complete handle for diverter cartridge for art. 019 | Finiture - Finishes CR BO NO ST | EUR |
| | ZMAN138 | Maniglia per cartuccia deviatore per art. 018 Complete handle for diverter cartridge for art. 018 | CR BO NO ST | |
|  | ZPIA026 | Piastra 1 foro con guarnizione per art. 010 / 110 x 110 mm One-hole wall plate with gasket for art. 010 / 110 x 110 mm | Finiture - Finishes CR CR/M BO/M NO/M ST/M | EUR |
| | ZPIA027 | Piastra 2 fori con guarnizioni per art. 015 / L.120 x h.190 mm Two-hole wall plate with gaskets for art. 015 / L.120 x h.190 mm | Finiture - Finishes CR CR/M BO/M NO/M ST/M | EUR |
|  | ZPIA056 | Piastra 4 fori in acciaio inox con guarnizioni per art. 001 / L.350 x h.120 mm Four-hole stainless steel wall plate with gaskets for art. 001 / L.350 x h.120 mm | Finiture - Finishes CR BO NO ST | EUR |
| | ZPIA073 | Piastra rettangolare in ABS 1 foro con OR per art. BOX010 / 154x192 mm ABS rectangular one-hole wall plate with OR for art. BOX010 / 154x192mm | Finiture - Finishes CR | EUR |
|  | ZPIA075 | Piastra rettangolare in ABS 2 fori con OR per art. BOX015 / 154x192 mm ABS rectangular two-hole wall plate with OR for art. BOX015 / 154x192mm | Finiture - Finishes CR | EUR |
| | ZPIA153 | Piastra rettangolare in acciaio inox 2 fori con OR per art. BOX015 / 154x192 mm Stainless steel rectangular two-hole wall plate with OR for art. BOX015 / 154x192mm | BO/M NO/M ST/M | |
|  | ZPIA091 | Piastra con guarnizioni per miscelatore incasso (2 uscite) per art. 018 / L.120 x h.190 mm Wall plate with gaskets for concealed shower mixer (2 outlets) for art. 018 / L.120 x h.190 mm | Finiture - Finishes CR CR/M BO/M NO/M ST/M | EUR |
| | ZPIA090 | Piastra con guarnizioni per miscelatore incasso (3 uscite) per art. 019 / L.120 x h.190 mm Wall plate with gaskets for concealed shower mixer (3 outlets) for art. 019 / L.120 x h.190 mm | CR CR/M BO/M NO/M ST/M | |
|  | ZPIA108 | Piastra in acciaio inox con guarnizione per miscelatore per artt. 104..70-105..70-106..70 / 70 x 70 mm One-hole stainless steel wall plate with gasket for mixer for art. 104..70-105..70-106..70 / 70 x 70 mm | Finiture - Finishes CR BO NO ST | EUR |



ZPIA109 Piastra in acciaio inox con guarnizione per bocca per artt. 104..70-105..70-106..70 / 70 x 70 mm
One-hole stainless steel wall plate with gasket for spout for art. 104..70-105..70-106..70 / 70 x 70 mm

Finiture - Finishes **EUR**
CR
BO
NO
ST



ZPIA110 Piastra in acciaio inox 2 fori con guarnizioni per artt. 104-105-106 / L.250 x h.100 mm
Two-hole stainless steel wall plate with gaskets for artt. 104-105-106 / L.250 x h.100 mm

Finiture - Finishes **EUR**
CR
BO
NO
ST



ZRAC022 Raccordo 1/2" con OR per artt. 001-168-168D
1/2" connection with OR for artt. 001-168-168D

Finiture - Finishes **EUR**
CR
BO
NO
ST



ZRAC084 Raccordo 3/4" con OR per artt. 161
3/4" connection with OR for artt. 161

Finiture - Finishes **EUR**
CR
BO
NO
ST



ZSED001 Sede per miscelatori a parete per artt. 022-023-026-161-168-168D
Wall mounted single lever mixer seat for artt. 022-023-026-161-168-168D

Finiture - Finishes **EUR**
CR



ZVIT092 Cartuccia deviatore (2 uscite) Ø32 mm per artt. 018
Diverter cartridge (2 outlets) Ø32 mm per art. 018
ZVIT091 Cartuccia deviatore (3 uscite) Ø32 mm per artt. 019
Diverter cartridge (3 outlets) Ø32 mm per art. 019

Finiture - Finishes **EUR**

tango

SNELLA, RAFFINATA, ESSENZIALE

La serie TANGO disegna una linea nuova nell'arredo bagno, in grado di inserirsi con eleganza e integrarsi come elemento d'arredo.

Pur ispirandosi ad una tradizione votata alla semplicità ed alla funzionalità, questa serie trae una nuova interpretazione dell'oggetto giocando sulla potenza espressiva delle forme nella loro essenzialità.

SLIM, ELEGANT, ESSENTIAL

The TANGO series draws a new line in the bathroom furniture, able to fit with elegance and integrate itself as a piece of furniture.

Although inspired by a tradition moved by simplicity and functionality, this collection takes a new interpretation of the object playing on the expressive power of the forms in their essentiality.



tango



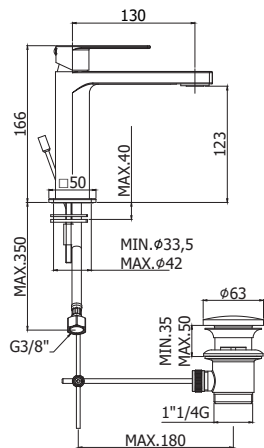
FINITURE | FINISHES

La serie **TANGO** è disponibile nelle seguenti finiture:

TANGO range is available in the following finishes:

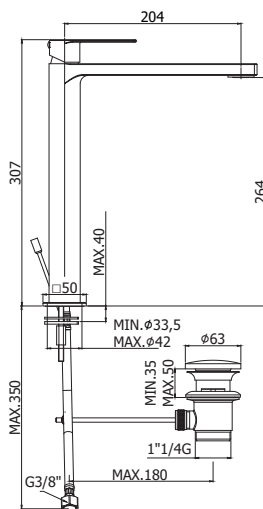
- | | |
|-----------|---------------------------------------|
| CR | cromato chrome plated |
| ST | steel looking steel looking finish |

tango



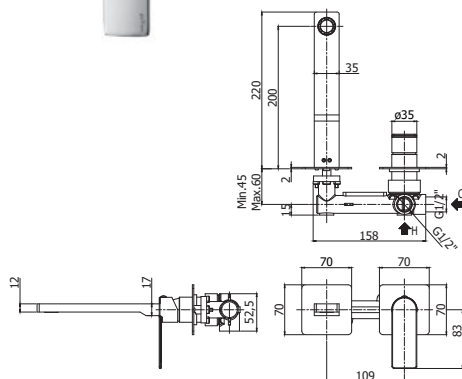
- Miscelatore lavabo completo di:
- aeratore M24x1
 - set 2 flessibili inox 3/8"G
- Wash basin mixer complete with:
- aerator M24x1
 - set of 2 stainless steel hoses 3/8"G

| | Finiture - Finishes | EUR |
|---|---------------------|-----|
| TA 071 . . senza scarico without pop up waste | CR ST | |
| TA 071K . . con scarico Clic-Clac 1"1/4G with 1"1/4G Clic-Clac press top waste | CR | |
| TA 075 . . con scarico automatico 1"1/4G with 1"1/4G pop up waste | CR ST | |



- Miscelatore lavabo prolungato completo di:
- aeratore M24x1
 - set 2 flessibili inox 3/8"G
- Tall wash basin mixer complete with:
- aerator M24x1
 - set of 2 stainless steel hoses 3/8"G

| | Finiture - Finishes | EUR |
|---|---------------------|-----|
| TA 081 . . senza scarico without pop up waste | CR ST | |
| TA 081K . . con scarico Clic-Clac 1"1/4G with 1"1/4G Clic-Clac press top waste | CR | |
| TA 085 . . con scarico automatico 1"1/4G with 1"1/4G pop up waste | CR ST | |

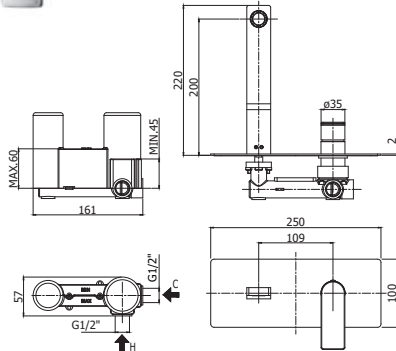


- Miscelatore incasso lavabo completo di:
- piastre in acciaio inox 70x70mm
 - attacchi 1/2"G
- Concealed single lever basin mixer complete with:
- stainless steel wall plates 70x70mm
 - 1/2"G connections

| | Finiture - Finishes | EUR |
|--|---------------------|-----|
| TA 104 . . 70 con bocca e aeratore M24x1 - l. 150mm with spout and aerator M24x1 - l. 150mm | CR ST | |
| TA 105 . . 70 con bocca e aeratore M24x1 - l. 200mm with spout and aerator M24x1 - l. 200mm | CR ST | |
| TA 106 . . 70 con bocca e aeratore M24x1 - l. 240mm with spout and aerator M24x1 - l. 240mm | CR ST | |

- ZPRO 088 . .**
Prolunga per artt. 104 . .70 -105 . . 70-
106 . . 70
• H20mm
Extension for artt. 104 . .70 -105 . . 70-
106 . . 70
• H20mm

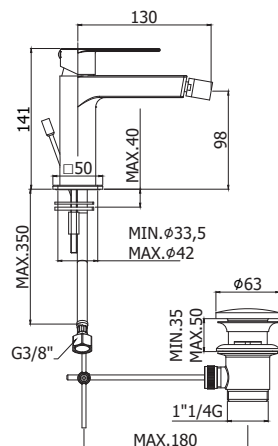




Miscelatore incasso lavabo completo di:
 • piastra in acciaio inox 250x100mm
 • attacchi 1/2"G
 Concealed single lever basin mixer complete with:
 • stainless steel wall plate 250x100mm
 • 1/2"G connections

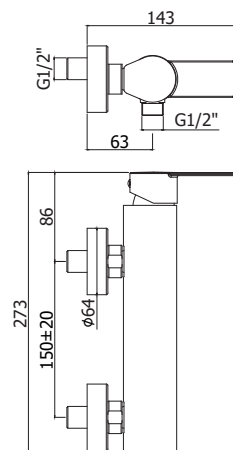
| | Finiture - Finishes | EUR |
|---|---------------------|-----|
| TA 104 . . con bocca e aeratore M24x1 - l. 150mm with spout and aerator M24x1 - l. 150mm | CR ST | |
| TA 105 . . con bocca e aeratore M24x1 - l. 200mm with spout and aerator M24x1 - l. 200mm | CR ST | |
| TA 106 . . con bocca e aeratore M24x1 - l. 240mm with spout and aerator M24x1 - l. 240mm | CR ST | |

ZPRO 088 . .
 Prolunga per artt. 104-105-106
 • H20mm
 Extension for artt. 104-105-106
 • H20mm



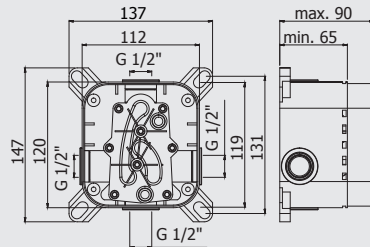

Miscelatore bidet completo di:
 • snodo e aeratore M24x1
 • set 2 flessibili inox 3/8"G
 Bidet mixer complete with:
 • swivel joint and aerator M24x1
 • set of 2 stainless steel hoses 3/8"G

| | Finiture - Finishes | EUR |
|---|---------------------|-----|
| TA 131 . . senza scarico without pop up waste | CR ST | |
| TA 131K . . con scarico Clic-Clac 1"1/4G with 1"1/4G Clic-Clac press top waste | CR | |
| TA 135 . . con scarico automatico 1"1/4G with 1"1/4G pop up waste | CR ST | |



Miscelatore doccia completo di:
 • set 2 eccentrici 1/2"x3/4"G e rosoni
 Shower mixer complete with:
 • set of 2 S-wall-unions 1/2"x3/4"G and wall-plates

| | Finiture - Finishes | EUR |
|--|---------------------|-----|
| TA 168 . . senza set doccia • con attacco inferiore 1/2"G without shower set • with 1/2"G lower connection | CR ST | |
| TA 168D . . con supporto a muro snodato in ABS • con doccia e flessibile with ABS joint wall bracket • with hand-shower and flexible hose | CR ST | |



⚠ PIASTRA METALLO - METAL PLATE
min.77mm - max 90 mm

Set incasso universale per miscelatori doccia completo di:

- corpo incasso
- box

Universal concealed Box for mixers complete with:

- concealed body
- box

PBOX 001

Finiture - Finishes

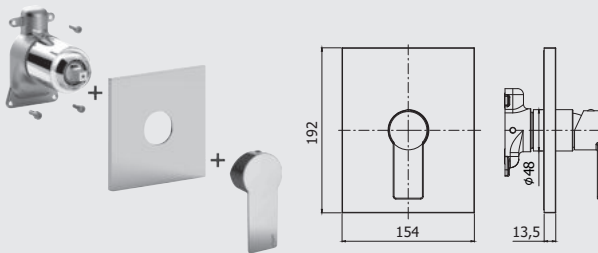
EUR

senza set esterno

without external set

*Da abbinare solo con TA BOX010 - TA BOX015

*To be completed only with TA BOX010 - TA BOX015



Set esterno miscelatore incasso doccia (1 uscita) completo di:

- corpo miscelatore
- piastra in ABS 154x192mm e leva

External set for concealed shower mixer (1 outlet) complete with:

- mixer body
- ABS wall plate 154x192mm and lever

TA BOX010 . .

Finiture - Finishes

EUR

senza deviatore

CR

without diverter

*Da abbinare solo con PBOX 001

*To be completed only with PBOX 001

ZPRO BOX010 . .

Prolunga per art. BOX010

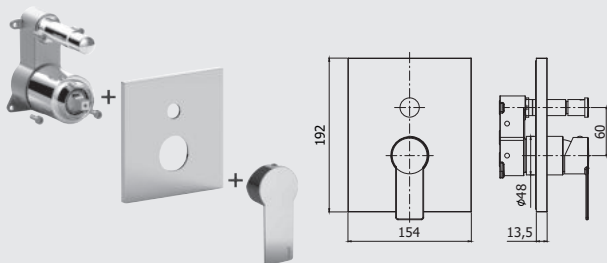
- H30mm

Extension for art. BOX010

- H30mm



CR



Set esterno miscelatore incasso doccia (2 uscite) completo di:

- corpo miscelatore
- piastra in ABS 154x192mm e leva

External set for concealed shower mixer (2 outlets) complete with:

- mixer body
- ABS wall plate 154x192mm and lever

TA BOX015 . .

Finiture - Finishes

EUR

con deviatore a pulsante

CR

163,30

with push diverter

ST/M

278,20

*CR con piastra ABS - ST/M con piastra in Acciaio inox

*CR with ABS wall plate - ST/M with Stainless steel wall plate

*Da abbinare solo con PBOX 001

*To be completed only with PBOX 001

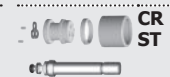
ZPRO BOX015 . .

Prolunga con deviatore per art. BOX015

- H30mm

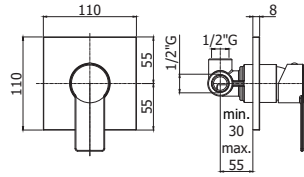
Extension with diverter for art. BOX015

- H30mm



CR

ST



Miscelatore incasso doccia (1 uscita) completo di:
 • piastra 110x110mm
 • attacchi 1/2" G
 Concealed shower mixer (1 outlet) complete with:
 • wall plate 110x110mm
 • 1/2" G connections

| TA 010 . . | Finiture - Finishes | EUR |
|-------------------------------------|---------------------|-----|
| senza deviatore without diverter | CR CR/M ST/M | |

***CR con piastra ABS - CR/M ST/M con piastra in Acciaio inox**
***CR with ABS wall plate - CR/M ST/M with Stainless steel wall plate**

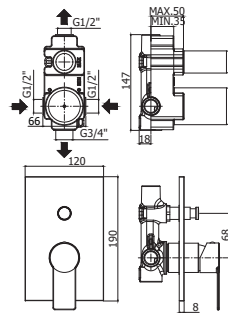
* Per set incasso/esterno separati (v. capitolo Incassi Projects)
 * For concealed/external set divided (see Concealed mixer Projects chapter)

ZPRO 013 . .

Prolunga per art. 010
 • H43mm
 Extension for art. 010
 • H43mm



CR
ST



Miscelatore incasso doccia (2 uscite) completo di:
 • piastra 120x190mm
 • attacchi calda/fredda e superiore 1/2" G - attacco inferiore 3/4" G
 Concealed shower mixer (2 outlets) complete with:
 • wall plate 120x190mm
 • 1/2" G hot/cold and upper connections - 3/4" G lower connection

| TA 015 . . | Finiture - Finishes | EUR |
|--|---------------------|-----|
| con deviatore a pulsante with push diverter | CR CR/M ST/M | |

***CR con piastra ABS - CR/M ST/M con piastra in Acciaio inox**
***CR with ABS wall plate - CR/M ST/M with Stainless steel wall plate**

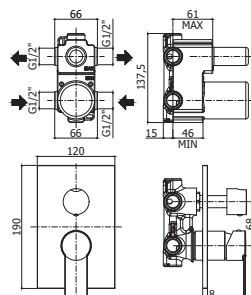
* Per set incasso/esterno separati (v. capitolo Incassi Projects)
 * For concealed/external set divided (see Concealed mixer Projects chapter)

ZPRO 028 . .

Prolunga con deviatore per art. 015
 • H30mm
 Extension with diverter for art. 015
 • H30mm



CR
ST



Miscelatore incasso doccia (2 uscite) completo di:
 • piastra 120x190mm
 • attacchi 1/2" G
 Concealed shower mixer (2 outlets) complete with:
 • wall plate 120x190mm
 • 1/2" G connections

| TA 018 . . | Finiture - Finishes | EUR |
|---|---------------------|-----|
| con cartuccia deviatore (2 uscite + 1 posizione combinata) with diverter cartridge (2 outlets + 1 combined position) | CR CR/M ST/M | |

***CR con piastra ABS - CR/M ST/M con piastra in Acciaio inox**
***CR with ABS wall plate - CR/M ST/M with Stainless steel wall plate**

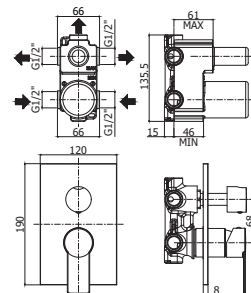
* Per set incasso/esterno separati (v. capitolo Incassi Projects)
 * For concealed/external set divided (see Concealed mixer Projects chapter)

ZPRO 068 . .

Prolunga con deviatore per art. 018-019
 • H30mm
 Extension with diverter for art. 018-019
 • H30mm



CR
ST



Miscelatore incasso doccia (3 uscite) completo di:
 • piastra 120x190mm
 • attacchi 1/2" G
 Concealed shower mixer (3 outlets) complete with:
 • wall plate 120x190mm
 • 1/2" G connections

| TA 019 . . | Finiture - Finishes | EUR |
|--|---------------------|-----|
| con cartuccia deviatore (3 uscite + 3 posizioni combinate) with diverter cartridge (3 outlets + 3 combined positions) | CR CR/M ST/M | |

***CR con piastra ABS - CR/M ST/M con piastra in Acciaio inox**
***CR with ABS wall plate - CR/M ST/M with Stainless steel wall plate**

* Per set incasso/esterno separati (v. capitolo Incassi Projects)
 * For concealed/external set divided (see Concealed mixer Projects chapter)

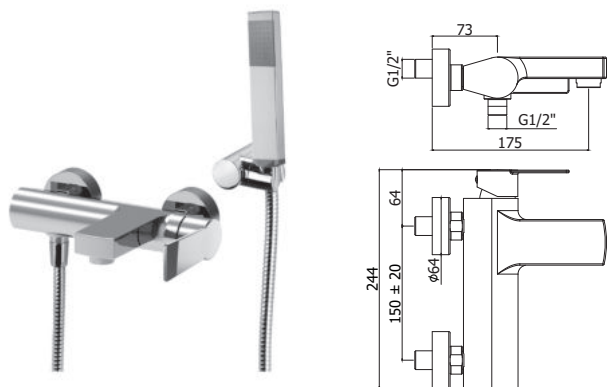
ZPRO 068 . .

Prolunga con deviatore per art. 018-019
 • H30mm
 Extension with diverter for art. 018-019
 • H30mm



CR
ST

tango



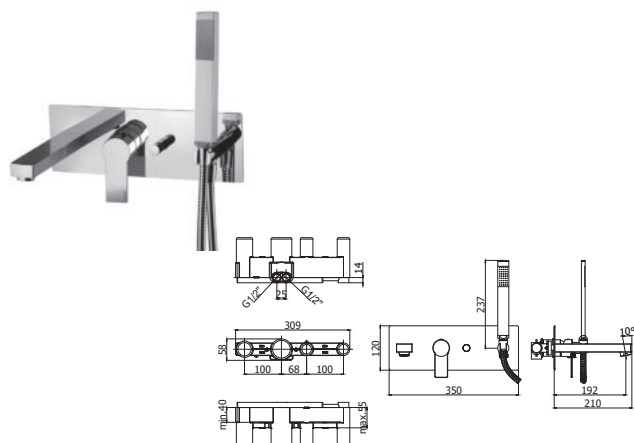
Miscelatore vasca/doccia con deviatore completo di:

- aeratore M28x1
 - set 2 eccentrici 1/2"x3/4"G e rosoni
- Bath/shower mixer with diverter complete with:
- aerator M28x1
 - set of 2 S-wall-unions 1/2"x3/4"G and wall-plates

TA 022 . . **Finiture - Finishes** **EUR**
 senza set doccia **CR**
 without shower set **ST**

TA 023 . . **CR**
 con supporto a muro snodato in ABS **ST**
 • con doccia e flessibile
 with ABS joint wall bracket
 • with hand-shower and flexible hose

TA 026 . . **CR**
 con supporto a muro fisso in ABS
 • con doccia e flessibile
 with ABS fixed wall bracket
 • with hand-shower and flexible hose



Miscelatore incasso vasca/doccia (2 uscite) completo di:

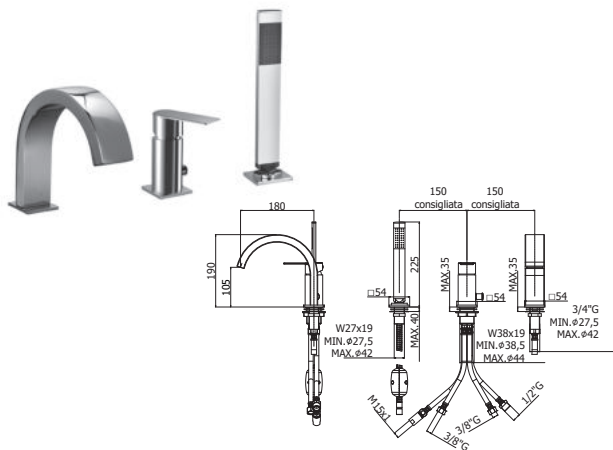
- piastra in acciaio inox 350x120mm
- bocca con aeratore M28x1 - l. 192mm
- doccia e flessibile
- attacchi 1/2"G

Concealed bath/shower mixer (2 outlets) complete with:

- stainless steel wall plate 350x120mm
- spout with aerator M28x1 - l. 192mm
- hand shower and flexible hose
- 1/2"G connections

TA 001 . . **Finiture - Finishes** **EUR**
 con deviatore a pulsante **CR**
 with push diverter **ST**

ZPRO 056 . . **CR**
 Prolunga con deviatore per art. 001 **ST**
 • H20mm
 Extension with diverter for art. 001
 • H20mm



Miscelatore bordo vasca con deviatore completo di:

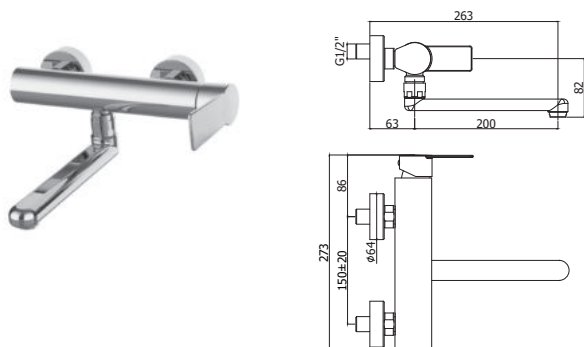
- set 5 flex inox per miscelatore
- doccia e flessibile con piombo

Deck mounted mixer with diverter complete with:

- set of 5 stainless steel hoses for mixer
- hand-shower and flexible hose with weight

TA 040 . . **Finiture - Finishes** **EUR**
 con bocca a cascata (3 fori) **CR**
 with waterfall spout (3 holes) **ST**

TA 041 . . **CR**
 senza bocca erogazione (2 fori) **ST**
 without spout (2 holes)



Miscelatore lavello a muro completo di:






- aeratore M24x1
- attacchi 1/2"G









Wall sink mixer complete with:

- aerator M24x1
- 1/2"G connections

TA 161 . . **Finiture - Finishes** **EUR**
 con canna tubo diritta orientabile - **CR**
 l.200mm **ST**
 with swivel tube straight spout -
 l.200mm

| | | | | |
|----------------|--|--|---|---|
| | ZA91104R | Cartuccia completa Ø 35 mm senza distributore con regolazione per artt. 001-010-015-018-019-022-023-026-040-041-161-168-168D / BOX010-015 Complete cartridge Ø 35 mm without distributor with regulation for artt. 001-010-015-018-019-022-023-026-040-041-161-168-168D / BOX010-015 | Finiture - Finishes EUR | |
| | ZA91231 | Cartuccia completa Ø 25 mm per artt. 104-104..70-105-105..70-106-106..70 Complete cartridge Ø 25 mm for artt. 104-104..70-105-105..70-106-106..70 | Finiture - Finishes EUR | |
| | | ZA91400 | Cartuccia completa Ø 25 mm per artt. 071-071K-075-081-081K-085-131-131K-135 Complete cartridge Ø 25mm for artt. 071-071K-075-081-081K-085-131-131K-135 | Finiture - Finishes EUR |
| | ZAER002 | Aeratore Ø24x1M per artt. 161 Aerator Ø24x1M for artt. 161 | Finiture - Finishes EUR CR ST | |
| ZAER003 | Aeratore Ø28x1M per artt. 001-022-023-026-ZBOC111 Aerator Ø28x1M for artt. 001-022-023-026-ZBOC111 | CR ST | | |
| | ZAER077 | Snodo con aeratore Ø 18 per artt. 131-131K-135 Joint with aerator Ø 18 for artt. 131-131K-135 | Finiture - Finishes EUR CR ST | |
| | ZAER090 | Aeratore M24x1 SLIM AIR con chiavetta per artt. 071-071K-075-081-081K-085-104-104..70-105-105..70-106-106..70 / ZBOC108-ZBOC109-ZBOC110-ZBOC120-ZBOC121-ZBOC122 SLIM AIR Aerator M24x1 with key for artt. 071-071K-075-081-081K-085-104-104..70-105-105..70-106-106..70 / ZBOC108-ZBOC109-ZBOC110-ZBOC120-ZBOC121-ZBOC122 | Finiture - Finishes EUR | |
| | ZACC146 | Valvolina antiritorno Ø15 mm per artt. ZDEV003-ZRAC022 Check-valve Ø15 mm for artt. ZDEV003-ZRAC022 | Finiture - Finishes EUR | |
| | ZAST046 | Asta pomolo snodino Ø4mm piegata per artt. 075-085-135 Bent rod Ø4mm with knob for artt. 075-085-135 | Finiture - Finishes EUR CR ST | |
| ZAST023 | Snodo in ABS per asta scarico per artt. 075-085-135 ABS articulation for rod connection for artt. 075-085-135 | | | |


| | | | | |
|---|-----------------|---|--|------------|
|  | ZBAS055 | Basetta in ottone per bocca bordo vasca per art. 040 Brass base for deck mounted spout for art. 040 | Finiture - Finishes CR ST | EUR |
| | ZBAS107 | Basetta per corpo miscelatore bordo vasca artt. 040-041 Brass base for mixer body on artt. 040-041 | CR ST | |
| | ZBAS109 | Basetta per artt. 071-071K-075-081-081K-085-131-131K-135 Brass base for artt. 071-071K-075-081-081K-085-131-131K-135 | CR ST | |
|  | ZBAS085 | Set basetta con gambo e fissaggio per artt. 040-041 Brass base with threaded stem and fixing kit for artt. 040-041 | Finiture - Finishes CR ST | EUR |
| | | | | |
|  | ZBOC039 | Bocca bordo vasca con basetta e fissaggio per art. 040 Deck mounted spout with brass ring base and fixing set for art. 040 | Finiture - Finishes CR ST | EUR |
| | | | | |
|  | ZBOC065 | Bocca standard con aeratore per art. 001 - l.192 mm Standard spout with aerator for art. 001 - l.192 mm | Finiture - Finishes CR ST | EUR |
| | ZBOC098 | Bocca con aeratore compatibile con art. 001 - l.120 mm Spout with aerator compatible with art. 001 - l.120 mm | CR ST | |
| | ZBOC099 | Bocca con aeratore compatibile con art. 001 - l.240 mm Spout with aerator compatible with art. 001 - l.240 mm | CR ST | |
|  | ZBOC110 | Bocca con aeratore compatibile con artt. 104-104.70 - l.150 mm Spout with aerator compatible with artt. 104-104.70 - l.150 mm | Finiture - Finishes CR ST | EUR |
| | ZBOC108 | Bocca standard con aeratore per artt. 105-105.70 - l.200 mm Standard spout with aerator for artt. 105-105.70 - l.200 mm | CR ST | |
| | ZBOC109 | Bocca con aeratore compatibile con artt. 106-106.70 - l.240 mm Spout with aerator compatible with artt. 106-106.70 - l.240 mm | CR ST | |
|  | ZCAL007 | Calotta per miscelatori a parete per artt. 022-023-026-161-168-168D Nut for wall mounted mixers for artt. 022-023-026-161-168-168D | Finiture - Finishes CR ST | EUR |
| | | | | |
|  | ZCANA023 | Canna tubo diritta con aeratore interasse 200 mm per art. 161 Straight tube spout with aerator for art. 161, distance between centres 200 mm | Finiture - Finishes CR ST | EUR |
| | | | | |
|  | ZCAP034 | Cappuccio sottoleva in metallo per artt. 001-010-015-018-019-022-023-026-040-041-161-168D / BOX010-015 Metal under lever cap for artt. 001-010-015-018-019-022-023-026-040-041-161-168D / BOX010-015 | Finiture - Finishes CR ST | EUR |
| | ZCAP062 | Cappuccio sottoleva in metallo per artt. 071-071K-075-081-081K-085-104-104.70-105-105.70-106.70-131-131K-135 Metal under lever cap for artt. 071-071K-075-081-081K-085-104-104.70-105-105.70-106.70-131-131K-135 | CR ST | |

| | | |
|---|--|---|
|  | ZCAP066 Cappuccio per deviatore per artt. 018-019 Cover for diverter for artt. 018-019 | Finiture - Finishes EUR CR ST |
|  | ZDEV003 Deviatore completo per miscelatore vasca artt. 022-023-026 Diverter for bath/shower mixer artt. 022-023-026 | Finiture - Finishes EUR CR ST |
|  | ZDEV007 Deviatore completo per miscelatore bordo vasca artt. 040-041 Diverter for deck mounted bath mixer artt. 040-041 | Finiture - Finishes EUR CR ST |
|  | ZDEV048 Deviatore completo per miscelatore incasso artt. 001-015 Diverter for concealed mixer artt. 001-015 | Finiture - Finishes EUR CR ST |
|  | ZDEV100 Deviatore completo per tutti gli artt. BOX015 Complete diverter for all artt. BOX015 | Finiture - Finishes EUR CR |
|  | ZDOC117 Doccia PREMIUM (monogetto) in metallo per artt. 001-023-026-040-041-168D PREMIUM metal hand-shower (single spray) for artt. 001-023-026-040-041-168D | Finiture - Finishes EUR CR ST |
|  | ZECC029 Eccentrico con rosone 1/2"x 3/4" per miscelatori a parete Adjustable centre 1/2"x 3/4" for wall mounted mixers | Finiture - Finishes EUR CR ST |
|  | ZFIS028 Set fissaggio per miscelatore bordo vasca artt. 040-041 Fixing set for mixer artt. 040-041 | Finiture - Finishes EUR |



ZFIS043 Set fissaggio per artt. 071-071K-075-081-081K-085-131-131K-135
Fixing set for artt. 071-071K-075-081-081K-085-131-131K-135

Finiture - Finishes **EUR**



ZFIS121 Set di fissaggio per bocca bordo vasca per art. 040
3/4 Fixing kit for spout for art. 040
ZFIS122 Fissaggio per base doccia per artt. 040-041
Fixing kit for shower base for artt. 040-041

Finiture - Finishes **EUR**



ZFLO001 Flessibile 1500mm doppia aggraffatura e calotta conica per art. 168D
Flexible hose 1500mm double interlock and conical nut for art. 168D
ZFLO018 Flessibile 1500mm doppia aggraffatura e doppia calotta conica per artt. 001-023-026
Flexible hose 1500mm double interlock and double conical nut for artt. 001-023-026
ZFLO075 Flessibile 150 cm Lusso con calotta conica girevole per art. 168D
Luxury twist-free brass flexible hose 150 cm with conical nut for art. 168D

Finiture - Finishes **EUR**



ZFLO009 Flessibile ottone doppia aggraffatura F1/2" - M15x1 mm.1500 con calotta conica e peso ecologico per artt. 040-041
F1/2" - M15x1 mm.1500 twist-free double interlock brass flexible hose with conical nut and weight for artt. 040-041

Finiture - Finishes **EUR**



ZFLX086 Set 5 flex inox per miscelatore bordo vasca artt. 040-041
Set of 5 stainless steel hoses for artt. 040-041

Finiture - Finishes **EUR**



ZFLX102 Set 2 flex inox SOFT PEX F3/8 cm. 45 per artt. 071-071K-075-081-081K-085-131-131K-135
Set of 2 F3/8 stainless steel hoses cm. 45 SOFT PEX for artt. 071-071K-075-081-081K-085-131-131K-135

Finiture - Finishes **EUR**
CRPX














ZGHI010 Ghiera ferma cartuccia per artt. 001-010-015-018-019-022-023-026-040-041-161-168 / BOX010-015
Cartridge fastening ring nut for artt. 001-010-015-018-019-022-023-026-040-041-161-168 / BOX010-015

Finiture - Finishes **EUR**



ZGHI027 Ghiera per deviatore M37x1.5 per artt. 018-019
M37x1.5 ring nut for diverter for artt. 018-019

Finiture - Finishes **EUR**

| | | Finiture - Finishes | EUR |
|---|--|----------------------------|------------|
|  | ZGH1030 Ghiera ferma cartuccia M30x1 per artt. 071-071K-075-081-081K-085-104-104..70-105-105..70-106-106..70-131-131K-135 M30x1 cartridge fastening ring nut for artt. 071-071K-075-081-081K-085-104-104..70-105-105..70-106-106..70-131-131K-135 | CR | |
|  | ZLEV179 Leva completa Tango per artt. 001-010-015-018-019-022-023-026-040-041-161-168-168D / BOX010-015 Tango lever for artt. 001-010-015-018-019-022-023-026-040-041-161-168-168D / BOX010-015 | CR ST | |
|  | ZLEV180 Leva completa Tango per artt. 071-071K-075-081-081K-085-104-104..70-105-105..70-106-106..70-131-131K-135 Tango lever for artt. 071-071K-075-081-081K-085-104-104..70-105-105..70-106-106..70-131-131K-135 | CR ST | |
|  | ZMAN130 Maniglia per cartuccia deviatore per art. 019 Complete handle for diverter cartridge for art. 019 | CR ST | |
|  | ZMAN138 Maniglia per cartuccia deviatore per art. 018 Complete handle for diverter cartridge for art. 018 | CR ST | |
|  | ZPIA026 Piastra 1 foro con guarnizione per art. 010 / 110 x 110 mm One-hole wall plate with gasket for art. 010 / 110 x 110 mm | CR CR/M ST/M | |
|  | ZPIA027 Piastra 2 fori con guarnizioni per art. 015 / L.120 x h.190 mm Two-hole wall plate with gaskets for art. 015 / L.120 x h.190 mm | CR CR/M ST/M | |
|  | ZPIA056 Piastra 4 fori in acciaio inox con guarnizioni per art. 001 / L.350 x h.120 mm Four-hole stainless steel wall plate with gaskets for art. 001 / L.350 x h.120 mm | CR ST | |
|  | ZPIA073 Piastra rettangolare in ABS 1 foro con OR per art. BOX010 / 154x192 mm ABS rectangular one-hole wall plate with OR for art. BOX010 / 154x192mm | CR | |
|  | ZPIA075 Piastra rettangolare in ABS 2 fori con OR per art. BOX015 / 154x192 mm ABS rectangular two-hole wall plate with OR for art. BOX015 / 154x192mm | CR | |
|  | ZPIA153 Piastra rettangolare in acciaio inox 2 fori con OR per art. BOX015 / 154x192 mm Stainless steel rectangular two-hole wall plate with OR for art. BOX015 / 154x192mm | ST/M | |


ZPIA091

Piastra con guarnizioni per miscelatore incasso (2 uscite) per art. 018 / L.120 x h.190 mm
Wall plate with gaskets for concealed shower mixer (2 outlets) for art. 018 / L.120 x h.190 mm

ZPIA090

Piastra con guarnizioni per miscelatore incasso (3 uscite) per art. 019 / L.120 x h.190 mm
Wall plate with gaskets for concealed shower mixer (3 outlets) for art. 019 / L.120 x h.190 mm

Finiture - Finishes
**CR
CR/M
ST/M**
EUR

ZPIA108

Piastra in acciaio inox con guarnizione per miscelatore per artt. 104..70-105..70-106..70 / 70 x 70 mm
One-hole stainless steel wall plate with gasket for mixer for artt. 104..70-105..70-106..70 / 70 x 70 mm

Finiture - Finishes
**CR
ST**
EUR

ZPIA109

Piastra in acciaio inox con guarnizione per bocca per artt. 104..70-105..70-106..70 / 70 x 70 mm
One-hole stainless steel wall plate with gasket for spout for artt. 104..70-105..70-106..70 / 70 x 70 mm

Finiture - Finishes
**CR
ST**
EUR

ZPIA110

Piastra in acciaio inox 2 fori con guarnizioni per artt. 104-105-106 / L.250 x h.100 mm
Two-hole stainless steel wall plate with gaskets for artt. 104-105-106 / L.250 x h.100 mm

Finiture - Finishes
**CR
ST**
EUR

ZRAC022

Raccordo 1/2" con OR per artt. 001-168-168D
1/2" connection with OR for artt. 001-168-168D

Finiture - Finishes
**CR
ST**
EUR

ZRAC084

Raccordo 3/4" con OR per art. 161
3/4" connection with OR for art. 161

Finiture - Finishes
**CR
ST**
EUR

ZSED001

Sede per miscelatori a parete per artt. 022-023-026-161-168-168D
Wall mounted single lever mixer seat for artt. 022-023-026-161-168-168D

Finiture - Finishes
CR
EUR

ZVIT092

Cartuccia deviatore (2 uscite) Ø32 mm per art. 018
Diverter cartridge (2 outlets) Ø32 mm for art. 018

ZVIT091

Cartuccia deviatore (3 uscite) Ø32 mm per art. 019
Diverter cartridge (3 outlets) Ø32 mm for art. 019

Finiture - Finishes
EUR

light

RAFFINATA

Piccolo fiore all'occhiello per eleganza e raffinatezza, la serie LIGHT si distingue per l'armonia della sua forma rotonda. Di particolare rilievo i modelli a pavimento: miscelatore lavabo e il miscelatore vasca con doccetta e deviatore.

REFINED

Small flagship for elegance and refinement, LIGHT series shines for the harmony of proportions and the simplicity of its round shape. Of particular importance, LIGHT line is completed by the floor mounting models: free standing basin mixer and free standing bath mixer with hand shower and diverter.



FINITURE | FINISHES

La serie **LIGHT** è disponibile nelle seguenti finiture:
LIGHT range is available in the following finishes:

| | |
|-------------|---|
| CR | cromato chrome plated |
| BO | bianco opaco matt white finish |
| NO | nero opaco matt black finish |
| HG | finitura honey gold honey gold finish |
| HGSP | finitura honey gold spazzolato brushed honey gold finish |
| ST | steel looking steel looking finish |

VARIANTI | VARIANTS

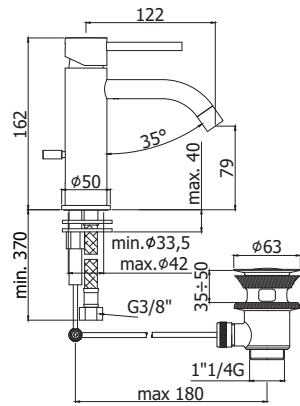


LIG
LEVA LIGHT CLASSIC
LIGHT CLASSIC HANDLE



LIGX
LEVA CILINDRO
CYLINDER HANDLE

light



- Miscelatore lavabo completo di:
- aeratore M16x1
 - set 2 flessibili inox 3/8"G
- Wash basin mixer complete with:
- aerator M16x1
 - set of 2 stainless steel hoses 3/8"G

LIG 071 . . senza scarico
without pop up waste

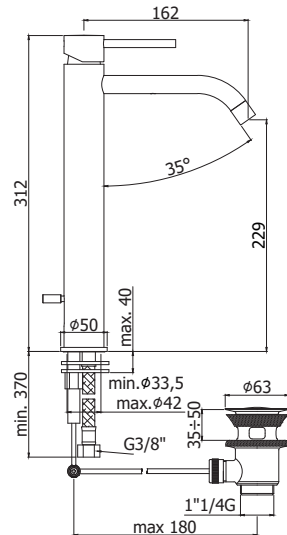
| Finiture - Finishes | EUR |
|---------------------|-----|
| CR | |
| BO | |
| NO | |
| HG | |
| HGSP | |
| ST | |

LIG 071K . . con scarico Clic-Clac 1"1/4G
with 1"1/4G Clic-Clac press top waste

| |
|------|
| CR |
| BO |
| NO |
| HG |
| HGSP |
| ST |

LIG 075 . . con scarico automatico 1"1/4G
with 1"1/4G pop up waste

| |
|------|
| CR |
| BO |
| NO |
| HG |
| HGSP |
| ST |



- Miscelatore lavabo prolungato completo di:
- aeratore M16x1
 - set 2 flessibili inox 3/8"G
- Tall wash basin mixer complete with:
- aerator M16x1
 - set of 2 stainless steel hoses 3/8"G

LIG 081 . . senza scarico
without pop up waste

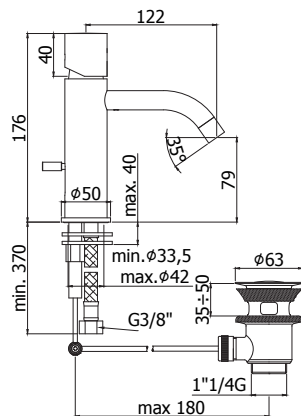
| Finiture - Finishes | EUR |
|---------------------|-----|
| CR | |
| BO | |
| NO | |
| HG | |
| HGSP | |
| ST | |

LIG 081K . . con scarico Clic-Clac 1"1/4G
with 1"1/4G Clic-Clac press top waste

| |
|------|
| CR |
| BO |
| NO |
| HG |
| HGSP |
| ST |

LIG 085 . . con scarico automatico 1"1/4G
with 1"1/4G pop up waste

| |
|------|
| CR |
| BO |
| NO |
| HG |
| HGSP |
| ST |



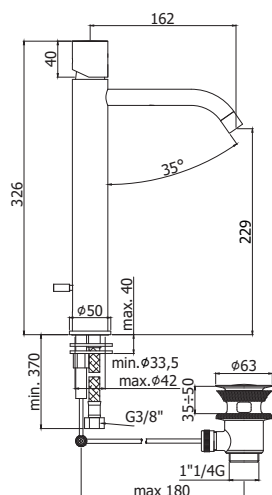
- Miscelatore lavabo completo di:
- aeratore M16x1
 - set 2 flessibili inox 3/8"G
- Wash basin mixer complete with:
- aerator M16x1
 - set of 2 stainless steel hoses 3/8"G

LIGX 071 . . senza scarico
without pop up waste

| Finiture - Finishes | EUR |
|---------------------|-----|
| CR | |
| NO | |
| ST | |

LIGX 075 . . con scarico automatico 1"1/4G
with 1"1/4G pop up waste

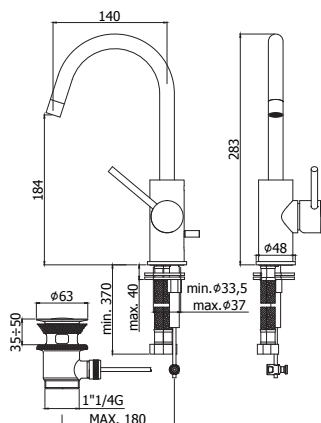
| |
|----|
| CR |
| NO |
| ST |



Miscelatore lavabo prolungato completo di:
 • aeratore M16x1
 • set 2 flessibili inox 3/8" G
 Tall wash basin mixer complete with:
 • aerator M16x1
 • set of 2 stainless steel hoses 3/8" G

| LIGX 081 . . | Finiture - Finishes | EUR |
|----------------------|---------------------|-----|
| senza scarico | CR | |
| without pop up waste | NO | |
| | ST | |

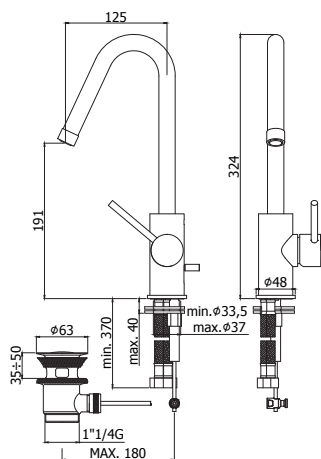
| LIGX 085 . . | Finiture - Finishes | EUR |
|-------------------------------|---------------------|-----|
| con scarico automatico 1"1/4G | CR | |
| with 1"1/4G pop up waste | NO | |
| | ST | |



Miscelatore lavabo con canna orientabile completo di:
 • aeratore M16x1
 • set 2 flessibili inox 3/8" G
 Wash basin mixer with swivelling spout complete with:
 • aerator M16x1
 • set of 2 stainless steel hoses 3/8" G

| LIG 077 . . | Finiture - Finishes | EUR |
|-------------------------------|---------------------|-----|
| con scarico automatico 1"1/4G | CR | |
| with 1"1/4G pop up waste | | |

| LIG 078 . . | Finiture - Finishes | EUR |
|----------------------|---------------------|-----|
| senza scarico | CR | |
| without pop up waste | BO | |
| | NO | |
| | HG | |
| | HGSP | |
| | ST | |



Miscelatore lavabo con canna orientabile completo di:
 • canna orientabile con aeratore M22x1
 • set 2 flessibili inox 3/8" G
 Wash basin mixer with swivelling spout complete with:
 • swivelling spout with aerator M22x1
 • set of 2 stainless steel hoses 3/8" G

| LIG 978 . . | Finiture - Finishes | EUR |
|----------------------|---------------------|-----|
| senza scarico | CR | |
| without pop up waste | | |

| LIG 977 . . | Finiture - Finishes | EUR |
|-------------------------------|---------------------|-----|
| con scarico automatico 1"1/4G | CR | |
| with 1"1/4G pop up waste | | |

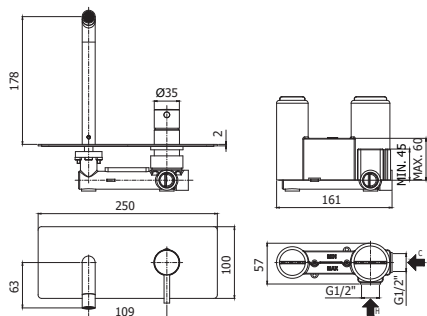


Miscelatore incasso lavabo completo di:
 • piastra in acciaio inox 250x100mm
 • attacchi 1/2"G
 Concealed single lever basin mixer complete with:
 • stainless steel wall plate 250x100mm
 • 1/2"G connections


| LIG 104 . . | Finiture - Finishes | EUR |
|---|---------------------|-----|
| con bocca e aeratore M16x1 - l. 123mm | CR | |
| with spout and aerator M16x1 - l. 123mm | BO | |
| | NO | |
| | HG | |
| | HGSP | |
| | ST | |

| LIG 105 . . | Finiture - Finishes | EUR |
|---|---------------------|-----|
| con bocca e aeratore M16x1 - l. 178mm | CR | |
| with spout and aerator M16x1 - l. 178mm | BO | |
| | NO | |
| | HG | |
| | HGSP | |
| | ST | |

| LIG 106 . . | Finiture - Finishes | EUR |
|---|---------------------|-----|
| con bocca e aeratore M16x1 - l. 248mm | CR | |
| with spout and aerator M16x1 - l. 248mm | BO | |
| | NO | |
| | HG | |
| | HGSP | |
| | ST | |

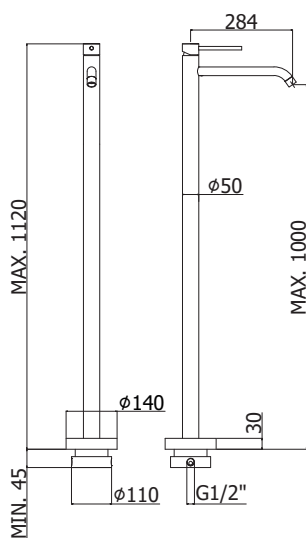


| ZPRO 088 . . | Finiture - Finishes | EUR |
|---------------------------------|---------------------|-----|
| Prolunga per artt. 104-105-106 | CR | |
| • H20mm | BO | |
| Extension for artt. 104-105-106 | NO | |
| • H20mm | HG | |
| | HGSP | |
| | ST | |



Miscelatore lavabo a pavimento completo di:
 • bocca con aeratore M24x1
 • set 2 flessibili inox - M15x1/ L.1080mm
 Free-standing basin mixer complete with:
 • spout with aerator M24x1
 • set of 2 stainless steel hoses - M15x1/ L.1080mm

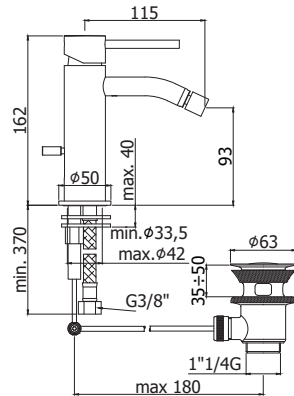
| LIG 031 . . | Finiture - Finishes | EUR |
|--|---------------------|-----|
| * Senza base di fissaggio art. LIG 030 | CR | |
| * Without base for floor mounting art. LIG 030 | NO | |



| LIG 030 . . | Finiture - Finishes | EUR |
|---|---------------------|-----|
| Base incasso per fissaggio a pavimento: | | |
| • per artt. 031-032 | | |
| Concealed base for floor mounting: | | |
| • for artt. 031-032 | | |



light

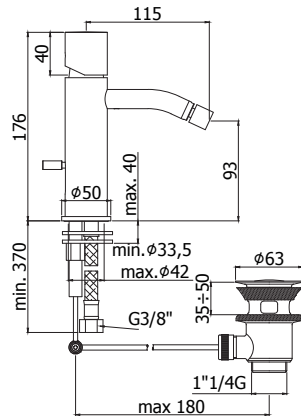


- Miscelatore bidet completo di:
- con snodo e aeratore M16x1
 - set 2 flessibili inox 3/8"G
- Bidet mixer complete with:
- with swivel joint and aerator M16x1
 - set of 2 stainless steel hoses 3/8"G

| LIG 131 . . | Finiture - Finishes | EUR |
|---------------------------------------|------------------------------------|-----|
| senza scarico without pop up waste | CR BO NO HG HGSP ST | |

| LIG 131K . . | Finiture - Finishes | EUR |
|---|------------------------------------|-----|
| con scarico Clic-Clac 1"1/4G with 1"1/4G Clic-Clac press top waste | CR BO NO HG HGSP ST | |

| LIG 135 . . | Finiture - Finishes | EUR |
|---|------------------------------------|-----|
| con scarico automatico 1"1/4G with 1"1/4G pop up waste | CR BO NO HG HGSP ST | |

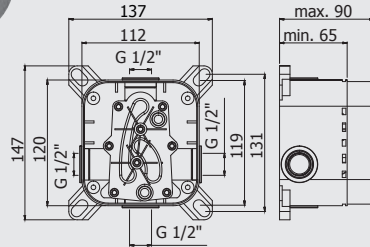



- Miscelatore bidet completo di:
- con snodo e aeratore M16x1
 - set 2 flessibili inox 3/8"G
- Bidet mixer complete with:
- with swivel joint and aerator M16x1
 - set of 2 stainless steel hoses 3/8"G

| LIGX 131 . . | Finiture - Finishes | EUR |
|---------------------------------------|---------------------|-----|
| senza scarico without pop up waste | CR NO ST | |

| LIGX 135 . . | Finiture - Finishes | EUR |
|---|---------------------|-----|
| con scarico automatico 1"1/4G with 1"1/4G pop up waste | CR NO ST | |

light



⚠ PIASTRA METALLO - METAL PLATE
min. 77mm - max 90 mm

Set incasso universale per miscelatori doccia completo di:

- corpo incasso
- box

Universal concealed Box for mixers complete with:

- concealed body
- box

PBOX 001

Finiture - Finishes

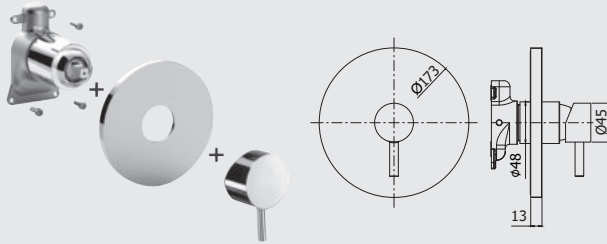
EUR

senza set esterno

without external set

*Da abbinare solo con LIG BOX010 - LIG BOX015

*To be completed only with LIG BOX010 - LIG BOX015



Set esterno miscelatore incasso doccia (1 uscita) completo di:

- corpo miscelatore
- piastra in ABS Ø173mm e leva

External set for concealed shower mixer (1 outlet) complete with:

- mixer body
- ABS wall plate Ø173 mm and lever

LIG BOX010 . .

Finiture - Finishes

EUR

senza deviatore

CR

without diverter

*Da abbinare solo con PBOX 001

*To be completed only with PBOX 001

ZPRO BOX010 . .

Prolunga per art. BOX010

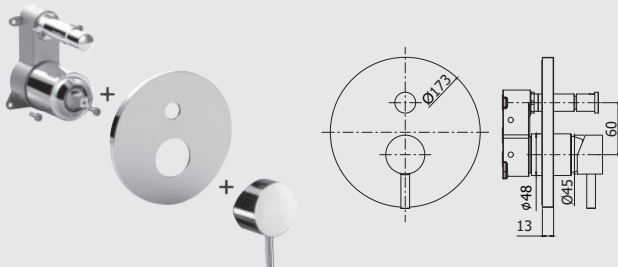
- H30mm

Extension for art. BOX010

- H30mm



CR



Set esterno miscelatore incasso doccia (2 uscite) completo di:

- corpo miscelatore
- piastra Ø173mm e leva

External set for concealed shower mixer (2 outlets) complete with:

- mixer body
- wall plate Ø173mm and lever

LIG BOX015 . .

Finiture - Finishes

EUR

con deviatore a pulsante

with push diverter

CR

BO/M

NO/M

HG/M

HGSP/M

ST/M

*CR con piastra ABS - BO/M NO/M HG/M HGSP/M ST/M con piastra in Acciaio inox

*CR with ABS wall plate - BO/M NO/M HG/M HGSP/M ST/M with Stainless steel wall plate

*Da abbinare solo con PBOX 001

*To be completed only with PBOX 001

ZPRO BOX015 . .

Prolunga con deviatore per art. BOX015

- H30mm

Extension with diverter for art. BOX015

- H30mm



CR

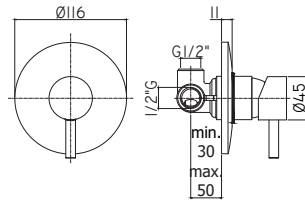
BO

NO

HG

HGSP

ST



Miscelatore incasso doccia (1 uscita) completo di:
 • piastra
 • attacchi 1/2"G
 Concealed shower mixer (1 outlet) complete with:
 • wall plate
 • 1/2"G connections

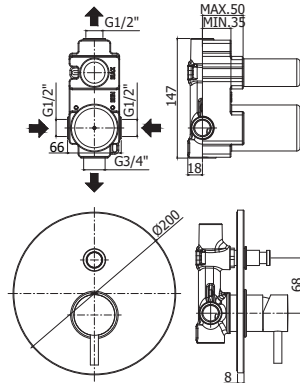
| LIG 010 . . . | Finiture - Finishes | EUR |
|---------------------------------|---------------------|-----|
| senza deviatore | CR | |
| • con piastra in metallo Ø116mm | NO | |
| without diverter | ST | |
| • with metal wall plate Ø116mm | | |
| LIG 011 . . . | | |
| senza deviatore | CR | |
| • con piastra lusso Ø110mm | BO | |
| without diverter | NO | |
| • with luxury wall plate Ø110mm | HG | |
| | HGSP | |
| | ST | |

* Per set incasso/esterno separati (v. capitolo Incassi Projects)
 * For concealed/external set divided (see Concealed mixer Projects chapter)

ZPRO 013 . . .
 Prolunga per art. 010-011
 • H43mm
 Extension for art. 010-011
 • H43mm



CR
 BO
 NO
 HG
 HGSP
 ST



Miscelatore incasso doccia (2 uscite) completo di:
 • piastra in metallo Ø200mm
 • attacchi calda/fredda e superiore 1/2"G - attacco inferiore 3/4"G
 Concealed shower mixer (2 outlets) complete with:
 • metal wall plate Ø200mm
 • 1/2"G hot/cold and upper connections - 3/4"G lower connection

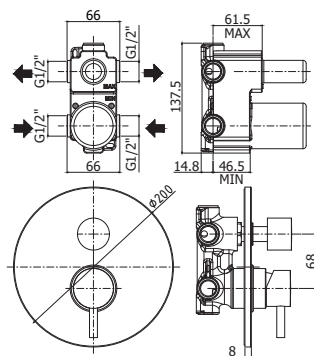
| LIG 015 . . . | Finiture - Finishes | EUR |
|--------------------------|---------------------|-----|
| con deviatore a pulsante | CR | |
| with push diverter | BO | |
| | NO | |
| | HG | |
| | HGSP | |
| | ST | |

* Per set incasso/esterno separati (v. capitolo Incassi Projects)
 * For concealed/external set divided (see Concealed mixer Projects chapter)

ZPRO 028 . . .
 Prolunga con deviatore per art. 015
 • H30mm
 Extension with diverter for art. 015
 • H30mm



CR
 BO
 NO
 HG
 HGSP
 ST



Miscelatore incasso doccia (2 uscite) completo di:
 • piastra in metallo Ø200mm
 • attacchi 1/2"G
 Concealed shower mixer (2 outlets) complete with:
 • metal wall plate Ø200mm
 • 1/2"G connections

| LIG 018 . . . | Finiture - Finishes | EUR |
|--|---------------------|-----|
| con cartuccia deviatore (2 uscite + 1 posizione combinata) | CR | |
| with diverter cartridge (2 outlets + 1 combined position) | BO | |
| | NO | |
| | HG | |
| | HGSP | |
| | ST | |

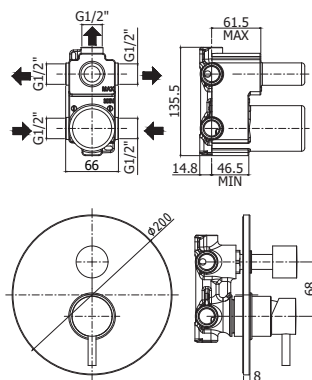
* Per set incasso/esterno separati (v. capitolo Incassi Projects)
 * For concealed/external set divided (see Concealed mixer Projects chapter)

ZPRO 068 . . .
 Prolunga con deviatore per art. 018-019
 • H30mm
 Extension with diverter for art. 018-019
 • H30mm



CR
 BO
 NO
 HG
 HGSP
 ST

light



* Per set incasso/esterno separati (v. capitolo Incassi Projects)
 * For concealed/external set divided (see Concealed mixer Projects chapter)

Miscelatore incasso doccia (3 uscite) completo di:

- piastra in metallo Ø200mm
- attacchi 1/2"G

Concealed shower mixer (3 outlets) complete with:

- metal wall plate Ø200mm
- 1/2"G connections

LIG 019 . .

con cartuccia deviatore (3 uscite + 3 posizioni combinate)

with diverter cartridge (3 outlets + 3 combined positions)

| Finiture - Finishes | EUR |
|---------------------|-----|
| CR | |
| BO | |
| NO | |
| HG | |
| HGSP | |
| ST | |

ZPRO 068 . .

Prolunga con deviatore per artt. 018-019

- H30mm

Extension with diverter for artt. 018-019

- H30mm



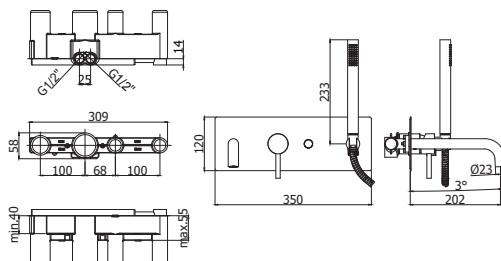
| |
|------|
| CR |
| BO |
| NO |
| HG |
| HGSP |
| ST |

Miscelatore incasso vasca/doccia (2 uscite) completo di:

- piastra in acciaio inox 350x120mm
- bocca con aeratore M18.5x1 - l. 202mm
- doccia Master in metallo e flessibile
- attacchi 1/2"G

Concealed bath/shower mixer (2 outlets) complete with:

- stainless steel wall plate 350x120mm
- spout with aerator M18.5x1 - l. 202mm
- Master metal hand-shower and flexible hose
- 1/2"G connections



LIG 001 . .

con deviatore a pulsante

with push diverter

| Finiture - Finishes | EUR |
|---------------------|-----|
| CR | |
| BO | |
| NO | |
| HG | |
| HGSP | |
| ST | |

ZPRO 056 . .

Prolunga con deviatore per artt. 001

- H20mm

Extension with diverter for artt. 001

- H20mm



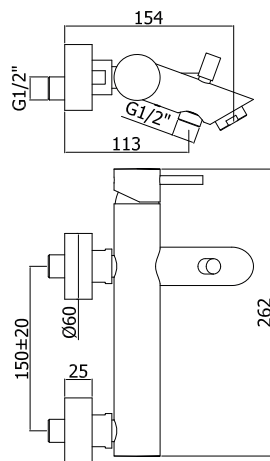
| |
|------|
| CR |
| BO |
| NO |
| HG |
| HGSP |
| ST |

Miscelatore vasca/doccia con deviatore completo di:

- aeratore M28x1
- set 2 eccentrici 1/2"x3/4"G e rosoni

Bath/shower mixer with diverter complete with:

- aerator M28x1
- set of 2 S-wall-unions 1/2"x3/4"G and wall-plates



LIG 022 . .

senza set doccia

without shower set

| Finiture - Finishes | EUR |
|---------------------|-----|
| CR | |
| BO | |
| NO | |
| HG | |
| HGSP | |
| ST | |

LIG 023 . .

con supporto a muro snodato in metallo

with metal joint wall bracket

• con doccia e flessibile
 • with hand-shower and flexible hose

| |
|------|
| CR |
| BO |
| NO |
| HG |
| HGSP |
| ST |

LIG 026 . .

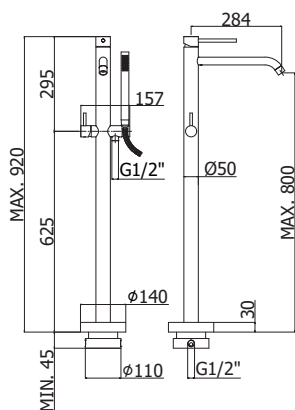
con supporto a muro fisso in ABS

with ABS fixed wall bracket

• con doccia e flessibile
 • with hand-shower and flexible hose

| |
|----|
| CR |
|----|

* CR con doccia BIRILLO/ BO-NO-HG-HGSP-ST con doccia MASTER
 * CR with BIRILLO hand-shower/ BO-NO-HG-HGSP-ST with MASTER hand-shower

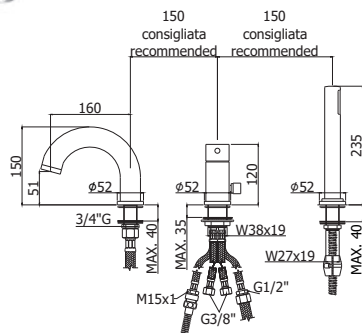


- Miscelatore vasca/doccia a pavimento completo di:
- bocca con aeratore M24x1
 - doccia Master (monogetto) in metallo
 - flessibile PVC argento - 1/2"x1/2" / L.1500mm
 - set 2 flessibili inox - M15x1/L.650 mm
- Free-standing bath/shower mixer complete with:
- spout with aerator M24x1
 - Master (single spray) metal hand-shower
 - silver PVC hose - 1/2"x1/2" / L.1500mm
 - set of 2 stainless steel hoses - M15x1/L.650 mm

| LIG 032 . . | Finiture - Finishes | EUR |
|--|---------------------|-----|
| * Senza base di fissaggio art. LIG 030 | CR | |
| * Without base for floor mounting art. LIG 030 | BO | |
| | NO | |
| | HG | |
| | HGSP | |
| | ST | |

LIG 030 . .

- Base incasso per fissaggio a pavimento:
- per artt. 031-032
- Concealed base for floor mounting:
- for artt. 031-032



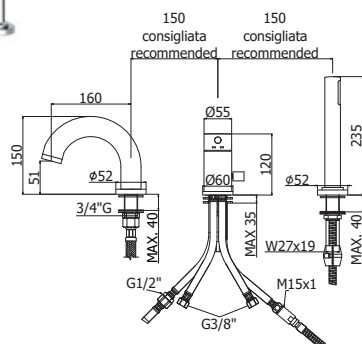
- Miscelatore bordo vasca con deviatore completo di:
- set 5 flex inox per miscelatore
 - doccia e flessibile con piombo
- Deck mounted mixer with diverter complete with:
- set of 5 stainless steel hoses for mixer
 - hand-shower and flexible hose with weight

| LIG 040 L . . | Finiture - Finishes | EUR |
|---|---------------------|-----|
| con bocca e aeratore M28x1 (3 fori) with spout and aerator M28x1 (3 holes) | CR | |

LIG 041 L . .

- senza bocca erogazione (2 fori)
without spout (2 holes)

CR



- Miscelatore bordo vasca con "portata maggiorata" completo di:
- set 5 flex inox per miscelatore
 - doccia e flessibile con piombo
- Deck mounted mixer with "increased flow rate" complete with:
- set of 5 stainless steel hoses for mixer
 - hand-shower and flexible hose with weight

| LIG 047 . . MAX FLOW | Finiture - Finishes | EUR |
|---|---------------------|-----|
| con bocca e aeratore M28x1 (3 fori) with spout and aerator M28x1 (3 holes) | CR | |
| | BO | |
| | NO | |
| | HG | |
| | HGSP | |
| | ST | |

LIG 048 . . MAX FLOW

- senza bocca erogazione (2 fori)
without spout (2 holes)

CR

BO

NO

HG

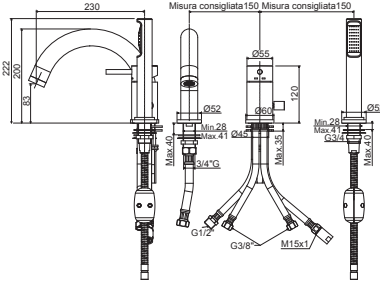
HGSP

ST

* CR con doccia BIRILLO/ BO-NO-HG-HGSP-ST con doccia MASTER
* CR with BIRILLO hand-shower/ BO-NO-HG-HGSP-ST with MASTER hand-shower

light

new



bocca prolungata
long spout

* CR con doccia BIRILLO/ BO-NO-HG-HGSP-ST con doccia MASTER
* CR with BIRILLO hand-shower/ BO-NO-HG-HGSP-ST with MASTER hand-shower

Miscelatore bordo vasca con "portata maggiorata" completo di:

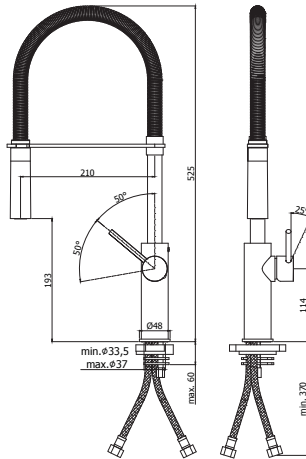
- set 5 flex inox per miscelatore
- doccia e flessibile con piombo

Deck mounted mixer with "increased flow rate" complete with:

- set of 5 stainless steel hoses for mixer
- hand-shower and flexible hose with weight

LIG 046.. Finiture - Finishes **EUR**
con bocca **1.230mm** e aeratore M28x1 (3 fori)
with spout **1.230mm** and aerator M28x1 (3 holes)

- CR
- BO
- NO
- HG
- HGSP
- ST



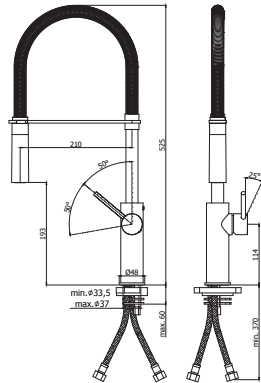
Miscelatore lavello monoforo con canna orientabile completo di:

- doccia Minimal (2 getti) in ABS
- set 2 flessibili inox 3/8"G

One-hole sink mixer with swivelling spout complete with:

- Minimal ABS hand-shower (two spray-functions)
- set of 2 stainless steel hoses 3/8"G

LIG 179.. Finiture - Finishes **EUR**
Professional
Professional **CR**



Miscelatore lavello monoforo con canna orientabile completo di:

- doccia Minimal (2 getti) in ABS
- set 2 flessibili inox 3/8"G

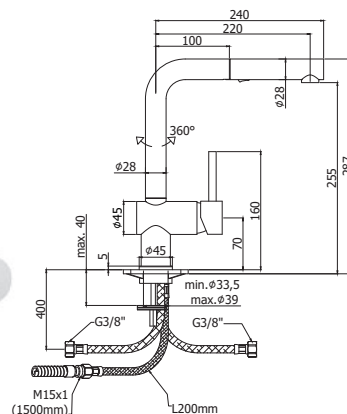
One-hole sink mixer with swivelling spout complete with:

- Minimal ABS hand-shower (two spray-functions)
- set of 2 stainless steel hoses 3/8"G

LIG 179.. Finiture - Finishes **EUR**
Professional
Professional

- CRNO
- NONO
- HGNO
- HGSPNO
- STNO

* **CRNO/NONO/HGNO/HGSPNO/STNO**
Cromo/Nero opaco/Honey gold/Honey gold spazzolato/Steel looking + molla nero opaco
Chrome/Matt black/Honey gold/Brushed honey gold/Steel looking + matt black spring



Miscelatore lavello monoforo con canna orientabile completo di:

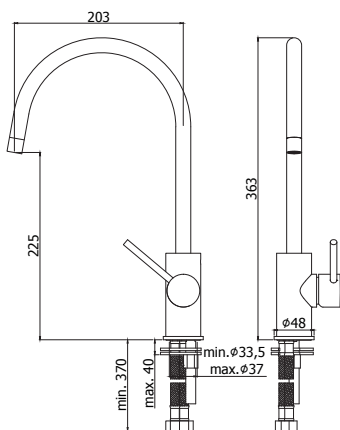
- set 2 flessibili inox 3/8"G
- 1 flessibile inox M15x1
- 1 flessibile nylon 1/2"G x M15x1 L.1500mm con piombo

One-hole sink mixer with swivelling spout complete with:

- set of 2 stainless steel hoses 3/8"G
- 1 stainless steel hose M15x1
- 1/2"-M15x1 / L.1500mm nylon hose with weight

LIG 285.. -MET Finiture - Finishes **EUR**
con doccia estraibile Dualjet (2 getti) in metallo
with Dualjet (two-spray) metal pull out hand-shower

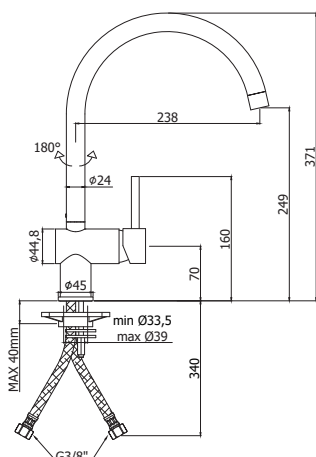
- CR
- BO
- NO
- HG
- HGSP
- ST



Miscelatore lavello monoforo con canna orientabile completo di:

- aeratore M16x1
 - set 2 flessibili inox 3/8"G
- One-hole sink mixer with swivelling spout complete with:
- aerator M16x1
 - set of 2 stainless steel hoses 3/8"G

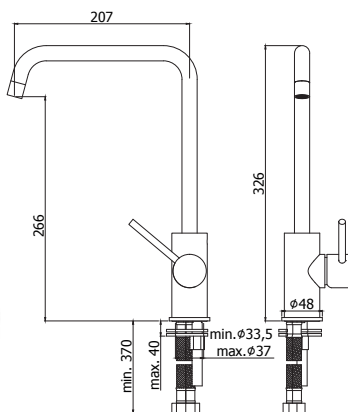
LIG 180 . . . Finiture - Finishes **EUR**
 con canna tubo **CR**
 with tube spout



Miscelatore lavello monoforo completo di:

- aeratore M22x1F
 - set 2 flessibili inox 3/8"G
- One-hole sink mixer complete with:
- aerator M22x1F
 - set of 2 stainless steel hoses 3/8"G

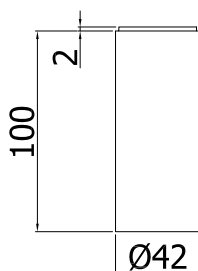
LIG 280 . . . Finiture - Finishes **EUR**
 con canna orientabile **CR**
 • con canna Ø24mm **BO**
 with swivelling spout **NO**
 • with spout - Ø24mm **HG**
HGSP
ST



Miscelatore lavello monoforo completo di:

- aeratore M16x1
 - set 2 flessibili inox 3/8"G
- One-hole sink mixer complete with:
- aerator M16x1
 - set of 2 stainless steel hoses 3/8"G

LIG 980 . . . Finiture - Finishes **EUR**
 con canna orientabile **CR**
 with swivelling spout



Prolunga per lavabo completa di:

- set fissaggio L.190 mm
 - set 2 flessibili inox 3/8"G x L.500 mm
- Extension for wash basin mixer complete with:
- fixing set L.190 mm
 - set of 2 stainless steel hoses 3/8"G x L.500 mm

ZPRO 250 . . . Finiture - Finishes **EUR**
 per art. LIG078-978-180-980 **CR**
 • H100mm **BO**
 for art. LIG078-978-180-980 **NO**
 • H100mm **HG**
HGSP
ST



- ZA91102R** Cartuccia completa Ø40 senza distributore con regolazione per artt. 031-032
Complete cartridge Ø40 without distributor with regulation for artt. 031-032
- ZA91104R** Cartuccia completa Ø35 senza distributore con regolazione per artt. 001-006..70 - 007..70 - 010-011-015-018-019-040L-041L / BOX010-015
Complete cartridge Ø35 without distributor with regulation for artt. 001-006..70 - 007..70 - 010-011-015-018-019-040L-041L / BOX010-015
- ZA91151** Cartuccia completa Ø 35 mm senza distributore per artt. 280-285
Complete cartridge Ø 35 mm without distributor for artt. 280-285
- ZA91280** Cartuccia completa Ø40 senza distributore per artt. 046-047-048
Complete cartridge Ø40 without distributor for artt. 046-047-048

Finiture - Finishes EUR



- ZA91103R** Cartuccia completa Ø35 con distributore con regolazione artt. 022-023-026-168-168D-168R
Complete cartridge Ø35 with distributor with regulation artt. 022-023-026-168-168D-168R

Finiture - Finishes EUR



- ZA91160** Cartuccia completa Ø28 senza distributore per artt. 101-103 - 101..70 - 103..70
Complete cartridge Ø28 without distributor for artt. 101-103 - 101..70 - 103..70

Finiture - Finishes EUR



- ZA91170** Cartuccia completa Ø 25 mm per deviatore art. 032
Complete cartridge Ø 25 mm for diverter art. 032

Finiture - Finishes EUR



- ZA91231** Cartuccia completa Ø 25 mm per artt. 104-104..70-105-105..70-106-106..70
Complete cartridge Ø 25 mm for artt. 104-104..70-105-105..70-106-106..70

Finiture - Finishes EUR



- ZA91400** Cartuccia completa Ø 25 mm per artt. 071-071K-075-081-081K-085-131-131K-135-077-078-137-138-179-180-937-938-977-978-980
Complete cartridge Ø 25mm for artt. 071-071K-075-081-081K-085-131-131K-135-077-078-137-138-179-180-937-938-977-978-980

Finiture - Finishes EUR



- ZACC146** Valvolina antiritorno Ø15 mm per artt. ZDEV088..V-ZRAC054-ZRAC104
Check-valve Ø15 mm for artt. ZDEV088..V-ZRAC054-ZRAC104
- ZACC232** Valvolina antiritorno Ø14 mm per doccia per artt. ZDOC069-ZDOC094
Check-valve Ø14 mm for shower for artt. ZDOC069-ZDOC094

Finiture - Finishes EUR



- ZACC350** Molla superiore filo Ø 2 mm per art. 179
Top spring Ø 2 mm for art. 179

Finiture - Finishes EUR

CR
NO



ZACC352 Supporto per doccia per art. 179
Hand-shower bracket for art. 179

Finiture - Finishes **EUR**
CR
NO
HG
HGSP
ST



ZAER003 Aeratore completo Ø28 per artt. 022-023-026
Complete aerator Ø28 for artt. 022-023-026

Finiture - Finishes **EUR**
CR
BO
NO
HG
HGSP
ST

ZAER024 Aeratore completo Ø24 per artt. 031-032
Complete aerator Ø24 for artt. 031-032

CR
BO
NO
HG
HGSP
ST

ZAER033 Aeratore Ø22x1F per art. 280
Aerator Ø22x1F for art. 280

CR
BO
NO
HG
HGSP
ST

ZAER048 Aeratore completo Ø22 per artt. 977-978
Complete aerator Ø22 for artt. 977-978

ZAER052 Aeratore completo Ø18 artt. 006..70-007..70-071-071K-075-077-078-081-081K-085-101-101..70-103-103..70-104-104..70-105-105..70-106-106..70-131-131K-135-137-138-180-937-938-980
Complete aerator Ø18 artt. 006..70-007..70-071-071K-075-077-078-081-081K-085-101-101..70-103-103..70-104-104..70-105-105..70-106-106..70-131-131K-135-137-138-180-937-938-980

CR
BO
NO
HG
HGSP
ST



ZAER077 Snodo con aeratore per artt. 131-131K-135-137-138-937-938
Joint with aerator for artt. 131-131K-135-137-138-937-938


Finiture - Finishes **EUR**
CR
BO
NO
HG
HGSP
ST



ZAER040 Aeratore completo per art. 040L
Complete aerator for art. 040L

ZAER110 Aeratore completo Ø28 per artt. 046-047
Complete aerator Ø28 for artt. 046-047

Finiture - Finishes **EUR**
CR
CR
BO
NO
HG
HGSP
ST



ZAER123 Aeratore a scomparsa Ø18.5x1 + chiave per art. 001
Hidden aerator Ø18.5x1 + key for art. 001

Finiture - Finishes **EUR**



ZAST041 Asta scarico completa per artt. 075-077-085-135-137-937-977
Complete rod for waste for artt. 075-077-085-135-137-937-977

Finiture - Finishes **EUR**
CR
CRBO
CRNO
HG
HGSP
ST



ZBAS076..SC Base + basetta + fissaggio per doccia per artt. 040L-041L-046-047-048
Ring + base + fixing set for hand shower for artt. 040L-041L-046-047-048

Finiture - Finishes **EUR**

CR
BO
NO
HG
HGSP
ST

ZFIS122 Fissaggio per base doccia artt. 040L-041L-046-047-048
Fixing kit for base for shower artt. 040L-041L-046-047-048



ZBAS040 Basetta miscelatore per artt. 040L-041L
Brass base-ring for mixer artt. 040L-041L

ZBAS041 Basetta per bocca artt. 040L-046-047
Brass base-ring for spout artt. 040L-046-047

Finiture - Finishes **EUR**

CR
BO
NO
HG
HGSP
ST

ZBAS058 Basetta miscelatore artt. 071-071K-075-081-081K-085-131-131K-135
Brass base-ring artt. 071-071K-075-081-081K-085-131-131K-135

ZBAS059 Basetta miscelatore artt. 077-078-137-138-179-180-937-938-977-978-980
Brass base-ring artt. 077-078-137-138-179-180-937-938-977-978-980

ZBAS082 Basetta miscelatore artt. 280-285
Brass base-ring artt. 280-285

ZBAS098 Basetta miscelatore per artt. 046-047-048
Brass base-ring for mixer artt. 046-047-048

CR
BO
NO
HG
HGSP
ST

CR
BO
NO
HG
HGSP
ST

CR
BO
NO
HG
HGSP
ST

CR
BO
NO
HG
HGSP
ST



ZCAL017 Calotta per gruppi a parete
Nut for wall mounted traditional mixers

Finiture - Finishes **EUR**

CR
BO
NO
HG
HGSP
ST



ZBOC032 Bocca bordo vasca con basetta ottone, aeratore e fissaggio art. 040L
Deck mounted spout with brass ring base, aerator and fixing set art. 040L

ZBOC090 Bocca bordo vasca con basetta ottone, aeratore e fissaggio art. 047
Deck mounted spout with brass ring base, aerator and fixing set art. 047

ZBOC144 Bocca bordo vasca con basetta ottone, aeratore e fissaggio art. 046
Deck mounted spout with brass ring base, aerator and fixing set art. 046

Finiture - Finishes **EUR**

CR
BO
NO
HG
HGSP
ST














CR
BO
NO
HG
HGSP
ST



ZBOC045 Bocca a muro per lavabo Ø18 x l.178 mm con piastra in metallo Ø70mm e aeratore per art. 006..70
Wall spout Ø18 x l.178 mm with metal wall plate Ø70mm and aerator for art. 006..70

Finiture - Finishes **EUR**

CR
BO
NO
HG
HGSP
ST

| | | Finiture - Finishes | EUR |
|---|--|------------------------------------|------------|
|  | ZBOC046 Bocca a muro per lavabo Ø18 x l.248 mm con piastra in metallo Ø70mm e aeratore per art. 007..70 Wall spout Ø18 x l.248 mm with metal wall plate Ø70mm and aerator for art. 007..70 | CR BO NO HG HGSP ST | |
|  | ZBOC102 Bocca a muro Ø18 x l.120 mm con piastra Ø70 mm compatibile con artt. 101..70-103..70 Wall spout Ø18 x l.120 mm with wall plate Ø70 mm compatible with artt. 101..70-103..70 | CR NO ST | |
|  | ZBOC092 Bocca a muro Ø18 x l.175 mm con piastra Ø70 mm per art. 101..70 Wall spout Ø18 x l.175 mm with wall plate Ø70 mm for art. 101..70 | CR NO ST | |
|  | ZBOC093 Bocca a muro Ø18 x l.245 mm con piastra Ø70 mm per art. 103..70 Wall spout Ø18 x l.245 mm with wall plate Ø70 mm for art. 103..70 | CR NO ST | |
|  | ZBOC107 Bocca Ø26 con aeratore per artt. 031-032 Ø26 spout with aerator for artt. 031-032 | CR BO NO HG HGSP ST | |
|  | ZBOC129 Bocca Ø23 con aeratore per art. 001 Ø23 spout with aerator for art. 001 | CR BO NO HG HGSP ST | |
|  | ZBOC104 Bocca a muro Ø18 x l.120 mm senza piastra compatibile con artt. 101-103 Wall spout Ø18 x l.120 mm without wall plate compatible with artt. 101-103 | CR NO ST | |
|  | ZBOC047 Bocca a muro Ø18 x l.175 mm senza piastra per art. 101 Wall spout Ø18 x l.175 mm without wall plate for art. 101 | CR NO ST | |
|  | ZBOC048 Bocca a muro Ø18 x l.245 mm senza piastra per art. 103 Wall spout Ø18 x l.245 mm without wall plate for art. 103 | CR NO ST | |
|  | ZBOC136 Bocca a muro Ø18 x l.123 mm per artt. 104-104..70 Wall spout Ø18 x l.123 mm for artt. 104-104..70 | CR BO NO HG HGSP ST | |
|  | ZBOC137 Bocca a muro Ø18 x l.178 mm per artt. 105-105..70 Wall spout Ø18 x l.178 mm for artt. 105-105..70 | CR BO NO HG HGSP ST | |
|  | ZBOC138 Bocca a muro Ø18 x l.248 mm per artt. 106-106..70 Wall spout Ø18 x l.248 mm for artt. 106-106..70 | CR BO NO HG HGSP ST | |
|  | ZCAN201 Canna Ø28 senza raccordo con boccola per art. 285 Spout Ø28 mm for art. 285 | CR BO NO HG HGSP ST | |



- ZCANA081** Canna tonda con aeratore artt. 977-978
Tube spout with aerator artt. 977-978
- ZCANA082** Canna tonda con aeratore snodato artt. 937-938
Tube Ø20 spout with adjustable aerator artt. 937-938

| Finiture - Finishes | EUR |
|---------------------|-----|
| CR | |
| CR | |



- ZCANA092** Canna tonda con aeratore Ø18mm due pieghe art. 980
Ø18mm high tube spout with aerator art. 980

| Finiture - Finishes | EUR |
|---------------------|-----|
| CR | |



- ZCANA109** Canna tubo TONDA ombrello completa di aeratore e raccordo per artt. 280
ROUND tube spout with aerator for art. 280

| Finiture - Finishes | EUR |
|---------------------|-----|
| CR | |
| BO | |
| NO | |
| HG | |
| HGSP | |
| ST | |



- ZCANA095** Canna tonda Ø18mm con aeratore artt. 077-078
Ø18mm round tube spout with aerator artt. 077-078

| Finiture - Finishes | EUR |
|---------------------|-----|
| CR | |
| BO | |
| NO | |
| HG | |
| HGSP | |
| ST | |

- ZCANA096** Canna alta tonda Ø18 con aeratore art. 180
Ø18 high round tube spout with aerator art. 180
- ZCANA097** Canna tonda Ø18mm con aeratore snodato artt. 137-138
Ø18mm round tube spout with adjustable aerator artt. 137-138

| | |
|------|--|
| CR | |
| BO | |
| NO | |
| HG | |
| HGSP | |
| ST | |



- ZCAP023** Cappuccio sottoleva per artt. 031-032-046-047-048
Under lever cap for artt. 031-032-046-047-048

| Finiture - Finishes | EUR |
|---------------------|-----|
| CR | |
| BO | |
| NO | |
| HG | |
| HGSP | |
| ST | |

- ZCAP034** Cappuccio sottoleva per artt. 001- 006..70 - 007..70
-010-011-015-018-019-022-023-026-040L-041L-168-168D-168R-280-285 /
BOX010-015
Under lever cap for artt. 001- 006..70 - 007..70
-010-011-015-018-019-022-023-026-040L-041L-168-168D-168R-280-285 /
BOX010-015

| | |
|------|--|
| CR | |
| BO | |
| NO | |
| HG | |
| HGSP | |
| ST | |

- ZCAP048** Cappuccio sottoleva M30x1 artt. 077-078-137-138-179-180-937-938-977-978-980
Under lever cap M30x1 artt. 077-078-137-138-179-180-937-938-977-978-980









| | |
|------|--|
| CR | |
| BO | |
| NO | |
| HG | |
| HGSP | |
| ST | |









- ZCAP061** Cappuccio sottoleva per deviatore per art. 032
Under lever cap for diverter for art. 032









| | |
|------|--|
| CR | |
| BO | |
| NO | |
| HG | |
| HGSP | |
| ST | |

- ZCAP062** Cappuccio sottoleva in metallo per artt. 071-071K-075-081-081K-085-104-104..70-
105-105..70-106..70-131-131K-135
Metal under lever cap for artt. 071-071K-075-081-081K-085-104-104..70-105-
105..70-106..70-131-131K-135

| | |
|------|--|
| CR | |
| BO | |
| NO | |
| HG | |
| HGSP | |
| ST | |

| | | |
|---|--|---|
|  | ZCAP047 Cappuccio sottoleva W27x19 artt. 101-103 - 101..70 - 103..70 Under lever cap W27x19 artt. 101-103 - 101..70 - 103..70 | Finiture - Finishes EUR CR NO ST |
|  | ZCAP066 Cappuccio per deviatore per artt. 018-019 Cover for diverter for artt. 018-019 | Finiture - Finishes EUR CR BO NO HG HGSP ST |
|  | ZDEV007 Deviatore completo miscelatore bordo vasca art. 040L-041L Complete diverter for bath mixer deck mounted art. 040L-041L | Finiture - Finishes EUR CR |
|  | ZDEV048 Deviatore completo miscelatore incasso artt. 001-015 Complete diverter for built-in mixer artt. 001-015 | Finiture - Finishes EUR CR BO NO HG HGSP ST |
|  | ZDEV088..V Deviatore con valvolina antiritorno per miscelatore vasca esterno per artt. 022-023-026 Diverter with check-valve for bath/shower mixer for artt. 022-023-026 | Finiture - Finishes EUR CR BO NO HG HGSP ST |
|  | ZDEV100 Deviatore completo per art. BOX015 Complete diverter for art. BOX015 | Finiture - Finishes EUR CR BO NO HG HGSP ST |
|  | ZDEV101 Deviatore completo miscelatore bordo vasca artt. 046-047-048 Complete diverter for bath mixer deck mounted artt. 046-047-048 | Finiture - Finishes EUR CR BO NO HG HGSP ST |
|  | ZDOC032 Doccia BIRILLO (monogetto) in ABS per artt. 023-026-040L-041L-046-047-048-168D BIRILLO ABS hand-shower (single spray) for artt. 023-026-040L-041L-046-047-048-168D | Finiture - Finishes EUR CR |

| | | | | |
|---|--|---|--|------------|
|  | ZDOC067 | Doccia MASTER (monogetto) in metallo per artt. 023-032-040L-041L-046-047-048-168D MASTER metal hand-shower (single-spray) for artt. 023-032-040L-041L-046-047-048-168D | Finiture - Finishes CR BO NO HG HGSP ST | EUR |
|  | ZDOC069 | Doccia Minimal (2 getti) in ABS con valvolina antiritorno per art. 179 Minimal ABS hand-shower (two spray-functions) with check-valve for art. 179 | Finiture - Finishes CR NO HG HGSP ST | EUR |
|  | ZAER050 | Aeratore a scomparsa con chiavetta per art. ZDOC069 Hidden aerator with key for art. ZDOC069 | | |
|  | ZDOC094 | Doccia Dualjet (2 getti) in metallo con valvolina antiritorno per art. 285 Dualjet metal hand-shower (2 spray-functions) with check-valve for art.285 | Finiture - Finishes CR BO NO HG HGSP ST | EUR |
| ZAER118 | Aeratore con chiavetta per art. ZDOC094 Aerator with key for art. ZDOC094 | Finiture - Finishes CR BO NO HG HGSP ST | | |
|  | ZECC022 | Eccentrico con rosone per miscelatori a parete Adjustable centre for wall mounted mixers | Finiture - Finishes CR BO NO HG HGSP ST | EUR |
|  | ZFIS008/140 Set fissaggio per art. 280 | Fixing set for art. 280 | Finiture - Finishes | EUR |
| | ZFIS083 | Fissaggio miscelatore con scarico per artt. 075-077-085-135-137-937-977 Fixing kit for art. 075-077-085-135-137-937-977 | | |
| | ZFIS099 | Fissaggio miscelatore senza scarico per artt. 071-071K-078-081-081K-131-131K-138-180-938-978-980 Fixing kit for artt. 071-071K-078-081-081K-131-131K-138-180-938-978-980 | | |
| | ZFIS068/140 Set fissaggio per art. 285 | Fixing set for art. 285 | | |
| | ZFIS130 | Set fissaggio per art. 179 Fixing set for art. 179 | | |
|  | ZFIS121 | Fissaggio 3/4 per bocca bordo vasca artt. 040L-046-047 3/4 Fixing kit for spout artt. 040L-046-047 | Finiture - Finishes | EUR |
|  | ZFIS123 | Fissaggio per corpo miscelatore bordo vasca per artt. 040L-041L Fixing kit for mixer body for artt. 040L-041L | Finiture - Finishes | EUR |

| | | | |
|---|----------------|--|---|
|  | ZFIS127 | Fissaggio per corpo miscelatore bordo vasca artt. 047-048 Fixing kit for mixer body artt. 047-048 | Finiture - Finishes EUR |
|  | ZFLO001 | Flessibile 1/2"x1/2" 1500mm con calotta conica doppia aggraffatura per artt. 023-026-032-168D Double fastened longlife metal flexible hose 1/2"x1/2" 1500mm with conical nut for artt. 023-026-032-168D | Finiture - Finishes EUR CR |
| | ZFLO018 | Flessibile 1500mm doppia aggraffatura e doppia calotta conica per art. 001 Flexible hose 1500mm double interlock and double conical nut for art. 001 | CR |
| | ZFLO075 | Flessibile 150 cm Lusso con calotta conica girevole per artt. 001-023-032-168D Luxury twist-free brass flexible hose 150 cm with conical nut for artt. 001-023-032-168D | HG HGSP ST |
|  | ZFLO009 | Flessibile F1/2" M15x1 1500mm con calotta conica doppia aggraffatura con peso ecologico per artt. 040L-041L-046-047-048 Double fastened longlife metal flexible hose F1/2" M15x1 1500mm with conical nut and weight for artt. 040L-041L-046-047-048 | Finiture - Finishes EUR CR CRBO CRNO HG HGSP ST |
| | ZFLO063 | Flex nylon 1500mm con peso ecologico 1 calotta girevole per artt. 185-285 1500mm nylon hose with weight with twist-free conical nut for artt. 185-285 | CR BO NO HG HGSP ST |
|  | ZFLO031 | Flessibile PVC argento 1/2"x1/2"/ L. 1500mm con doppia calotta conica per art. 032 1/2"x1/2"/ L. 1500mm Silver PVC hose with double conical nut for art. 032 | Finiture - Finishes EUR AG |
|  | ZFLO071 | Flessibile PVC colorato 1/2"x1/2"G - 1500mm per artt. 001-023-032-168D (bianco o nero opaco) 1/2"x1/2"G - 1500mm colored PVC hose for artt. 001-023-032-168D (matt white or black) | Finiture - Finishes EUR BO NO |
|  | ZFLX061 | Flex inox Ø14 cm. 53 plastificato per art. 179 PVC coated flex inox Ø14 cm. 53 for art. 179 | Finiture - Finishes EUR CR CR50 |
|  | ZFLX086 | Set flex inox (5 pezzi) per artt. 040L-041L Set of 5 pcs. inox flex for artt. 040L-041L | Finiture - Finishes EUR CR |
|  | ZFLX132 | Set flex inox (4 pezzi) per artt. 046-047-048 Set of 4 pcs. inox flex for artt. 046-047-048 | Finiture - Finishes EUR CR |



| | | <u>Finiture - Finishes</u> | <u>EUR</u> |
|----------------|---|------------------------------------|------------|
| ZLEV085 | Leva completa Ø45 per artt. 010-011-015-018-019 / BOX010-015 Complete lever Ø45 per artt. 010-011-015-018-019 / BOX010-015 | CR BO NO HG HGSP ST | |
| ZLEV104 | Leva completa Ø50 per artt. 040L-041L Complete lever Ø50 for artt. 040L-041L | CR | |
| ZLEV107 | Leva completa Ø39,5 per artt. 071-071K-075-081-081K-085-131-131K-135 Complete lever Ø39,5 for artt. 071-071K-075-081-081K-085-131-131K-135 | CR BO NO HG HGSP ST | |
| ZLEV108 | Leva completa Ø42 per artt. 022-023-026-168-168D-168R Complete lever Ø42 for artt. 022-023-026-168-168D-168R | CR BO NO HG HGSP ST | |
| ZLEV109 | Leva completa Ø45 per artt. 001-006..70 - 007..70 Complete lever Ø45 for artt. 001-006..70 - 007..70 | CR BO NO HG HGSP ST | |
| ZLEV120 | Leva completa per artt. 101-103 - 101..70 - 103..70 Complete lever for artt. 101-103 - 101..70 - 103..70 | CR NO ST | |
| ZLEV146 | Leva completa Ø50 per artt. 031-032 Complete lever Ø50 for artt. 031-032 | CR BO NO HG HGSP ST | |
| ZLEV147 | Leva completa Ø35 per deviatore per artt. 032 Complete lever Ø35 for diverter for artt. 032 | CR BO NO HG HGSP ST | |
| ZLEV157 | Leva completa per deviatore per artt. 046-047-048 Complete lever for diverter for artt. 046-047-048 | CR BO NO HG HGSP ST | |
| ZLEV190 | Leva completa Ø39,5 rovesciata per artt. 077-078-137-138-179-180-937-938-977-978-980 Reverse lever Ø39,5 for artt. 077-078-137-138-179-180-937-938-977-978-980 | CR BO NO HG HGSP ST | |
| ZLEV195 | Leva completa Ø45 rovesciata per artt. 280-285 Complete lever Ø45 for artt. 280-285 | CR BO NO HG HGSP ST | |
| ZLEV224 | Leva completa Ø35 per artt. 104-104..70-105-105..70-106-106..70 Complete lever Ø35 for artt. 104-104..70-105-105..70-106-106..70 | CR BO NO HG HGSP ST | |



| | | <u>Finiture - Finishes</u> | <u>EUR</u> |
|----------------|--|----------------------------|------------|
| ZLEV174 | Maniglia completa per artt. LIGX 071-075-081-085-131-135 Complete handle for artt. LIGX 071-075-081-085-131-135 | CR NO ST | |



ZMAN130 Maniglia per cartuccia deviatore per art. 019
Complete handle for diverter cartridge for art. 019

Finiture - Finishes **EUR**

CR
BO
NO
HG
HGSP
ST

ZMAN138 Maniglia per cartuccia deviatore per art. 018
Complete handle for diverter cartridge for art. 018

CR
BO
NO
HG
HGSP
ST



ZFLX098 Set flessibili inox M10x1 F3/8" 400 mm con guarnizione (2 pezzi) per art. 280
Set of 2 stainless steel hoses M10x1 F3/8" 400 mm with gaskets for art. 280

Finiture - Finishes **EUR**

CR

ZFLX095 Set flessibili inox F3/8" (3 pezzi) per art. 285
Set of 3 stainless steel hoses F3/8" for art. 285

CR

ZFLX101 Set 2 flex inox SOFT PEX F3/8 450 mm per artt. 071-071K-075-081-081K-085-131-131K-135

CRPX

Set of 2 F3/8 stainless steel hoses 450 mm SOFT PEX for artt. 071-071K-075-081-081K-085-131-131K-135

ZFLX102 Set 2 flex inox SOFT PEX F3/8 450 mm per artt. 077-078-137-138-179-180-937-938-977-978-980

CRPX

Set of 2 F3/8 stainless steel hoses 450 mm SOFT PEX for artt. 077-078-137-138-179-180-937-938-977-978-980

ZFLX116 Flex inox cm. 65 M10x1/M15x1 (1 pezzo) per art. 032
(1 piece) inox flex cm. 65 M10x1/M15x1 for art. 032

CR

ZFLX118 Flex inox cm. 108 M15x1/M15x1 (1 pezzo) per art. 031
(1 piece) inox flex cm. 108 M15x1/M15x1 for art. 031

CR

ZFLX133 Flex inox F.3/4"xF.1/2" cm 60 per bocca per artt. 046-047
Inox flex F.3/4"xF.1/2" cm 60 for spout for artt. 046-047

CR



ZGHI001 Ghiera fermacartuccia per artt. 046-047-048
Ring-nut for cartridge fastening for artt. 046-047-048

Finiture - Finishes **EUR**

ZGHI007 Ghiera fermacartuccia per artt. 031-032
Ring-nut for cartridge fastening for artt. 031-032

ZGHI010 Ghiera fermacartuccia M37x1 per artt. 001-006..70 - 007..70 - 010-011-015-018-019-022-023-026-040L-041L-168-168D-168R-280-285 / BOX010-015

Ring-nut for cartridge fastening M37x1 for artt. 001-006..70 - 007..70 - 010-011-015-018-019-022-023-026-040L-041L-168-168D-168R-280-285 / BOX010-015

ZGHI015 Ghiera fermacartuccia M33x1,5 per artt. 101-103 - 101..70 - 103..70
Ring-nut for cartridge fastening M33x1,5 for artt. 101-103 - 101..70 - 103..70



ZGHI013 Bussola fermacartuccia artt. 077-078-137-138-179-180-937-938-977-978-980

Finiture - Finishes **EUR**

Nut for cartridge fastening artt. 077-078-137-138-179-180-937-938-977-978-980

ZGHI024 Bussola fermacartuccia per deviatore art. 032
Nut for cartridge fastening for diverter art. 032



ZGHI027 Ghiera per deviatore M37x1.5 per artt. 018-019
M37x1.5 ring nut for diverter for artt. 018-019

Finiture - Finishes **EUR**



ZGHI030 Ghiera ferma cartuccia M30x1 per artt. LIG 071-071K-075-081-081K-085-104-104..70-105-105..70-106-106..70-131-131K-135- LIGX 071-075-081-085-131-135
M30x1 cartridge fastening ring nut for artt. LIG 071-071K-075-081-081K-085-104-104..70-105-105..70-106-106..70-131-131K-135- LIGX 071-075-081-085-131-135

Finiture - Finishes **EUR**

CR



ZPIA007 Piastra con guarnizione 1 foro per art. 010 / Ø116 mm
One-hole wall plate with gasket for art. 010 / Ø116 mm

Finiture - Finishes **EUR**

CR
NO
ST

ZPIA008 Piastra lusso tonda con guarnizione per art. 011 / Ø110 mm
Luxury round plate with gasket for art. 011 / Ø110mm

CR
BO
NO
HG
HGSP
ST



ZPIA035 Piastra rettangolare 2 fori con guarnizioni per artt. 101-103 L.250 x h.100 mm
Rectangular two-hole wall plate with gaskets for artt. 101-103 L.250 x h.100mm

Finiture - Finishes **EUR**

CR/M
NO/M
ST/M



ZPIA056 Piastra 4 fori in acciaio inox con guarnizioni per art. 001 / L.350 x h.120 mm
Four-hole stainless steel wall plate with gaskets for art. 001 / L.350 x h.120 mm

Finiture - Finishes **EUR**

CR
BO
NO
HG
HGSP
ST



ZPIA063 Piastra di copertura con OR in ottone per artt. 031-032 / Ø140 mm
Brass cover plate with O-Ring for artt. 031-032 / Ø140 mm

Finiture - Finishes **EUR**

CR
BO
NO
HG
HGSP
ST



ZPIA072 Piastra tonda in ABS 1 foro con OR per art. BOX010 / Ø173 mm
ABS round one-hole wall plate with OR for art. BOX010 / Ø173mm

Finiture - Finishes **EUR**

CR



ZPIA074 Piastra tonda in ABS 2 fori con OR per art. BOX015 / Ø173 mm
ABS round two-hole wall plate with OR for art. BOX015 / Ø173mm
ZPIA135 Piastra tonda in acciaio inox 2 fori con OR per art. BOX015 / Ø173 mm
Stainless steel round two-hole wall plate with OR for art. BOX015 / Ø173 mm

Finiture - Finishes **EUR**

CR
BO/M
NO/M
HG/M
HGSP/M
ST/M



ZPIA076 Piastra tonda 2 fori con guarnizioni per art. 015 / Ø200 mm
Round two-hole wall plate with gaskets for art. 015 / Ø200mm

Finiture - Finishes **EUR**

CR
BO
NO
HG
HGSP
ST



ZPIA088 Piastra con guarnizioni per miscelatore incasso (2 uscite) per art. 018 / Ø200 mm
Wall plate with gaskets for concealed shower mixer (2 outlets) for art. 018 / Ø200 mm

Finiture - Finishes **EUR**

CR
BO
NO
HG
HGSP
ST

ZPIA089 Piastra con guarnizioni per miscelatore incasso (3 uscite) per art. 019 / Ø200 mm
Wall plate with gaskets for concealed shower mixer (3 outlets) for art. 019 / Ø200 mm

CR
BO
NO
HG
HGSP
ST



ZPIA082 Piastra con guarnizione per miscelatore per artt. 006..70-007..70 / Ø70 mm
One-hole wall plate with gasket for mixer for artt. 006..70-007..70 / Ø70 mm

Finiture - Finishes **EUR**

CR
BO
NO
HG
HGSP
ST

ZPIA093 Piastra con guarnizione per miscelatore per artt. 101..70-103..70-104..70-105..70-106..70 / Ø70 mm
One-hole wall plate with gasket for mixer for artt. 101..70-103..70-104..70-105..70-106..70 / Ø70 mm

CR
BO
NO
HG
HGSP
ST



ZPIA083 Piastra con guarnizione per bocca per artt. ZBOC081-082-105-139-140-141 / Ø70 mm
One-hole wall plate with gasket for spout for artt. ZBOC081-082-105-139-140-141 / Ø70 mm

Finiture - Finishes **EUR**

CR
BO
NO
HG
HGSP
ST

ZPIA092 Piastra con guarnizione per bocca per artt. 006..70-007..70-101..70-103..70-104..70-105..70-106..70 / Ø70 mm
One-hole wall plate with gasket for spout for artt. 006..70-007..70-101..70-103..70-104..70-105..70-106..70 / Ø70 mm

CR
BO
NO
HG
HGSP
ST



ZPIA110 Piastra in acciaio inox 2 fori con guarnizioni per artt. 104-105-106 / L.250 x h.100 mm
Two-hole stainless steel wall plate with gaskets for artt. 104-105-106 / L.250 x h.100 mm

Finiture - Finishes **EUR**

CR
BO
NO
HG
HGSP
ST



ZRAC022 Raccordo 1/2" con OR per art. 001
1/2" connection with OR for art. 001

Finiture - Finishes **EUR**

CR
BO
NO
HG
HGSP
ST



ZRAC054 Raccordo 1/2" per artt. 168-168D
1/2" connection for artt. 168-168D

Finiture - Finishes **EUR**

CR
BO
NO
HG
HGSP
ST

ZRAC104 Raccordo con valvolina + OR per deviatore per art. 032
Connection with check valve + OR for diverter for art. 032

CR
BO
NO
HG
HGSP
ST



ZRAC078 Raccordo completo di canotto per art. 280
Connection with nut for art. 280

Finiture - Finishes EUR
CR



ZRAC082 Raccordo con guarnizioni per art. 285
Connection for spout for art. 285

Finiture - Finishes EUR
CR



ZRAC105 Supporto per doccia per art. 179
Hand-shower bracket for art. 179

Finiture - Finishes EUR
CL



ZRAC131 Raccordo 3/4" con OR per art. 168R
3/4" connection with OR for art. 168R

Finiture - Finishes EUR
CR
BO
NO
HG
HGSP
ST



ZSED006 Sede per gruppi a parete
Wall mounted mixers seat

Finiture - Finishes EUR
CR



ZVIT092 Cartuccia deviatore (2 uscite) Ø32 mm per art. 018
Diverter cartridge (2 outlets) Ø32 mm for art. 018
ZVIT091 Cartuccia deviatore (3 uscite) Ø32 mm per art. 019
Diverter cartridge (3 outlets) Ø32 mm for art. 019

Finiture - Finishes EUR

birillo-micro

INNOVAZIONE

Prima gamma di rubinetteria prodotta con lavorazione interamente da barra, la serie BIRILLO ha rappresentato nei primi anni 2000 un'innovazione tecnica ed estetica di altissimo livello. Ancora oggi rappresenta un mix di grande successo tra design e praticità di utilizzo, le sue forme pulite e lineari lo rendono il perfetto complemento di arredo di qualsiasi ambiente. Tutti gli articoli sono disponibili nella classica finitura cromata.

INNOVATION

BIRILLO series is the first range of taps produced entirely by brass-bar machining; in the early 2000s it represented a technological and aesthetics innovation of the highest level. Still today, it is a mix of great success between design and usefulness; its clean and linear shapes make it the perfect complement to any room decor. All items are available in the classic chrome finish.

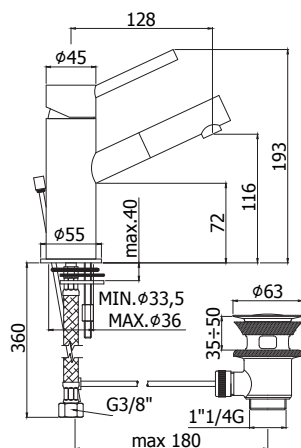


FINITURE | FINISHES

La serie **BIRILLO-MICRO** è disponibile nelle seguenti finiture:
BIRILLO-MICRO range is available in the following finishes:

CR cromato
chrome plated

birillo

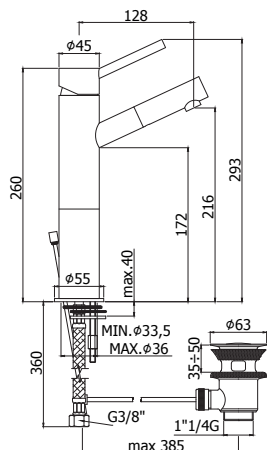


- Miscelatore lavabo completo di:
- aeratore M18x1
 - set 2 flessibili inox 3/8"G
- Wash basin mixer complete with:
- aerator M18x1
 - set of 2 stainless steel hoses 3/8"G

BI 071 . . **Finiture - Finishes** **EUR**
 senza scarico **CR**
 without pop up waste

BI 071K . . **CR**
 con scarico Clic-Clac 1"1/4G
 with 1"1/4G Clic-Clac press top waste

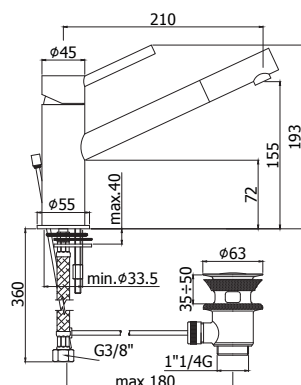
BI 075 . . **CR**
 con scarico automatico 1"1/4G
 with 1"1/4G pop up waste



- Miscelatore lavabo completo di:
- aeratore M18x1
 - set 2 flessibili inox 3/8"G
- Wash basin mixer complete with:
- aerator M18x1
 - set of 2 stainless steel hoses 3/8"G

BI 071 . . 93 **Finiture - Finishes** **EUR**
 con scarico automatico 1"1/4G **CR**

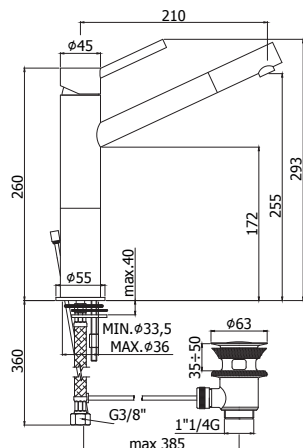
- con prolunga 100 mm con foro per asta
 - con asta verticale
 - con asta orizzontale 390 mm
- with 1"1/4G pop up waste
- with extension with hole for rod 100 mm
 - with vertical rod
 - with horizontal rod 390 mm



- Miscelatore lavabo canna lunga completo di:
- aeratore M18x1
 - set 2 flessibili inox 3/8"G
- Wash basin mixer with long spout complete with:
- aerator M18x1
 - set of 2 stainless steel hoses 3/8"G

BI 081 . . **Finiture - Finishes** **EUR**
 senza scarico **CR**
 without pop up waste

BI 085 . . **CR**
 con scarico automatico 1"1/4G
 with 1"1/4G pop up waste



Miscelatore lavabo canna lunga completo di:

- aeratore M18x1
- set 2 flessibili inox 3/8"G

Wash basin mixer with long spout complete with:

- aerator M18x1
- set of 2 stainless steel hoses 3/8"G

BI 081 . . 93

con prolunga 100 mm con foro per asta

- con asta verticale
- con asta orizzontale 390mm
- con scarico automatico 1"1/4G

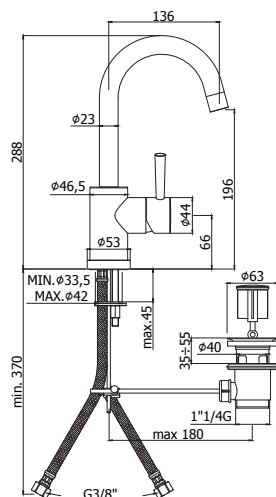
with extension with hole for rod 100 mm

- with vertical rod
- with horizontal rod 390mm
- with 1"1/4G pop up waste

Finiture - Finishes

EUR

CR



Miscelatore lavabo con canna orientabile completo di:

- aeratore M22x1
- set 2 flessibili inox 3/8"G

Wash basin mixer with swivelling spout complete with:

- aerator M22x1
- set of 2 stainless steel hoses 3/8"G

BI 078 . .

senza scarico

without pop up waste

Finiture - Finishes

EUR

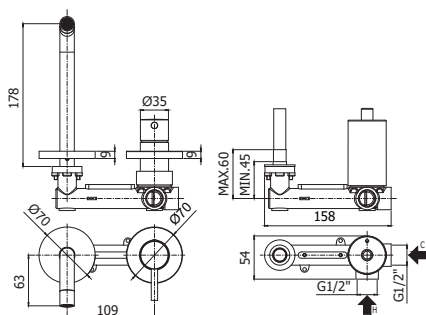
CR

BI 077 . .

con scarico automatico 1"1/4G

with 1"1/4G pop up waste

CR



Miscelatore incasso lavabo completo di:

- piastre in ottone Ø70mm
- attacchi 1/2"G

Concealed single lever basin mixer complete with:

- metal wall plates Ø70mm
- 1/2"G connections

BI 104 . . 70

con bocca e aeratore M16x1 - l. 123mm

with spout and aerator M16x1 - l. 123mm

Finiture - Finishes

EUR

CR

BI 105 . . 70

con bocca e aeratore M16x1 - l. 178mm

with spout and aerator M16x1 - l. 178mm

CR

BI 106 . . 70

con bocca e aeratore M16x1 - l. 248mm

with spout and aerator M16x1 - l. 248mm

CR

ZPRO 088 . .

Prolunga per artt. 104..70-105..70-

106..70

- H20mm

Extension for artt. 104..70-105..70-

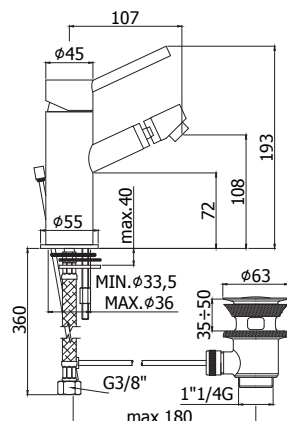
106..70

- H20mm



CR

birillo

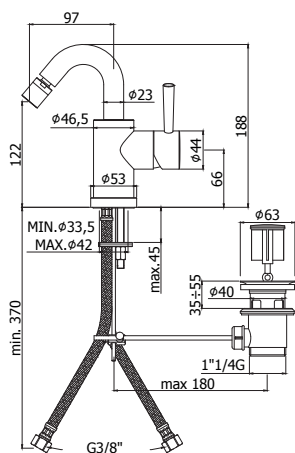


- Miscelatore bidet completo di:
- snodo e aeratore M18x1
 - set 2 flessibili inox 3/8"G
- Bidet mixer complete with:
- swivel joint and aerator M18x1
 - set of 2 stainless steel hoses 3/8"G

BI 131 . . **Finiture - Finishes** **EUR**
 senza scarico **CR**
 without pop up waste

BI 131K . . **CR**
 con scarico Clic-Clac 1"1/4G
 with 1"1/4G Clic-Clac press top waste

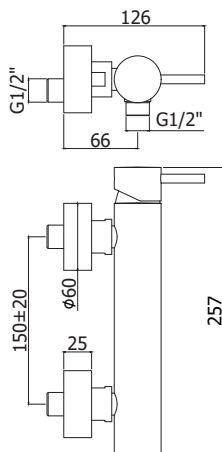
BI 135 . . **CR**
 con scarico automatico 1"1/4G
 with 1"1/4G pop up waste



- Miscelatore bidet con canna orientabile completo di:
- snodo e aeratore M22x1
 - set 2 flessibili inox 3/8"G
- Bidet mixer with swivelling spout complete with:
- swivel joint and aerator M22x1
 - set of 2 stainless steel hoses 3/8"G

BI 138 . . **Finiture - Finishes** **EUR**
 senza scarico **CR**
 without pop up waste

BI 137 . . **CR**
 con scarico automatico 1"1/4G
 with 1"1/4G pop up waste

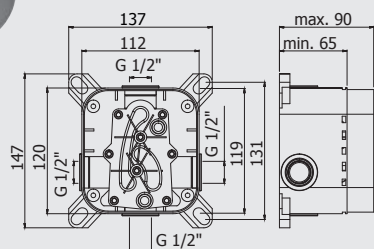



- Miscelatore doccia completo di:
- set 2 eccentrici 1/2"x3/4"G e rosoni
- Shower mixer complete with:
- set of 2 S-wall-unions 1/2"x3/4"G and wall-plates

BI 168DL . . **Finiture - Finishes** **EUR**
 con supporto a muro snodato in metallo **CR**
 • con doccia e flessibile
 with metal joint wall bracket
 • with hand-shower and flexible hose

BI 168L . . **CR**
 senza set doccia
 • con attacco inferiore 1/2"G
 without shower set
 • with 1/2"G lower connection

BI 168RL . . **CR**
 rovesciato senza set doccia
 • con attacco superiore 3/4"G
 overturned without shower set
 • with 3/4"G upper connection



⚠ PIASTRA METALLO - METAL PLATE
min.77mm - max 90 mm

Set incasso universale per miscelatori doccia completo di:

- corpo incasso
- box

Universal concealed Box for mixers complete with:

- concealed body
- box

PBOX 001

Finiture - Finishes

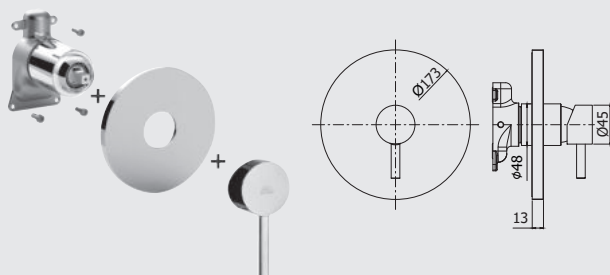
EUR

senza set esterno

without external set

*Da abbinare solo con BI BOX010 - BI BOX015

*To be completed only with BI BOX010 - BI BOX015



Set esterno miscelatore incasso doccia (1 uscita) completo di:

- corpo miscelatore
- piastra in ABS Ø173mm e leva

External set for concealed shower mixer (1 outlet) complete with:

- mixer body
- ABS wall plate Ø173 mm and lever

BI BOX010 . .

Finiture - Finishes

EUR

senza deviatore

CR

without diverter

*Da abbinare solo con PBOX 001

*To be completed only with PBOX 001

ZPRO BOX010 . .

Prolunga per art. BOX010

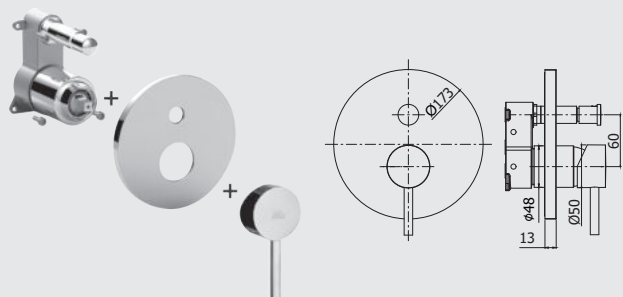
- H30mm

Extension for art. BOX010

- H30mm



CR



Set esterno miscelatore incasso doccia (2 uscite) completo di:

- corpo miscelatore
- piastra in ABS Ø173mm e leva

External set for concealed shower mixer (2 outlets) complete with:

- mixer body
- ABS wall plate Ø173 mm and lever

BI BOX015 . .

Finiture - Finishes

EUR

con deviatore a pulsante

CR

with push diverter

*Da abbinare solo con PBOX 001

*To be completed only with PBOX 001

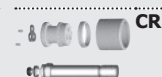
ZPRO BOX015 . .

Prolunga con deviatore per art. BOX015

- H30mm

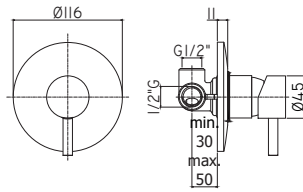
Extension with diverter for art. BOX015

- H30mm



CR

birillo



* Per set incasso/esterno separati (v. capitolo Incassi Projects)
 * For concealed/external set divided (see Concealed mixer Projects chapter)

Miscelatore incasso doccia (1 uscita) completo di:
 • piastra
 • attacchi 1/2" G
 Concealed shower mixer (1 outlet) complete with:
 • wall plate
 • 1/2" G connections

BI 010 . . . **Finiture - Finishes** **EUR**
 senza deviatore **CR**
 • con piastra in metallo Ø116mm
 without diverter
 • with metal wall plate Ø116mm

BI 011 . . . **CR**
 senza deviatore
 • con piastra lusso Ø110mm
 without diverter
 • with luxury wall plate Ø110mm

ZPRO 013 . . . **CR**
 Prolunga per art. 010
 • H43mm
 Extension for art. 010
 • H43mm

Miscelatore incasso doccia (2 uscite) completo di:
 • piastra in metallo Ø200mm
 • attacchi calda/fredda e superiore 1/2" G - attacco inferiore 3/4" G
 Concealed shower mixer (2 outlets) complete with:
 • metal wall plate Ø200mm
 • 1/2" G hot/cold and upper connections - 3/4" G lower connection

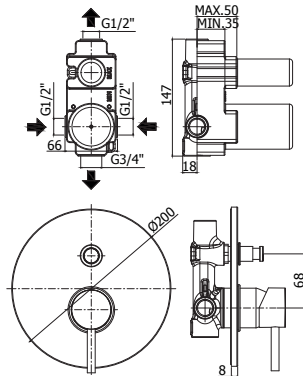
BI 015 . . . **Finiture - Finishes** **EUR**
 con deviatore a pulsante **CR**
 with push diverter

ZPRO 014 . . . **CR**
 Prolunga con deviatore per art. 015
 • H30mm
 Extension with diverter for art. 015
 • H30mm

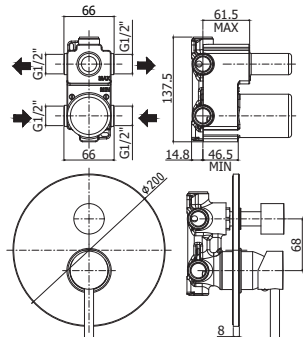
Miscelatore incasso doccia (2 uscite) completo di:
 • piastra in metallo Ø200mm
 • attacchi 1/2" G
 Concealed shower mixer (2 outlets) complete with:
 • metal wall plate Ø200mm
 • 1/2" G connections

BI 018 . . . **Finiture - Finishes** **EUR**
 con cartuccia deviatore (2 uscite + 1 **CR**
 posizione combinata)
 with diverter cartridge (2 outlets + 1
 combined position)

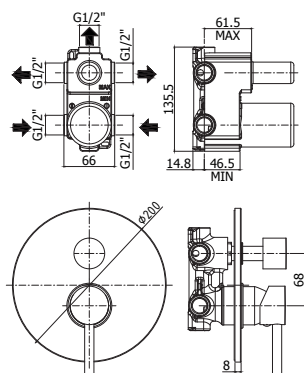
ZPRO 069 . . . **CR**
 Prolunga con deviatore per artt. 018-019
 • H30mm
 Extension with diverter for artt. 018-019
 • H30mm



* Per set incasso/esterno separati (v. capitolo Incassi Projects)
 * For concealed/external set divided (see Concealed mixer Projects chapter)



* Per set incasso/esterno separati (v. capitolo Incassi Projects)
 * For concealed/external set divided (see Concealed mixer Projects chapter)



Miscelatore incasso doccia (3 uscite) completo di:
 • piastra in metallo Ø200mm
 • attacchi 1/2"G
 Concealed shower mixer (3 outlets) complete with:
 • metal wall plate Ø200mm
 • 1/2"G connections

BI 019 . . . Finiture - Finishes **EUR**
 con cartuccia deviatore (3 uscite + 3 **CR**
 posizioni combinate)
 with diverter cartridge (3 outlets + 3
 combined positions)

* Per set incasso/esterno separati (v. capitolo Incassi Projects)
 * For concealed/external set divided (see Concealed mixer Projects chapter)

ZPRO 069 . . .
 Prolunga con deviatore per artt. 018-019
 • H30mm
 Extension with diverter for artt. 018-019
 • H30mm

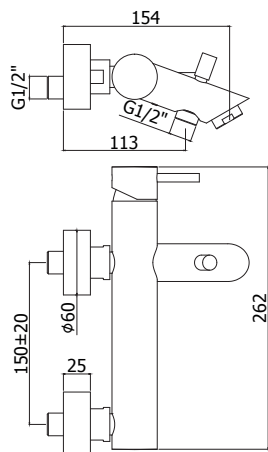


Miscelatore vasca/doccia con deviatore completo di:
 • aeratore M28x1
 • set 2 eccentrici 1/2"x3/4"G e rosoni
 Bath/shower mixer with diverter complete with:
 • aerator M28x1
 • set of 2 S-wall-unions 1/2"x3/4"G and wall-plates

BI 022L . . . Finiture - Finishes **EUR**
 senza set doccia **CR**
 without shower set

BI 023L . . . **CR**
 con supporto a muro snodato in metallo
 • con doccia e flessibile
 with metal joint wall bracket
 • with hand-shower and flexible hose

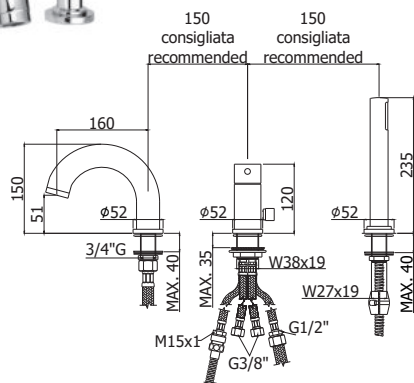
BI 026L . . . **CR**
 con supporto a muro fisso in ABS
 • con doccia e flessibile
 with ABS fixed wall bracket
 • with hand-shower and flexible hose



Miscelatore bordo vasca con deviatore completo di:
 • set 5 flex inox per miscelatore
 • doccia e flessibile con piombo
 Deck mounted mixer with diverter complete with:
 • set of 5 stainless steel hoses for mixer
 • hand-shower and flexible hose with weight

BI 040L . . . Finiture - Finishes **EUR**
 con bocca e aeratore M28x1 (3 fori) **CR**
 with spout and aerator M28x1 (3 holes)

BI 041L . . . **CR**
 senza bocca erogazione (2 fori)
 without spout (2 holes)



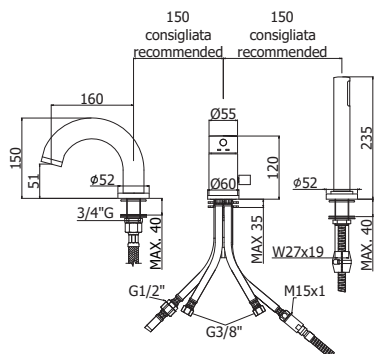
birillo



- Miscelatore bordo vasca con "portata maggiorata" completo di:
- set 5 flex inox per miscelatore
 - doccia e flessibile con piombo
- Deck mounted mixer with "increased flow rate" complete with:
- set of 5 stainless steel hoses for mixer
 - hand-shower and flexible hose with weight

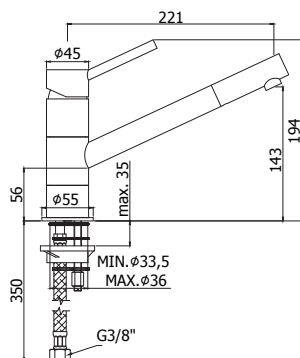
BI 047 . . MAX FLOW Finiture - Finishes **EUR**
 con bocca e aeratore M28x1 (3 fori) **CR**
 with spout and aerator M28x1 (3 holes)

BI 048 . . MAX FLOW **CR**
 senza bocca erogazione (2 fori)
 without spout (2 holes)



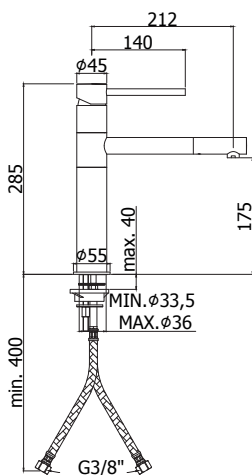
- Miscelatore livello monoforo con canna orientabile completo di:
- aeratore M18x1
 - set 2 flessibili inox 3/8" G
- One-hole sink mixer with swivelling spout complete with:
- aerator M18x1
 - set of 2 stainless steel hoses 3/8" G

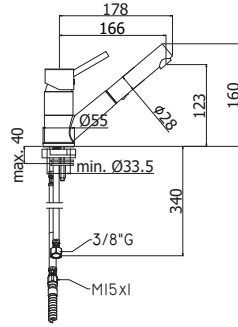
BI 182 . . Finiture - Finishes **EUR**
 con canna inclinata **CR**
 with swivel inclined spout



- Miscelatore livello monoforo con canna orientabile completo di:
- aeratore M18x1
 - set 2 flessibili inox 3/8" G
- One-hole sink mixer with swivelling spout complete with:
- aerator M18x1
 - set of 2 stainless steel hoses 3/8" G

BI 188 . . Finiture - Finishes **EUR**
 con canna orizzontale **CR**
 • con leva lunga
 with swivel straight spout
 • with long lever





Miscelatore lavello monoforo con canna orientabile completo di:

- set 2 flessibili inox 3/8" G
- 1 flessibile inox M15x1
- 1 flessibile nylon 1/2" G x M15x1 L.1500mm con piombo

One-hole sink mixer with swivelling spout complete with:

- set of 2 stainless steel hoses 3/8" G
- 1 stainless steel hose M15x1
- 1/2"-M15x1 / L.1500mm nylon hose with weight

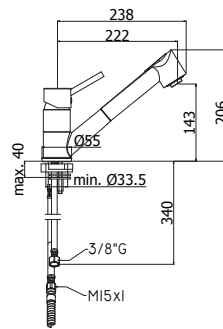
BI 183 . .

Finiture - Finishes

EUR

con doccia estraibile (2 getti) in ABS
with (two-spray) ABS pull out hand-shower

CR



Miscelatore lavello monoforo con canna orientabile completo di:

- set 2 flessibili inox 3/8" G
- 1 flessibile inox M15x1
- 1 flessibile nylon 1/2" G x M15x1 L.1500mm con piombo

One-hole sink mixer with swivelling spout complete with:

- set of 2 stainless steel hoses 3/8" G
- 1 stainless steel hose M15x1
- 1/2"-M15x1 / L.1500mm nylon hose with weight

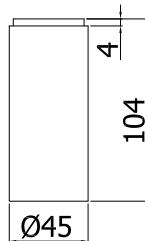
BI 183 . . - RED

Finiture - Finishes

EUR

con doccia estraibile (2 getti) in ABS
with (two-spray) ABS pull out hand-shower

CR



Prolunga senza foro asta per artt. 071-071K-081-081K-131-131K completa di:

- set fissaggio L.190 mm
- set 2 flessibili inox 3/8" G x L.500 mm

Extension without hole for rod for artt. 071-071K-081-081K-131-131K complete with:

- fixing set L.190 mm
- set of 2 stainless steel hoses 3/8" G x L.500 mm

ZPRO 200 . .

Finiture - Finishes

EUR

H100mm
H100mm

CR

ZPRO 300 . .

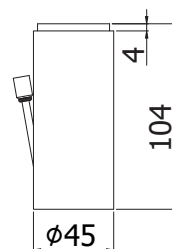
H50mm
H50mm

CR

ZPRO 400 . .

H150mm
H150mm

CR



Prolunga con foro asta per artt. 071-081-131 completa di:

- asta verticale + asta orizzontale L.390mm
- scarico automatico 1"1/4G
- set fissaggio L.190 mm
- set 2 flessibili inox 3/8" G x L.500 mm

Extension with hole for rod for artt. 071-081-131 complete with:

- vertical rod + horizontal rod L.390mm
- 1"1/4G pop up waste
- fixing set L.190 mm
- set of 2 stainless steel hoses 3/8" G x L.500 mm

ZPRO 200 . . 7

Finiture - Finishes

EUR

H100mm
H100mm





CR

ZPRO 400 . . 7

H150mm
H150mm

CR

| | | | Finiture - Finishes | EUR |
|--|-----------------|---|----------------------------|------------|
| | ZA91102R | Cartuccia completa Ø40 senza distributore con regolazione per artt. 015-018-019-BOX015 - 183-183..RED Complete cartridge Ø40 without distributor with regulation for artt. 015-018-019-BOX015 - 183-183..RED | | |
| | ZA91104R | Cartuccia completa Ø35 senza distributore con regolazione per artt. 010-011-040L-041L-071-071K-075-077-078-081-085-131-131K-135-137-138-182-188-BOX010 Complete cartridge Ø35 without distributor with regulation for artt. 010-011-040L-041L-071-071K-075-077-078-081-085-131-131K-135-137-138-182-188-BOX010 | | |
| | ZA91280 | Cartuccia completa Ø40 senza distributore per artt. 047-048 Complete cartridge Ø40 without distributor for artt. 047-048 | | |
| | ZA91103R | Cartuccia completa Ø35 con distributore con regolazione per artt. 022L-023L-026L-168L-168DL-168RL Complete cartridge Ø35 with distributor with regulation for artt. 022L-023L-026L-168L-168DL-168RL | Finiture - Finishes | EUR |
| | | | | |
| | ZA91160 | Cartuccia completa Ø28 senza distributore per artt. BI101..70-103..70 / MI071 - MICRO Complete cartridge Ø28 without distributor for artt. BI101..70-103..70 / MI071 - MICRO | Finiture - Finishes | EUR |
| | | | | |
| | ZA91231 | Cartuccia completa Ø 25 mm per artt. 104..70-105..70-106..70 Complete cartridge Ø 25 mm for artt. 104..70-105..70-106..70 | Finiture - Finishes | EUR |
| | | | | |
| | ZACC146 | Valvolina antiritorno Ø15 mm per artt. ZDEV088..V-ZRAC054 Check-valve Ø15 mm for artt. ZDEV088..V-ZRAC054 | Finiture - Finishes | EUR |
| | ZACC232 | Valvolina antiritorno Ø14 mm per doccia per artt. ZDOC091-ZDOC107 Check-valve Ø14 mm for shower for artt. ZDOC091-ZDOC107 | | |
| | ZAER003 | Aeratore completo Ø28 per artt. 022L-023L-026L Complete aerator Ø28 for artt. 022L-023L-026L | Finiture - Finishes | EUR |
| | ZAER020 | Aeratore completo Ø18 per artt. BI071-071K-075-081-085-131-131K-135-182-188 / MI071-090 Complete aerator Ø18 for artt. BI071-071K-075-081-085-131-131K-135-182-188 / MI071-090 | CR | |
| | ZAER035 | Aeratore completo per artt. 077-078-137-138 Complete aerator for artt. 077-078-137-138 | CR | |
| | ZAER052 | Aeratore completo Ø18 per artt. 101..70-103..70-104..70-105..70-106..70 Complete aerator Ø18 for artt. 101..70-103..70-104..70-105..70-106..70 | CR | |
| | | | | |
| | ZAER022 | Solo snodo per artt. BI131-131K-135 Adjustable tile for aerator connection for artt. BI131-131K-135 | Finiture - Finishes | EUR |
| | ZAER036 | Solo snodo per artt. BI137-138 Joint only for artt. BI137-138 | CR | |
| | ZAER040 | Aeratore completo per art. 040L Complete aerator for art. 040L | Finiture - Finishes | EUR |
| | ZAER110 | Aeratore completo Ø28 per art. 047 Complete aerator Ø28 for art. 047 | CR | |

| | | | | |
|---|--------------------|--|----------------------------|------------|
|  | ZAST024 | Asta Ø4mm + pomolo + snodino per artt. 075-085-135 Rod Ø4mm with knob and articulation for artt. 075-085-135 | Finiture - Finishes | EUR |
| | ZAST035 | Asta scarico completa per artt. 077-137 Complete rod for waste for artt. 077-137 | CR | |
| | ZAST027 | Asta orizzontale per scarico cm. 39 per artt. 071..93 - 081..93 Extended horizontal rod cm. 39 for waste for artt. 071..93 – 081..93 | CR | |
|  | ZBAS012 | Basetta miscelatore per artt. 183 - 183..RED Brass base-ring for artt. 183 – 183..RED | Finiture - Finishes | EUR |
| | ZBAS015 | Basetta miscelatore per artt. 071-071K-075-081-085-131-131K-135-182-188 Brass base-ring for artt. 071-071K-075-081-085-131-131K-135-182-188 | CR | |
| | ZBAS033 | Basetta per artt. 077-078-137-138 Brass base for artt. 077-078-137-138 | CR | |
| | ZBAS040 | Basetta miscelatore per artt. 040L-041L Brass base-ring for mixer artt. 040L-041L | CR | |
| | ZBAS041 | Basetta per bocca artt. 040L-047 Brass base-ring for spout artt. 040L-047 | CR | |
| | ZBAS098 | Basetta miscelatore per artt. 047-048 Brass base-ring for mixer artt. 047-048 | CR | |
|  | ZBAS016 | Basetta miscelatore per artt. MI071 - MICRO Brass base-ring for artt. MI071 - MICRO | Finiture - Finishes | EUR |
| | ZBAS036 | Basetta per artt. MI090 - MICRO Brass base-ring for artt. MI090 - MICRO | CR | |
|  | ZBAS076..SC | Base + basetta + fissaggio per doccia per artt. 040L-041L-047-048 Ring + base + fixing set for hand-shower for artt. 040L-041L-047-048 | Finiture - Finishes | EUR |
| | ZFIS122 | Fissaggio per base doccia artt. 040L-041L-047-048 Fixing kit for base for shower artt. 040L-041L-047-048 | CR | |
|  | ZBOC032 | Bocca bordo vasca con basetta ottone, aeratore e fissaggio per artt. 040L Deck mounted spout with brass ring base, aerator and fixing set for artt. 040L | Finiture - Finishes | EUR |
| | ZBOC090 | Bocca bordo vasca con basetta ottone, aeratore e fissaggio per artt. 047 Deck mounted spout with brass ring base, aerator and fixing set for artt. 047 | CR | |
|  | ZBOC102 | Bocca a muro Ø18 x l.120 mm con piastra Ø70 mm compatibile con artt. 101..70-103..70 Wall spout Ø18 x l.120 mm with wall plate Ø70 mm compatible with artt. 101..70-103..70 | Finiture - Finishes | EUR |
| | ZBOC092 | Bocca a muro Ø18 x l.175 mm con piastra Ø70 mm per artt. 101..70 Wall spout Ø18 x l.175 mm with wall plate Ø70 mm for artt. 101..70 | CR | |
| | ZBOC093 | Bocca a muro Ø18 x l.245 mm con piastra Ø70 mm per artt. 103..70 Wall spout Ø18 x l.245 mm with wall plate Ø70 mm for artt. 103..70 | CR | |
|  | ZBOC136 | Bocca a muro Ø18 x l.123 mm per artt. 104..70 Wall spout Ø18 x l.123 mm for artt. 104..70 | Finiture - Finishes | EUR |
| | ZBOC137 | Bocca a muro Ø18 x l.178 mm per artt. 105..70 Wall spout Ø18 x l.178 mm for artt. 105..70 | CR | |
| | ZBOC138 | Bocca a muro Ø18 x l.248 mm per artt. 106..70 Wall spout Ø18 x l.248 mm for artt. 106..70 | CR | |
|  | ZCAL017 | Calotta per gruppi a parete Nut for wall mounted traditional mixers | Finiture - Finishes | EUR |
| | | | CR | |



ZCANA064 Canna completa con raccordo e aeratore per artt. 077-078
Complete spout with connection and aerator for artt. 077-078

Finiture - Finishes **EUR**
CR



ZCANA065 Canna completa con raccordo e aeratore per artt. 137-138
Complete spout with connection and aerator for artt. 137-138

Finiture - Finishes **EUR**
CR



ZCAP009 Cappuccio sottoleva per artt. 183-183..RED
Under lever cap for artt. 183-183..RED
ZCAP012 Cappuccio sottoleva per artt. 015-018-019
Under lever cap for artt. 015-018-019
ZCAP023 Cappuccio sottoleva per artt. 047-048
Underlever cover for artt. 047-048
ZCAP029 Cappuccio sottoleva per art. BOX015
Under lever cap for art. BOX015
ZCAP034 Cappuccio sottoleva in metallo per artt. 010-011-022L-023L-026L-040L-041L-071-071K-075-081-085-131-131K-135-168L-168DL-168RL-182-188-BOX010
Metal under lever cap for artt. 010-011-022L-023L-026L-040L-041L-071-071K-075-081-085-131-131K-135-168L-168DL-168RL-182-188-BOX010
ZCAP062 Cappuccio sottoleva in metallo per artt. 104..70-105..70-106..70
Metal under lever cap for artt. 104..70-105..70-106..70
ZCAP065 Cappuccio sottoleva per artt. 077-078-137-138
Under lever cap for artt. 077-078-137-138

Finiture - Finishes **EUR**
CR



ZCAP047 Cappuccio sottoleva W27X19 per artt. BI101..70-103..70 / MI071 - MICRO
Under lever cap W27X19 for artt. BI101..70-103..70 / MI071 - MICRO

Finiture - Finishes **EUR**
CR



ZCAP066 Cappuccio per deviatore per artt. 018-019
Cover for diverter for artt. 018-019

Finiture - Finishes **EUR**
CR



ZDEV007 Deviatore completo miscelatore bordo vasca art. 040L-041L
Complete diverter for bath mixer deck mounted art. 040L-041L

Finiture - Finishes **EUR**
CR




ZDEV048 Deviatore completo miscelatore incasso art. 015
Complete diverter for built-in mixer art. 015

Finiture - Finishes **EUR**
CR














ZDEV088..V Deviatore con valvolina antiritorno per miscelatore vasca esterno per artt. 022L-023L-026L
Diverter with check-valve for bath/shower mixer for artt. 022L-023L-026L

Finiture - Finishes **EUR**
CR

| | | <u>Finiture - Finishes</u> | <u>EUR</u> |
|---|--|----------------------------|------------|
|  | ZDEV100 Deviatore completo per art. BOX015 Complete diverter for art. BOX015 | CR | |
|  | ZDEV101 Deviatore completo miscelatore bordo vasca artt. 047-048 Complete diverter for bath mixer deck mounted artt. 047-048 | CR | |
|  | ZDOC032 Doccia BIRILLO (monogetto) in ABS per artt. 023-026-040L-041L-047-048-168D BIRILLO ABS hand-shower (single spray) for artt. 023-026-040L-041L-047-048-168D | CR | |
|  | ZDOC091 Doccia 2 getti in ABS con valvolina antiritorno per art. 183.-RED two-spray ABS pull out hand-shower with check-valve for art. 183.-RED | CR | |
|  | ZDOC107 Doccia 2 getti in ABS con valvolina antiritorno per art. 183 two-spray ABS pull out hand-shower with check-valve for art. 183 ZAER111 Aeratore Ø24mm per art. ZDOC107 Aerator Ø24mm for art. ZDOC107 | CR | |
|  | ZECC022 Eccentrico con rosone per miscelatori a parete Adjustable centre for wall mounted mixers | CR | |
|  | ZFIS007 Fissaggio completo per artt. 183 - 183..RED Complete fixing kit for artt. 183 - 183..RED ZFIS099 Fissaggio miscelatore per artt. 071-071K-075-081-085-131-131K-135-182 Fixing kit for artt. 071-071K-075-081-085-131-131K-135-182 ZFIS099/190 Fissaggio completo per artt. 071..93-081..93 Complete fixing kit for artt. 071..93-081..93 ZFIS100 Fissaggio completo per artt. 077-078-137-138 Complete fixing kit for artt. 077-078-137-138 ZFIS102 Fissaggio completo per art. 188 Complete fixing kit for art. 188 ZFIS103 Fissaggio miscelatore per art. MI071 - MICRO Fixing kit for art. MI071 - MICRO ZFIS104 Fissaggio completo per art. MI090 - MICRO Complete fixing kit for art. MI090 - MICRO | | |
|  | ZFIS121 Fissaggio 3/4 per bocca bordo vasca artt. 040L-047 3/4 Fixing kit for spout artt. 040L-047 | | |

| | | <u>Finiture - Finishes</u> | <u>EUR</u> |
|--|---|----------------------------------|------------|
| | ZFIS123 Fissaggio per corpo miscelatore bordo vasca artt. 040L-041L Fixing kit for mixer body artt. 040L-041L | | |
| | ZFIS127 Fissaggio per corpo miscelatore bordo vasca artt. 047-048 Fixing kit for mixer body artt. 047-048 | <u>Finiture - Finishes</u> | <u>EUR</u> |
| | ZFLO001 Flessibile 1/2"x1/2" 1500mm con calotta conica doppia aggraffatura per artt. 023L-026L-168DL Double fastened longlife metal flexible hose 1/2"x1/2" 1500mm with conical nut for artt. 023L-026L-168DL | <u>Finiture - Finishes</u> CR | <u>EUR</u> |
| | ZFLO009 Flessibile ottone doppia aggraffatura F1/2" - M15x1 mm.1500 con calotta conica e peso ecologico per artt. 040L-041L-047-048 F1/2" - M15x1 mm.1500 twist-free double interlock brass flexible hose with conical nut and weight for artt. 040L-041L-047-048 | <u>Finiture - Finishes</u> CR | <u>EUR</u> |
| | ZFLO011 Flessibile nylon F1/2" - M15x1 1500mm con peso ecologico per artt. 183 - 183..RED F1/2" - M15x1 mm.1500 nylon hose with weight for artt. 183 - 183..RED | CR | |
| | ZFLX021 Set flex inox (3 pezzi) per artt. 183 - 183..RED Set of 3 pcs. inox flex for artt. 183 - 183..RED | <u>Finiture - Finishes</u> CR | <u>EUR</u> |
| | ZFLX035 Set flex inox per artt. ZPRO200-ZPRO300-ZPRO200..7 (2 pezzi) - 071..93-081..93 Set of 2 pcs. inox flex for artt. ZPRO200-ZPRO300-ZPRO200..7 - 071..93-081..93 | CR | |
| | ZFLX037 Set flex inox (2 pezzi) per artt. ZPRO100 - MICRO Set of 2 pcs. inox-flex for artt. ZPRO100 - MICRO | CR | |
| | ZFLX059 Set flex inox con prolunghe per artt. 188 (2 pezzi) Set of 2 pcs. inox flex with extension for artt. 188 | CR | |
| | ZFLX101 Set 2 flex inox SOFT PEX F3/8 450 mm per artt. 071-071K-075-077-078-081-085-131-131K-135-137-138-182 Set of 2 F3/8 stainless steel hoses 450 mm SOFT PEX for artt. 071-071K-075-077-078-081-085-131-131K-135-137-138-182 | CRPX | |
| | ZFLX102 Set 2 flex inox SOFT PEX F3/8 450 mm per artt. MI071 - MICRO Set of 2 F3/8 stainless steel hoses 450 mm SOFT PEX for artt. MI071 - MICRO | CRPX | |
| | ZFLX112 Set flex inox per artt. ZPRO400-ZPRO400..7 (2 pezzi) Set of 2 pcs. inox flex for artt. ZPRO400-ZPRO400..7 | CRPX | |
| | ZFLX133 Flex inox F.3/4"xF.1/2" cm 60 per bocca per artt. 040L-047 Inox flex F.3/4"xF.1/2" cm 60 for spout for artt. 040L-047 | CR | |
| | ZFLX086 Set flex inox (5 pezzi) per artt. 040L-041L Set of 5 pcs. inox flex for artt. 040L-041L | <u>Finiture - Finishes</u> CR | <u>EUR</u> |
| | ZFLX132 Set flex inox (4 pezzi) per artt. 047-048 Set of 4 pcs. inox flex for artt. 047-048 | <u>Finiture - Finishes</u> CR | <u>EUR</u> |
| | ZGHI001 Ghiera fermacartuccia per artt. BOX015-047-048-183-183..RED Ring-nut for cartridge fastening for artt. BOX015-047-048-183-183..RED | <u>Finiture - Finishes</u> | <u>EUR</u> |
| | ZGHI010 Ghiera fermacartuccia per artt. 010-011-022L-023L-026L-040L-041L-071-071K-075-077-078-081-085-131-131K-135-137-138-168L-168DL-168RL-182-188-BOX010 Ring-nut for cartridge fastening for artt. 010-011-022L-023L-026L-040L-041L-071-071K-075-077-078-081-085-131-131K-135-137-138-168L-168DL-168RL-182-188-BOX010 | | |

| | | <u>Finiture - Finishes</u> | <u>EUR</u> |
|---|--|----------------------------------|------------|
|  | ZGHI015 Ghiera ferma cartuccia W27X19 per artt. BI101..70-103..70 / MI071 - MICRO Ring-nut for cartridge fastening W27X19 for artt. BI101..70-103..70 / MI071 - MICRO | | |
|  | ZGHI027 Ghiera per deviatore M37x1.5 per artt. 018-019 M37x1.5 ring nut for diverter for artt. 018-019 | <u>Finiture - Finishes</u> | <u>EUR</u> |
|  | ZGHI030 Ghiera ferma cartuccia M30x1 per artt. 104-104..70-105-105..70-106-106..70 M30x1 cartridge fastening ring nut for artt. 104-104..70-105-105..70-106-106..70 | <u>Finiture - Finishes</u> CR | <u>EUR</u> |
|  | ZLEV046 Leva completa lunga per artt. 071-071K-075-081-085-131-131K-135-182 - 071..93 - 081..93 Complete long lever for artt. 071-071K-075-081-085-131-131K-135-182 - 071..93 - 081..93 | <u>Finiture - Finishes</u> CR | <u>EUR</u> |
|  | ZLEV048 Leva completa Ø35 per artt. MI071 - MICRO Complete lever Ø35 for artt. MI071 - MICRO | <u>Finiture - Finishes</u> CR | <u>EUR</u> |
|  | ZLEV058 Leva completa per artt. 015-018-019-BOX015 Complete lever for artt. 015-018-019-BOX015 | <u>Finiture - Finishes</u> CR | <u>EUR</u> |
| | ZLEV078 Leva completa per artt. 077-078-137-138 Complete lever for artt. 077-078-137-138 | CR | |
| | ZLEV079 Leva completa per artt. 188 Complete lever for artt. 188 | CR | |
| | ZLEV085 Leva completa corta per artt. 010-011-BOX010 Complete short lever for artt. 010-011-BOX010 | CR | |
| | ZLEV104 Leva completa per artt. 040L-041L Complete lever for artt. 040L-041L | CR | |
| | ZLEV108 Leva completa corta per artt. 022L-023L-026L-168L-168DL-168RL Complete short lever for artt. 022L-023L-026L-168L-168DL-168RL | CR | |
| | ZLEV120 Leva completa per artt. 101..70 - 103..70 Complete lever for artt. 101..70 - 103..70 | CR | |
| | ZLEV157 Leva completa per artt. 047-048 Complete lever for artt. 047-048 | CR | |
| | ZLEV165 Leva completa per artt. 183 - 183..RED Complete lever for artt. 183 - 183..RED | CR | |
| | ZLEV224 Leva completa Ø35 per artt. 104..70-105..70-106..70 Complete lever Ø35 for artt. 104..70-105..70-106..70 | CR | |
|  | ZLEV075 Perno per leva art. MI090 con indicatori blu, rosso e cromo - MICRO Rod for handle for MI090 with blue/red/chromed index rings - MICRO | <u>Finiture - Finishes</u> CR | <u>EUR</u> |

| | | | | |
|---|----------------|---|----------------------------------|------------|
|  | ZLEV083 | Maniglia completa per art. MI090 - MICRO Complete handle for art. MI090 - MICRO | Finiture - Finishes CR | EUR |
|  | ZMAN130 | Maniglia per cartuccia deviatore per art. 019 Complete handle for diverter cartridge for art. 019 | Finiture - Finishes CR | EUR |
|  | ZMAN138 | Maniglia per cartuccia deviatore per art. 018 Complete handle for diverter cartridge for art. 018 | CR | |
|  | ZPIA007 | Piastra con guarnizione 1 foro per art. 010 / Ø116 mm One-hole wall plate with gasket for art. 010 / Ø116 mm | Finiture - Finishes CR | EUR |
|  | ZPIA008 | Piastra lusso tonda con guarnizione per art. 011 / Ø110 mm Luxury round plate with gasket for art. 011 / Ø110mm | CR | |
|  | ZPIA017 | Piastra tonda 2 fori con guarnizioni per art. 015 / Ø200 mm Round two-hole wall plate with gaskets for art. 015 / Ø200mm | Finiture - Finishes CR | EUR |
|  | ZPIA072 | Piastra tonda in ABS 1 foro con OR per art. BOX010 / Ø173 mm ABS round one-hole wall plate with OR for art. BOX010 / Ø173mm | Finiture - Finishes CR | EUR |
|  | ZPIA074 | Piastra tonda in ABS 2 fori con OR per art. BOX015 / Ø173 mm ABS round two-hole wall plate with OR for art. BOX015 / Ø173mm | Finiture - Finishes CR | EUR |
|  | ZPIA085 | Piastra con guarnizioni per miscelatore incasso (2 uscite) per art. 018 / Ø200 mm Wall plate with gaskets for concealed shower mixer (2 outlets) for art. 018 / Ø200 mm | CR | |
|  | ZPIA084 | Piastra con guarnizioni per miscelatore incasso (3 uscite) per art. 019 / Ø200 mm Wall plate with gaskets for concealed shower mixer (3 outlets) for art. 019 / Ø200 mm | CR | |
|  | ZPIA093 | Piastra in metallo con guarnizione per miscelatore per artt.101..70-103..70-104..70-105..70-106..70 / Ø70 mm One-hole wall plate with gasket for mixer for artt.101..70-103..70-104..70-105..70-106..70 / Ø70 mm | Finiture - Finishes CR | EUR |



ZPIA092 Piastra in metallo con guarnizione per bocca per artt. 101..70-103..70-104..70-105..70-106..70 / Ø70 mm
One-hole wall plate with gasket for spout for artt. 101..70-103..70-104..70-105..70-106..70 / Ø70 mm

Finiture - Finishes **EUR**
CR



ZRAC030 Gambo da 1/2" per art. MI090 - MICRO
1/2" tread tile for art. MI090 - MICRO
ZFIS104 Fissaggio completo per art. MI090 - MICRO
Complete fixing kit for art. MI090 - MICRO

Finiture - Finishes **EUR**



ZRAC054 Raccordo 1/2" per artt. 168L-168DL
1/2" connection for artt. 168L-168DL

Finiture - Finishes **EUR**
CR



ZRAC131 Raccordo 3/4" con OR per art. 168RL
3/4" connection with OR for art. 168RL

Finiture - Finishes **EUR**
CR



ZSED006 Sede per gruppi a parete
Wall mounted mixers seat

Finiture - Finishes **EUR**
CR



ZSET001 Set gancio/antifrizione per artt. 182-188
Joints set for artt. 182-188

Finiture - Finishes **EUR**



ZVIT051 Vitone dischi ceramici 90° dx per art. MI090
1/4 clockwise turn ceramic disc valve for art. MI090

Finiture - Finishes **EUR**



ZVIT092 Cartuccia deviatore (2 uscite) Ø32 mm per art. 018
Diverter cartridge (2 outlets) Ø32 mm for art. 018
ZVIT091 Cartuccia deviatore (3 uscite) Ø32 mm per art. 019
Diverter cartridge (3 outlets) Ø32 mm for art. 019

Finiture - Finishes **EUR**

berry

ARMONIA

La morbidezza e la semplicità della sua forma ovale fanno della serie BERRY un elemento in grado di caratterizzare il bagno con discrezione.

L'armonia della forma crea armonia con l'ambiente circostante. Le tre varianti disponibili di lavabo (Standard, Prolungato e Canna Tonda) rendono la serie BERRY perfettamente in grado di soddisfare chi non vuole scegliere tra design e funzionalità di utilizzo.

HARMONY

The softness and simplicity of its oval shape make the series BERRY an element able of characterizing the bathroom with discretion. The harmony of form creates harmony with the surrounding environment. The three basin variants (Standard, Extended and with round swivel high spout) make the BERRY series perfectly able to meet those who do not want to choose between design and functionality of use.

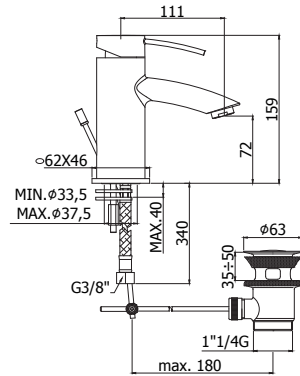


FINITURE | FINISHES

La serie **BERRY** è disponibile nelle seguenti finiture:
BERRY range is available in the following finishes:

CR cromato
chrome plated

berry

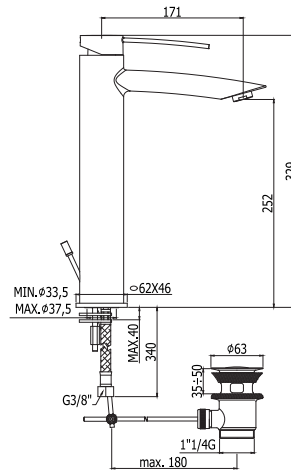


- Miscelatore lavabo completo di:
- aeratore M24x1
 - set 2 flessibili inox 3/8" G
- Wash basin mixer complete with:
- aerator M24x1
 - set of 2 stainless steel hoses 3/8" G

BR 071 . . . **Finiture - Finishes**
CR **EUR**
 senza scarico
 without pop up waste

BR 071K . . . **CR**
 con scarico Clic-Clac 1"1/4G
 with 1"1/4G Clic-Clac press top waste

BR 075 . . . **CR**
 con scarico automatico 1"1/4G
 with 1"1/4G pop up waste

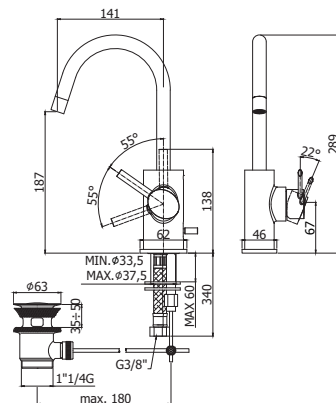


- Miscelatore lavabo prolungato completo di:
- aeratore M24x1
 - set 2 flessibili inox 3/8" G
- Tall wash basin mixer complete with:
- aerator M24x1
 - set of 2 stainless steel hoses 3/8" G

BR 081 . . . **Finiture - Finishes**
CR **EUR**
 senza scarico
 without pop up waste

BR 081K . . . **CR**
 con scarico Clic-Clac 1"1/4G
 with 1"1/4G Clic-Clac press top waste

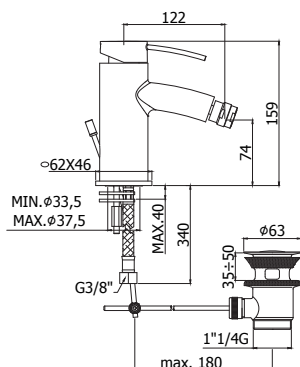
BR 085 . . . **CR**
 con scarico automatico 1"1/4G
 with 1"1/4G pop up waste



- Miscelatore lavabo con canna orientabile completo di:
- aeratore M16x1
 - set 2 flessibili inox 3/8" G
- Wash basin mixer with swivelling spout complete with:
- aerator M16x1
 - set of 2 stainless steel hoses 3/8" G

BR 078 . . . **Finiture - Finishes**
CR **EUR**
 senza scarico
 without pop up waste

BR 077 . . . **CR**
 con scarico automatico 1"1/4G
 with 1"1/4G pop up waste



Miscelatore bidet completo di:

- snodo e aeratore M24x1
- set 2 flessibili inox 3/8"G

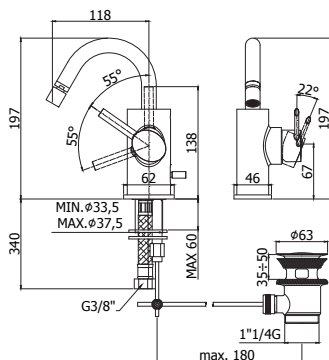
Bidet mixer complete with:

- swivel joint and aerator M24x1
- set of 2 stainless steel hoses 3/8"G

BR 131 . . **Finiture - Finishes** **EUR**
 senza scarico **CR**
 without pop up waste

BR 131K . . **CR**
 con scarico Clic-Clac 1"1/4G
 with 1"1/4G Clic-Clac press top waste

BR 135 . . **CR**
 con scarico automatico 1"1/4G
 with 1"1/4G pop up waste



Miscelatore bidet con canna orientabile completo di:

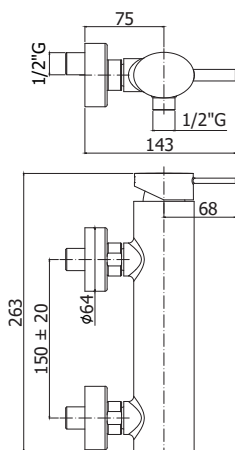
- con snodo e aeratore M16x1
- set 2 flessibili inox 3/8"G

Bidet mixer with swivelling spout complete with:

- with swivel joint and aerator M16x1
- set of 2 stainless steel hoses 3/8"G

BR 138 . . **Finiture - Finishes** **EUR**
 senza scarico **CR**
 without pop up waste

BR 137 . . **CR**
 con scarico automatico 1"1/4G
 with 1"1/4G pop up waste



Miscelatore doccia completo di:

- set 2 eccentrici 1/2"x3/4"G e rosoni

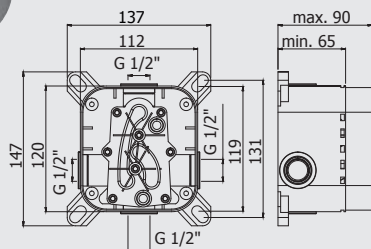

Shower mixer complete with:

- set of 2 5-wall-unions 1/2"x3/4"G and wall-plates

BR 168 . . **Finiture - Finishes** **EUR**
 senza set doccia **CR**
 • con attacco inferiore 1/2"G
 without shower set
 • with 1/2"G lower connection

BR 168D . . **CR**
 con supporto a muro snodato in ABS
 • con doccia e flessibile
 with ABS joint wall bracket
 • with hand-shower and flexible hose

BR 168R . . **CR**
 rovesciato senza set doccia
 • con attacco superiore 3/4"G
 overturned without shower set
 • with 3/4"G upper connection



⚠ PIASTRA METALLO - METAL PLATE
min.77mm - max 90 mm

Set incasso universale per miscelatori doccia completo di:

- corpo incasso
- box

Universal concealed Box for mixers complete with:

- concealed body
- box

PBOX 001

Finiture - Finishes

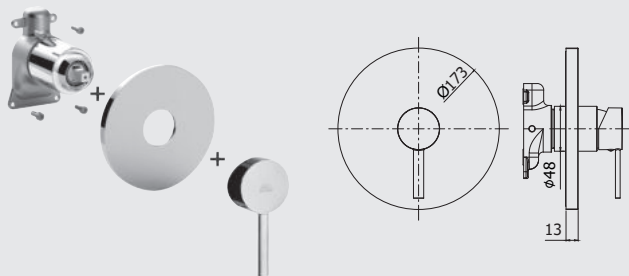
EUR

senza set esterno

without external set

*Da abbinare solo con BR BOX010 - BR BOX015

*To be completed only with BR BOX010 - BR BOX015



Set esterno miscelatore incasso doccia (1 uscita) completo di:

- corpo miscelatore
- piastra in ABS Ø173mm e leva

External set for concealed shower mixer (1 outlet) complete with:

- mixer body
- ABS wall plate Ø173 mm and lever

BR BOX010

Finiture - Finishes

EUR

senza deviatore

CR

without diverter

*Da abbinare solo con PBOX 001

*To be completed only with PBOX 001

ZPRO BOX010 . .

Prolunga per art. BOX010

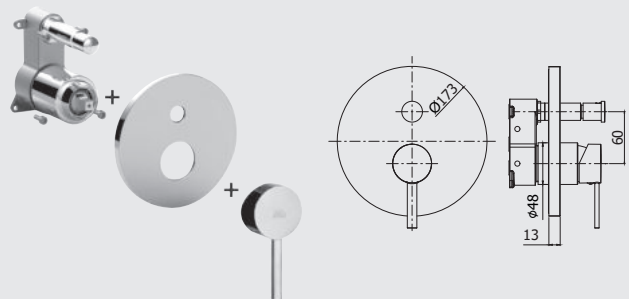
- H30mm

Extension for art. BOX010

- H30mm



CR



Set esterno miscelatore incasso doccia (2 uscite) completo di:

- corpo miscelatore
- piastra in ABS Ø173mm e leva

External set for concealed shower mixer (2 outlets) complete with:

- mixer body
- ABS wall plate Ø173 mm and lever

BR BOX015

Finiture - Finishes

EUR

con deviatore a pulsante

CR

with push diverter

*Da abbinare solo con PBOX 001

*To be completed only with PBOX 001

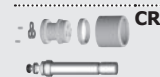
ZPRO BOX015 . .

Prolunga con deviatore per art. BOX015

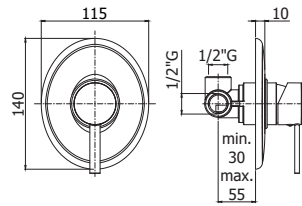
- H30mm

Extension with diverter for art. BOX015

- H30mm



CR



Miscelatore incasso doccia (1 uscita) completo di:
 • piastra 115x140mm
 • attacchi 1/2" G
 Concealed shower mixer (1 outlet) complete with:
 • wall plate 115x140mm
 • 1/2" G connections

BR 010 . . . **Finiture - Finishes** **EUR**
 senza deviatore **CR**
 without diverter

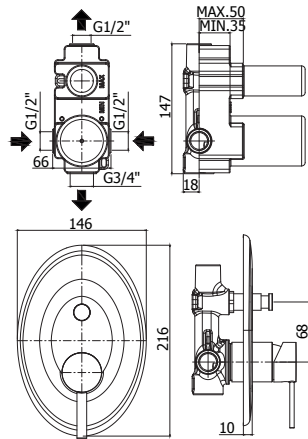
* Per set incasso/esterno separati (v. capitolo Incassi Projects)
 * For concealed/external set divided (see Concealed mixer Projects chapter)

ZPRO 013 . . .
 Prolunga per art. 010
 • H43mm
 Extension for art. 010
 • H43mm



Miscelatore incasso doccia (2 uscite) completo di:
 • piastra in ABS 146x216mm
 • attacchi calda/fredda e superiore 1/2" G - attacco inferiore 3/4" G
 Concealed shower mixer (2 outlets) complete with:
 • ABS wall plate 146x216mm
 • 1/2" G hot/cold and upper connections - 3/4" G lower connection

BR 015 . . . **Finiture - Finishes** **EUR**
 con deviatore a pulsante **CR**
 with push diverter



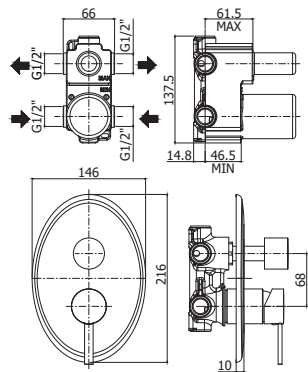
* Per set incasso/esterno separati (v. capitolo Incassi Projects)
 * For concealed/external set divided (see Concealed mixer Projects chapter)

ZPRO 028 . . .
 Prolunga con deviatore per art. 015
 • H30mm
 Extension with diverter for art. 015
 • H30mm



Miscelatore incasso doccia (2 uscite) completo di:
 • piastra in ABS 146x216mm
 • attacchi 1/2" G
 Concealed shower mixer (2 outlets) complete with:
 • ABS wall plate 146x216mm
 • 1/2" G connections

BR 018 . . . **Finiture - Finishes** **EUR**
 con cartuccia deviatore (2 uscite + 1 **CR**
 posizione combinata)
 with diverter cartridge (2 outlets + 1 **CR**
 combined position)

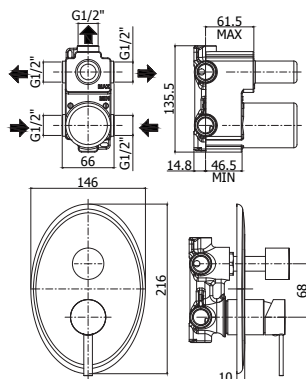


* Per set incasso/esterno separati (v. capitolo Incassi Projects)
 * For concealed/external set divided (see Concealed mixer Projects chapter)

ZPRO 068 . . .
 Prolunga con deviatore per art. 018-019
 • H30mm
 Extension with diverter for art. 018-019
 • H30mm



berry



Miscelatore incasso doccia (3 uscite) completo di:

- piastra in ABS 146x216mm
- attacchi 1/2" G

Concealed shower mixer (3 outlets) complete with:

- ABS wall plate 146x216mm
- 1/2" G connections

BR 019 . .

con cartuccia deviatore (3 uscite + 3 posizioni combinate)

with diverter cartridge (3 outlets + 3 combined positions)

Finiture - Finishes

EUR

CR

* Per set incasso/esterno separati (v. capitolo Incassi Projects)

* For concealed/external set divided (see Concealed mixer Projects chapter)

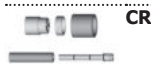
ZPRO 068 . .

Prolunga con deviatore per artt. 018-019

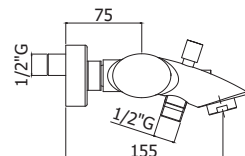
- H30mm

Extension with diverter for artt. 018-019

- H30mm



CR



Miscelatore vasca/doccia con deviatore completo di:

- aeratore M28x1
- set 2 eccentrici 1/2"x3/4" G e rosoni

Bath/shower mixer with diverter complete with:

- aerator M28x1
- set of 2 S-wall-unions 1/2"x3/4" G and wall-plates

BR 022 . .

senza set doccia
without shower set

Finiture - Finishes

EUR

CR

BR 023 . .

con supporto a muro snodato in ABS
with ABS joint wall bracket

with hand-shower and flexible hose

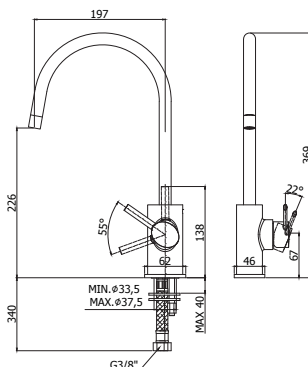
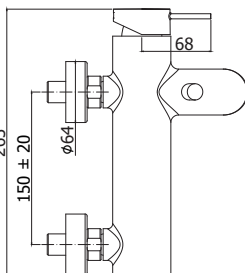
CR

BR 026 . .

con supporto a muro fisso in ABS
with ABS fixed wall bracket

with hand-shower and flexible hose

CR



Miscelatore lavello monoforo completo di:

- aeratore M16x1
- set 2 flessibili inox 3/8" G

One-hole sink mixer complete with:

- aerator M16x1
- set of 2 stainless steel hoses 3/8" G

BR 180 . .

con canna orientabile
with swivelling spout

Finiture - Finishes

EUR

CR

| | | |
|--|--|--|
| | <p>ZA91104R Cartuccia completa Ø35 senza distributore con regolazione per artt. 010-015-018-019-022-023-026-168-168D-168R / BOX010-015 Complete cartridge Ø35 without distributor with regulation for artt. 010-015-018-019-022-023-026-168-168D-168R / BOX010-015</p> | <p>Finiture - Finishes EUR</p> |
| | <p>ZA91170 Cartuccia completa Ø 25 mm per artt. 071-071K-075-077-078-081-081K-085-131-131K-135-137-138-180 Complete cartridge Ø 25mm for artt. 071-071K-075-077-078-081-081K-085-131-131K-135-137-138-180</p> | <p>Finiture - Finishes EUR</p> |
| | <p>ZACC146 Valvolina antiritorno Ø15 mm per artt. ZDEV088..V-ZRAC022 Check-valve Ø15 mm for artt. ZDEV088..V-ZRAC022</p> | <p>Finiture - Finishes EUR</p> |
| | <p>ZAER003 Aeratore Ø28x1M per artt. 022-023-026 Aerator Ø28x1M for artt. 022-023-026 ZAER059 Aeratore Ø24x1M per artt. 071-071K-075-081-081K-085-131-131K-135 Aerator Ø24x1M for artt. 071-071K-075-081-081K-085-131-131K-135</p> | <p>Finiture - Finishes EUR CR CR</p> |
| | <p>ZAER006 Snodo con aeratore Ø 24x1M per artt. 131-131K-135 Joint with aerator Ø 24x1M for artt. 131-131K-135 ZAER077 Snodo con aeratore Ø 18 per artt. 137-138 Joint with aerator Ø 18 for artt. 137-138</p> | <p>Finiture - Finishes EUR CR CR</p> |
| | <p>ZAER052 Aeratore completo Ø18 (M16x1) per artt. 077-078-180 Aerator Ø18 (M16x1) for artt. 077-078-181</p> | <p>Finiture - Finishes EUR CR</p> |
| | <p>ZAST041 Asta pomolo snodino Ø4mm dritta per artt. 077-137 Straight rod Ø4mm with knob for artt. 077-137 ZAST046 Asta pomolo snodino Ø4mm piegata per artt. 075-085-135 Bent rod Ø4mm with knob for artt. 075-085-135 ZAST023 Snodo in ABS per asta scarico ABS articulation for rod connection</p> | <p>Finiture - Finishes EUR CR CR</p> |
| | <p>ZBAS065 Basetta per artt. 071-071K-075-081-081K-085-131-131K-135 Brass base for artt. 071-071K-075-081-081K-085-131-131K-135 ZBAS066 Basetta per artt. 77-078-137-138-180 Brass base for artt. 77-078-137-138-180</p> | <p>Finiture - Finishes EUR CR CR</p> |

| | | | <u>Finiture - Finishes</u> | <u>EUR</u> |
|---|-------------------|--|----------------------------|------------|
|  | ZCAL007 | Calotta per miscelatori a parete Nut for wall mounted mixers | CR | |
|  | ZCANA095 | Canna tonda con aeratore per artt. 077-078 Round spout with aerator for artt. 077-078 | CR | |
| | ZCANA096 | Canna tonda con aeratore per art. 180 Round spout with aerator for art. 180 | CR | |
| | ZCANA097 | Canna tonda con aeratore snodato per artt. 137-138 Round spout with joint aerator for artt. 137-138 | CR | |
|  | ZCAP034 | Cappuccio sottoleva in metallo per artt. 010-015-022-023-026-168-168D-168R / BOX010-015 Metal underlever cover for artt. 010-015-022-023-026-168-168D-168R / BOX010-015 | CR | |
| | ZCAP048 | Cappuccio sottoleva in metallo per artt. 071-071K-075-077-078-081-081K-085-131-131K-135-137-138-180 Metal underlever cover for artt. 071-071K-075-077-078-081-081K-085-131-131K-135-137-138-180 | CR | |
|  | ZCAP066 | Cappuccio per deviatore per artt. 018-019 Cover for diverter for artt. 018-019 | CR | |
|  | ZDEV048 | Deviatore completo per miscelatore incasso art.015 Diverter for concealed mixer art. 015 | CR | |
|  | ZDEV088..V | Deviatore con valvolina antiritorno per miscelatore vasca esterno per artt. 022-023-026 Diverter with check-valve for bath/shower mixer for artt. 022-023-026 | CR | |
|  | ZDEV100 | Deviatore completo per tutti gli artt. BOX015 Complete diverter for all artt. BOX015 | CR | |
|  | ZDOC078 | Doccia BERRY(monogetto) in metallo per artt. 023-168D BERRY metal hand-shower (single-spray) for artt. 023-168D | CR | |

| | | |
|--|--|---|
| | <p>ZECC029 Eccentrico con rosone 1/2"x 3/4" per miscelatori a parete Adjustable centre 1/2"x 3/4" for wall mounted mixers</p> | <p>Finiture - Finishes EUR CR</p> |
| | <p>ZFIS048 Set fissaggio per artt. 071-071K-075-081-081K-085-131-131K-135 Fixing set for artt. 071-071K-075-081-081K-085-131-131K-135 ZFIS049 Set fissaggio per artt. 077-137 Fixing set for artt. 077-137 ZFIS038 Set fissaggio per artt. 078-085-138-180 Fixing set for artt. 078-085-138-180</p> | <p>Finiture - Finishes EUR</p> |
| | <p>ZFLO001 Flessibile 150 cm doppia aggraffatura e calotta conica per artt. 023-026-168D Flexible hose 150 cm double interlock and conical nut for artt. 023-026-168D</p> | <p>Finiture - Finishes EUR CR</p> |
| | <p>ZFLX069 Set 2 flex inox F3/8 cm. 35 con guarnizioni per artt. 077-078-081-081K-085-137-138-180 Set of 2 F3/8 stainless steel hoses cm. 35 with gaskets for artt. 077-078-081-081K-085-137-138-180 ZFLX102 Set 2 flex inox SOFT PEX F3/8 cm. 45 per artt. 071-071K-075-131-131K-135 Set of 2 F3/8 stainless steel hoses cm. 45 SOFT PEX for artt. 071-071K-075-131-131K-135</p> | <p>Finiture - Finishes EUR CR CRPX</p> |
| | <p>ZGHI010 Ghiera ferma cartuccia per artt. 010-015-022-023-026-168-168D-168R / BOX010-015 Cartridge fastening ring nut for artt. 010-015-022-023-026-168-168D-168R / BOX010-015 ZGHI016 Ghiera ferma cartuccia per artt. 071-071K-075-077-078-081-081K-085-131-131K-135-137-138-180 Cartridge fastening ring nut for artt. 071-071K-075-077-078-081-081K-085-131-131K-135-137-138-180</p> | <p>Finiture - Finishes EUR</p> |
| | <p>ZGHI027 Ghiera per deviatore M37x1.5 per artt. 018-019 M37x1.5 ring nut for diverter for artt. 018-019</p> | <p>Finiture - Finishes EUR</p> |
| | <p>ZLEV122 Leva completa per artt. 071-071K-075-131-131K-135 Complete lever for artt. 071-071K-075-131-131K-135 ZLEV123 Leva completa per artt. 081-081K-085 Complete lever for artt. 081-081K-085</p> | <p>Finiture - Finishes EUR CR CR</p> |
| | <p>ZLEV124 Leva completa per artt. 022-023-026-168-168D-168R Complete lever for artt. 022-023-026-168-168D-168R</p> | <p>Finiture - Finishes EUR CR</p> |



- ZLEV126** Leva completa per artt. 077-078-137-138-180
Complete lever for artt. 077-078-137-138-180
- ZLEV127** Leva completa per artt. 010-015-018-019 / BOX010-015
Complete lever for artt. 010-015-018-019 / BOX010-015

Finiture - Finishes **EUR**
CR



- ZMAN130** Maniglia per cartuccia deviatore per art. 019
Complete handle for diverter cartridge for art. 019
- ZMAN138** Maniglia per cartuccia deviatore per art. 018
Complete handle for diverter cartridge for art. 018

Finiture - Finishes **EUR**
CR



- ZPIA039** Piastra 1 foro con guarnizione per art. 010 / L.115 x h.140 mm
One-hole wall plate with gasket for art. 010 / L.115 x h.140 mm

Finiture - Finishes **EUR**
CR



- ZPIA040** Piastra 2 fori con guarnizioni per art. 015 / L.146 x h.216 mm
Two-hole wall plate with gaskets for art. 015 / L.146 x h.216 mm

Finiture - Finishes **EUR**
CR



- ZPIA072** Piastra tonda in ABS 1 foro con OR per art. BOX010 / Ø173 mm
ABS round one-hole wall plate with OR for art. BOX010 / Ø173mm

Finiture - Finishes **EUR**
CR



- ZPIA074** Piastra tonda in ABS 2 fori con OR per art. BOX015 / Ø173 mm
ABS round two-hole wall plate with OR for art. BOX015 / Ø173mm

Finiture - Finishes **EUR**
CR



- ZPIA087** Piastra con guarnizioni per miscelatore incasso (2 uscite) per art. 018 / L.146 x h.216 mm
Wall plate with gaskets for concealed shower mixer (2 outlets) for art. 018 / L.146 x h.216 mm
- ZPIA086** Piastra con guarnizioni per miscelatore incasso (3 uscite) per art. 019 / L.146 x h.216 mm
Wall plate with gaskets for concealed shower mixer (3 outlets) for art. 019 / L.146 x h.216 mm

Finiture - Finishes **EUR**
CR



- ZRAC022** Raccordo 1/2" con OR per artt. 168-168D
1/2" connection with OR for artt. 168-168D
- ZRAC084** Raccordo 3/4" con OR per art. 168R
3/4" connection with OR for art. 168R

Finiture - Finishes **EUR**
CR

**ZRAC060**

Raccordo per attacco flex inox artt. 071-071K-075-131-131K-135
 Connection for stainless steel hose artt. 071-071K-075-131-131K-135

Finiture - Finishes **EUR**

**ZSED001**

Sede per miscelatori a parete
 Wall mounted single lever mixer seat

Finiture - Finishes **EUR**
CR

**ZTUB009**

Tubetto rame con raccordo 8x1 (1 pezzo) per artt. 071-071K-075-077-078-081-081K-085-131-131K-135-137-138-180
 Copper pipe with connection 8x1 (1 piece) for artt. 071-071K-075-077-078-081-081K-085-131-131K-135-137-138-180

Finiture - Finishes **EUR**
CR

**ZVIT092**

Cartuccia deviatore (2 uscite) Ø32 mm per art. 018

Diverter cartridge (2 outlets) Ø32 mm for art. 018

ZVIT091

Cartuccia deviatore (3 uscite) Ø32 mm per art. 019

Diverter cartridge (3 outlets) Ø32 mm for art. 019

Finiture - Finishes **EUR**

ringo-west

VERSATILITÀ

La fusione tra forma quadra e tonda crea uno stile unico per le serie RINGO e WEST, rendendole perfette per ogni stile di design e di arredamento. Oltre che nelle sue forme, la versatilità di queste serie si evidenzia anche nelle sue numerose varianti: leva aperta per la serie RINGO, leva chiusa per la serie WEST.

E per entrambe le versioni il lavabo è disponibile in tre altezze differenti (Standard, Medio e Prolungato), e sia con cartuccia standard che con cartuccia ENERGY SAVING, grazie alla quale si può ottenere un sensibile risparmio energetico in quanto l'apertura della leva consente erogazione di acqua fredda, mentre per ottenere l'acqua calda è necessario ruotare la leva verso sinistra. La serie RINGO è inoltre disponibile, oltre alla versione classica cromata, anche nella moderna finitura NERO OPACO

VERSATILITY

The fusion between square and round shape creates a unique style for RINGO and WEST series, making them perfect for any design style and furnishings. In addition to their forms, the versatility of these series is also evident in its many variations: Open handle for RINGO series, closed handle for WEST series.

For both versions, washbasin mixer is available in three different heights (Standard, Middle and Extended), and even with standard cartridge then ENERGY SAVING cartridge, thanks to which you can achieve significant energy savings since the opening of the handle in frontal position allows supply of cold water, while for obtaining hot water it is requested to turn the handle to the left. The RINGO series is also available, in addition to the classic chrome, in modern finish MATT BLACK.



FINITURE | FINISHES

La serie **RINGO** è disponibile nelle seguenti finiture:
RINGO range is available in the following finishes:

- CR** cromato
chrome plated
- NO** nero opaco
matt black finish

La serie **WEST** è disponibile nelle seguenti finiture:
WEST range is available in the following finishes:

- CR** cromato
chrome plated

VARIANTI | VARIANTS



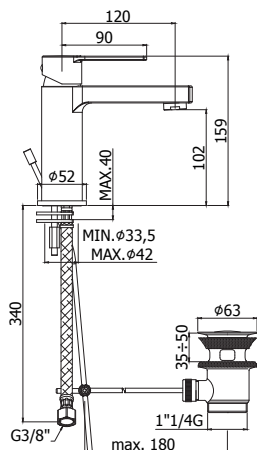
RIN
LEVA RINGO
RINGO HANDLE



WS
LEVA WEST
WEST HANDLE

RISPARMIO ENERGETICO ENERGY SAVING

ringo-west



- Miscelatore lavabo completo di:
- aeratore M24x1
 - set 2 flessibili inox 3/8"G
- Wash basin mixer complete with:
- aerator M24x1
 - set of 2 stainless steel hoses 3/8"G

RIN 071 . . / WS 071 . .

senza scarico
without pop up waste

Finiture - Finishes EUR



CR

NO

Leva RINGO



CR

Leva WEST

RIN 071K . . / WS 071K . .

con scarico Clic-Clac 1"1/4G
with 1"1/4G Clic-Clac press top waste



CR

NO

Leva RINGO



CR

Leva WEST

RIN 075 . . / WS 075 . .

con scarico automatico 1"1/4G
with 1"1/4G pop up waste



CR

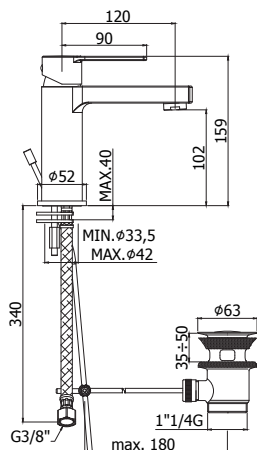
NO

Leva RINGO



CR

Leva WEST



- Miscelatore lavabo completo di:
- cartuccia Energy Saving
 - aeratore M24x1 con riduttore di portata
 - set 2 flessibili inox 3/8"G
- Wash basin mixer complete with:
- Energy Saving cartridge
 - aerator M24x1 with flow reducer
 - set of 2 stainless steel hoses 3/8"G

RIN 071 . . -ES / WS 071 . . -ES

senza scarico
without pop up waste

Finiture - Finishes EUR



CR

NO

Leva RINGO



CR

Leva WEST

RIN 075 . . -ES / WS 075 . . -ES

con scarico automatico 1"1/4G
with 1"1/4G pop up waste



CR

NO

Leva RINGO



CR

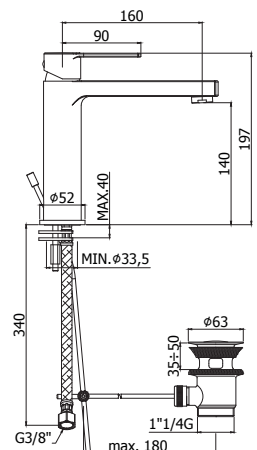
Leva WEST



ENERGY SAVING

Risparmia energia, perchè apre al centro e dà acqua fredda, mentre l'acqua calda esce solo con il movimento della leva verso sinistra.

It saves energy delivering cold water from middle position already; hot water comes out with handle left movement only.



- Miscelatore lavabo medio completo di:
- aeratore M24x1
 - set 2 flessibili inox 3/8"G
- Medium wash basin mixer complete with:
- aerator M24x1
 - set of 2 stainless steel hoses 3/8"G

RIN 074 . . / WS 074 . .

senza scarico
without pop up waste

Finiture - Finishes EUR



CR

NO

Leva RINGO



CR

Leva WEST

RIN 074K . . / WS 074K . .

con scarico Clic-Clac 1"1/4G
with 1"1/4G Clic-Clac press top waste



CR

NO

Leva RINGO



CR

Leva WEST

RIN 073 . . / WS 073 . .

con scarico automatico 1"1/4G
with 1"1/4G pop up waste



CR

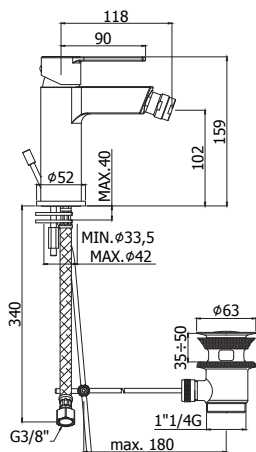
NO

Leva RINGO



CR

Leva WEST



Miscelatore bidet completo di:

- con snodo e aeratore M24x1
- set 2 flessibili inox 3/8"G

Bidet mixer complete with:

- with swivel joint and aerator M24x1
- set of 2 stainless steel hoses 3/8"G

RIN 131 .. / WS 131 ..

senza scarico
without pop up waste

Finiture - Finishes **EUR**

Leva RINGO **CR**

Leva WEST **NO**

Leva RINGO **CR**

Leva WEST **NO**

RIN 131K .. / WS 131K ..

con scarico Clic-Clac 1"1/4G
with 1"1/4G Clic-Clac press top waste

Leva RINGO **CR**

Leva WEST **NO**

Leva RINGO **CR**

Leva WEST **NO**

RIN 135 .. / WS 135 ..

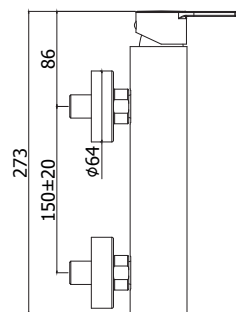
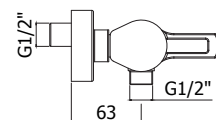
con scarico automatico 1"1/4G
with 1"1/4G pop up waste

Leva RINGO **CR**

Leva WEST **NO**

Leva RINGO **CR**

Leva WEST **NO**



Miscelatore doccia completo di:

- set 2 eccentrici 1/2"x3/4"G e rosoni

Shower mixer complete with:

- set of 2 S-wall-unions 1/2"x3/4"G and wall-plates

RIN 168 .. / WS 168 ..

senza set doccia
• con attacco inferiore 1/2"G
without shower set
• with 1/2"G lower connection

Finiture - Finishes **EUR**

Leva RINGO **CR**

Leva WEST **NO**

Leva RINGO **CR**

Leva WEST **NO**

RIN 168D .. / WS 168D ..

con supporto a muro snodato in ABS
• con doccia e flessibile
with ABS joint wall bracket
• with hand-shower and flexible hose

Leva RINGO **CR**

Leva WEST **NO**

Leva RINGO **CR**

Leva WEST **NO**

RIN 168R .. / WS 168R ..

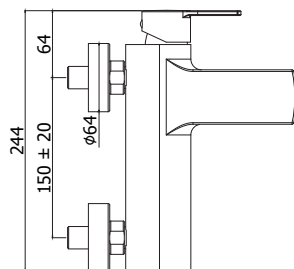
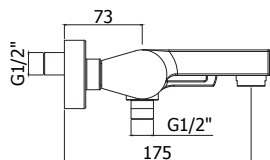
rovesciato senza set doccia
• con attacco superiore 3/4"G
overturned without shower set
• with 3/4"G upper connection

Leva RINGO **CR**

Leva WEST **NO**

Leva RINGO **CR**

Leva WEST **NO**



Miscelatore vasca/doccia con deviatore completo di:

- aeratore M28x1
- set 2 eccentrici 1/2"x3/4"G e rosoni

Bath/shower mixer with diverter complete with:

- aeratore M28x1
- set of 2 S-wall-unions 1/2"x3/4"G and wall-plates

RIN 022 .. / WS 022 ..

senza set doccia
without shower set

Finiture - Finishes **EUR**

Leva RINGO **CR**

Leva WEST **NO**

Leva RINGO **CR**

Leva WEST **NO**

RIN 023 .. / WS 023 ..

con supporto a muro snodato in ABS
• con doccia e flessibile
with ABS joint wall bracket
• with hand-shower and flexible hose

Leva RINGO **CR**

Leva WEST **NO**

Leva RINGO **CR**

Leva WEST **NO**

RIN 026 .. / WS 026 ..

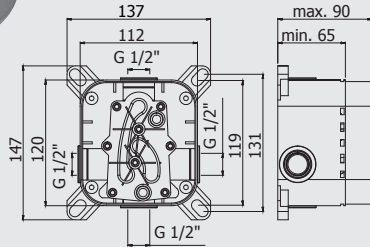

con supporto a muro fisso in ABS
• con doccia e flessibile
with ABS fixed wall bracket
• with hand-shower and flexible hose

Leva RINGO **CR**

Leva WEST **NO**

Leva RINGO **CR**

Leva WEST **NO**



⚠ PIASTRA METALLO - METAL PLATE
min.77mm - max 90 mm

Set incasso universale per miscelatori doccia completo di:

- corpo incasso
- box

Universal concealed Box for mixers complete with:

- concealed body
- box

PBOX 001

Finiture - Finishes

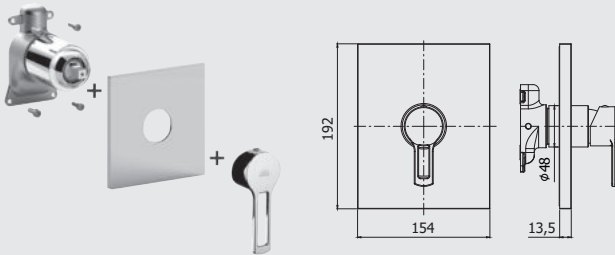
EUR

senza set esterno

without external set

*Da abbinare solo con RIN-WS BOX010 - RIN-WS BOX015

*To be completed only with RIN-WS BOX010 - RIN-WS BOX015



Set esterno miscelatore incasso doccia (1 uscita) completo di:

- corpo miscelatore
- piastra in ABS 154x192mm e leva

External set for concealed shower mixer (1 outlet) complete with:

- mixer body
- ABS wall plate 154x192mm and lever

RIN BOX010 . . / WS BOX010 . .

Finiture - Finishes

EUR

senza deviatore

without diverter

CR

Leva RINGO

CR

Leva WEST

*Da abbinare solo con PBOX 001

*To be completed only with PBOX 001

ZPRO BOX010 . .

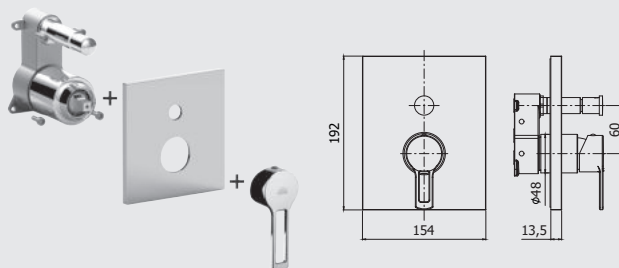
Prolunga per art. BOX010

- H30mm

Extension for art. BOX010

- H30mm

CR



Set esterno miscelatore incasso doccia (2 uscite) completo di:

- corpo miscelatore
- piastra in ABS 154x192mm e leva

External set for concealed shower mixer (2 outlets) complete with:

- mixer body
- ABS wall plate 154x192mm and lever

RIN BOX015 . . / WS BOX015 . .

Finiture - Finishes

EUR

con deviatore a pulsante

with push diverter

CR

NO/M

Leva RINGO

CR

Leva WEST

*CR con piastra ABS - NO/M con piastra in Acciaio inox

*CR with ABS wall plate - NO/M with Stainless steel wall plate

*Da abbinare solo con PBOX 001

*To be completed only with PBOX 001

ZPRO BOX015 . .

Prolunga con deviatore per art. BOX015

- H30mm

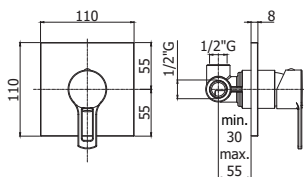
Extension with diverter for art. BOX015

- H30mm

CR

NO





***CR con piastra ABS - CR/M NO/M con piastra in Acciaio inox**
***CR with ABS wall plate - CR/M NO/M with Stainless steel wall plate**

* Per set incasso/esterno separati (v. capitolo Incassi Projects)

* For concealed/external set divided (see Concealed mixer Projects chapter)

Miscelatore incasso doccia (1 uscita) completo di:

- piastra 110x110mm
- attacchi 1/2" G

Concealed shower mixer (1 outlet) complete with:

- wall plate 110x110mm
- 1/2" G connections

RIN 010 . . / WS 010 . .

senza deviatore
without diverter

Finiture - Finishes **EUR**

Leva RINGO **CR**
CR/M
NO/M

Leva WEST **CR**
CR/M

ZPRO 013 . .

Prolunga per art. 010

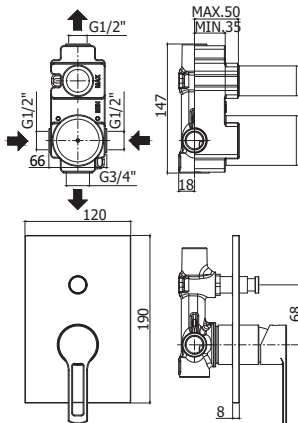
- H43mm

Extension for art. 010

- H43mm



CR
NO



***CR con piastra ABS - CR/M NO/M con piastra in Acciaio inox**
***CR with ABS wall plate - CR/M NO/M with Stainless steel wall plate**

* Per set incasso/esterno separati (v. capitolo Incassi Projects)

* For concealed/external set divided (see Concealed mixer Projects chapter)

Miscelatore incasso doccia (2 uscite) completo di:

- piastra 120x190mm
- attacchi calda/fredda e superiore 1/2" G - attacco inferiore 3/4" G

Concealed shower mixer (2 outlets) complete with:

- wall plate 120x190mm
- 1/2" G hot/cold and upper connections - 3/4" G lower connection

RIN 015 . . / WS 015 . .

con deviatore a pulsante
with push diverter

Finiture - Finishes **EUR**

Leva RINGO **CR**
CR/M
NO/M

Leva WEST **CR**
CR/M

ZPRO 028 . .

Prolunga con deviatore per art. 015

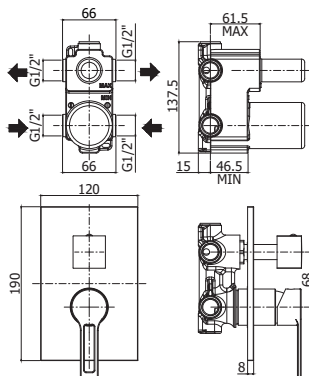
- H30mm

Extension with diverter for art. 015

- H30mm



CR
NO



***CR con piastra ABS - CR/M NO/M con piastra in Acciaio inox**
***CR with ABS wall plate - CR/M NO/M with Stainless steel wall plate**

* Per set incasso/esterno separati (v. capitolo Incassi Projects)

* For concealed/external set divided (see Concealed mixer Projects chapter)

Miscelatore incasso doccia (2 uscite) completo di:

- piastra 120x190mm
- attacchi 1/2" G

Concealed shower mixer (2 outlets) complete with:

- wall plate 120x190mm
- 1/2" G connections

RIN 018 . . / WS 018 . .

con cartuccia deviatore (2 uscite + 1
posizione combinata)
with diverter cartridge (2 outlets + 1
combined position)

Finiture - Finishes **EUR**

Leva RINGO **CR**
CR/M
NO/M

Leva WEST **CR**
CR/M

ZPRO 068 . .

Prolunga con deviatore per artt. 018-019

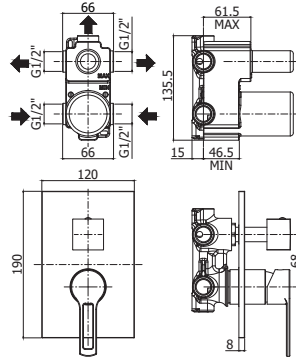
- H30mm

Extension with diverter for artt. 018-019

- H30mm



CR
NO



***CR con piastra ABS - CR/M NO/M con piastra in Acciaio inox**
***CR with ABS wall plate - CR/M NO/M with Stainless steel wall plate**

* Per set incasso/esterno separati (v. capitolo Incassi Projects)
 * For concealed/external set divided (see Concealed mixer Projects chapter)

Miscelatore incasso doccia (3 uscite) completo di:
 • piastra 120x190mm
 • attacchi 1/2"G
 Concealed shower mixer (3 outlets) complete with:
 • wall plate 120x190mm
 • 1/2"G connections

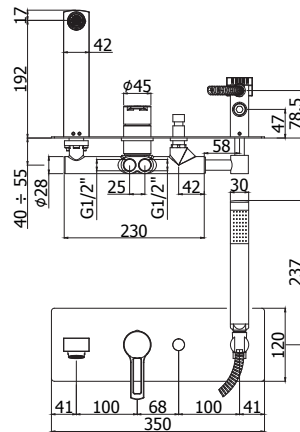
RIN 019 . . / WS 019 . .
 con cartuccia deviatore (3 uscite + 3 posizioni combinate)
 with diverter cartridge (3 outlets + 3 combined positions)

| Finiture - Finishes | EUR |
|---------------------|--------------------|
| Leva RINGO | CR CR/M NO/M |
| Leva WEST | CR CR/M |

ZPRO 068 . .
 Prolunga con deviatore per artt. 018-019
 • H30mm
 Extension with diverter for artt. 018-019
 • H30mm



CR
NO



Miscelatore incasso vasca/doccia (2 uscite) completo di:
 • piastra in acciaio inox 350x120mm
 • bocca con aeratore M28x1 - l. 192mm
 • doccia e flessibile
 • attacchi 1/2"G
 Concealed bath/shower mixer (2 outlets) complete with:
 • stainless steel wall plate 350x120mm
 • spout with aerator M28x1 - l. 192mm
 • hand shower and flexible hose
 • 1/2"G connections

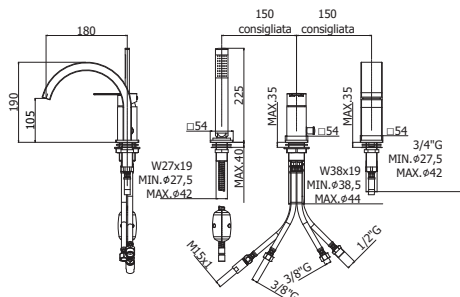
RIN 001 . . / WS 001 . .
 con deviatore a pulsante
 with push diverter

| Finiture - Finishes | EUR |
|---------------------|----------|
| Leva RINGO | CR NO |
| Leva WEST | CR |

ZPRO 056 . .
 Prolunga con deviatore per artt. 001
 • H20mm
 Extension with diverter for artt. 001
 • H20mm



CR
NO



Miscelatore bordo vasca con deviatore completo di:
 • set 5 flex inox per miscelatore
 • doccia e flessibile con piombo
 Deck mounted mixer with diverter complete with:
 • set of 5 stainless steel hoses for mixer
 • hand-shower and flexible hose with weight

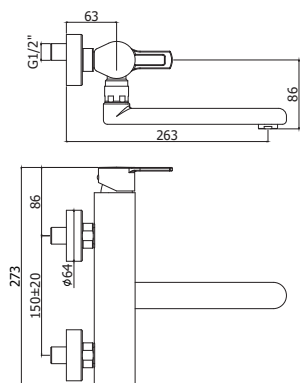
RIN 040L . . / WS 040L . .
 con bocca a cascata (3 fori)
 with waterfall spout (3 holes)

| Finiture - Finishes | EUR |
|---------------------|----------|
| Leva RINGO | CR NO |
| Leva WEST | CR |

RIN 041L . . / WS 041L . .
 senza bocca erogazione (2 fori)
 without spout (2 holes)

| | |
|------------|----------|
| Leva RINGO | CR NO |
| Leva WEST | CR |

ringo-west



Miscelatoreavello amuro completo di:
 • aeratore M24x1
 • attacchi 1/2"G
 Wall sink mixer complete with:
 • aerator M24x1
 • 1/2"G connections

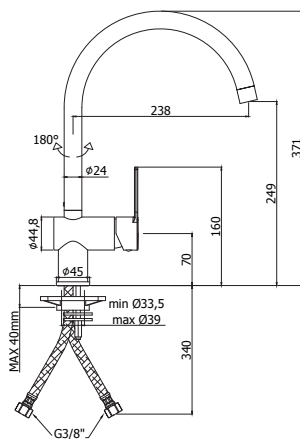
RIN 161 . . / WS 161 . .
 con canna tubo diritta orientabile -
 l.200mm
 with swivel tube straight spout -
 l.200mm

Finiture - Finishes **EUR**

 **CR**
NO

Leva RINGO **CR**

 **CR**
 Leva WEST



Miscelatoreavello monoforo completo di:
 • aeratore M22x1F
 • set 2 flessibili inox 3/8"G
 One-hole sink mixer complete with:
 • aerator M22x1F
 • set of 2 stainless steel hoses 3/8"G

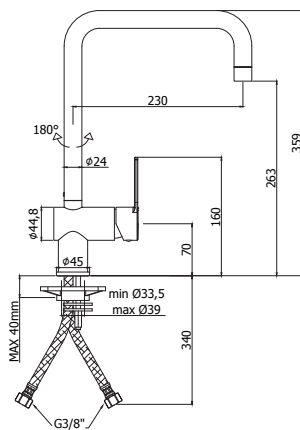
RIN 180 . . / WS 180 . .
 con canna orientabile
 with swivelling spout

Finiture - Finishes **EUR**

 **CR**
NO

Leva RINGO **CR**

 **CR**
 Leva WEST



Miscelatoreavello monoforo completo di:
 • aeratore M22x1
 • set 2 flessibili inox 3/8"G
 One-hole sink mixer complete with:
 • aerator M22x1
 • set of 2 stainless steel hoses 3/8"G

RIN 980 . . / WS 980 . .
 con canna orientabile
 with swivelling spout

Finiture - Finishes **EUR**









 **CR**
NO









Leva RINGO **CR**









 **CR**
 Leva WEST

| | | | |
|--|-----------------|---|---------------------------------------|
| | ZA91104R | Cartuccia completa Ø 35 mm senza distributore con regolazione per artt. 001-010-015-018-019-022-023-026-040L-041L-104-105-106-161-168-168D-168R / BOX010-015 | <u>Finiture - Finishes</u> EUR |
| | ZA91151 | Complete cartridge Ø 35 mm without distributor with regulation for artt. 001-010-015-018-019-022-023-026-040L-041L-104-105-106-161-168-168D-168R / BOX010-015 | |
| | | Cartuccia completa Ø 35 mm senza distributore per artt. 180-184-185-285-295-980 | |
| | | Complete cartridge Ø 35 mm without distributor for artt. 180-184-185-285-295-980 | |
| | ZA91191 | Cartuccia completa Ø 35 mm APERTA per artt. 071-071K-073-074-074K-075-081-081K-085-131-131K-135 | <u>Finiture - Finishes</u> EUR |
| | | Complete cartridge Ø 35 mm OPEN for artt. 071-071K-073-074-074K-075-081-081K-085-131-131K-135 | |
| | ZA91270 | Cartuccia completa Ø 35 mm APERTA Energy Saving per artt. 071CR-ES / 075CR-ES | <u>Finiture - Finishes</u> EUR |
| | | Complete cartridge Ø 35 mm OPEN Energy Saving for artt. 071CR-ES / 075CR-ES | |
| | ZACC146 | Valvolina antiritorno Ø15 mm per artt. ZDEV003-ZDOC083-ZRAC022 | <u>Finiture - Finishes</u> EUR |
| | | Check-valve Ø15 mm for artt. ZDEV003-ZDOC083-ZRAC022 | |
| | ZACC232 | Valvolina antiritorno Ø14 mm per doccia per artt. ZDOC084-ZDOC094-ZDOC107 | |
| | | Check-valve Ø14 mm for shower for artt. ZDOC084-ZDOC094-ZDOC107 | |
| | ZACC432 | Valvolina antiritorno Ø15 mm per artt. 295 (ZRAC147) | |
| | | Check-valve Ø15 mm for artt. 295 (ZRAC147) | |
| | ZAER002 | Aeratore Ø24x1M per artt. 071-071K-073-074-074K-075-081-081K-085-131-131K-135-161 | <u>Finiture - Finishes</u> EUR |
| | | Aerator Ø24x1M for artt. 071-071K-073-074-074K-075-081-081K-085-131-131K-135-161 | CR |
| | | Aeratore Ø28x1M per artt. 001-022-023-026 | NO |
| | ZAER003 | Aeratore Ø28x1M per artt. 001-022-023-026 | CR |
| | | Aerator Ø28x1M for artt. 001-022-023-026 | NO |
| | ZAER033 | Aeratore Ø22x1F per artt. 180-184-980 | CR |
| | | Aerator Ø22x1F for artt. 180-184-980 | NO |
| | ZAER059 | Aeratore Ø24x1M per artt. 071CR-ES / 075CR-ES | CR |
| | | Aerator Ø24x1M for artt. 071CR-ES / 075CR-ES | NO |
| | ZAER006 | Snodo con aeratore Ø 24x1M per artt. 130-131-135 | <u>Finiture - Finishes</u> EUR |
| | | Joint with aerator Ø 24x1M for artt. 130-131-135 | CR |
| | | | NO |
| | ZAER090 | Aeratore M24x1 SLIM AIR con chiavetta per artt. 104-105-106 | <u>Finiture - Finishes</u> EUR |
| | | SLIM AIR Aerator M24x1 with key for artt. 104-105-106 | |
| | ZAST046 | Asta pomolo snodino Ø4mm piegata per artt. 075-085-135 | <u>Finiture - Finishes</u> EUR |
| | | Bent rod Ø4mm with knob for artt. 075-085-135 | CR |
| | ZAST023 | Snodo in ABS per asta scarico per artt. 075-085-135 | NOCR |
| | | ABS articulation for rod connection for artt. 075-085-135 | |









| | | <u>Finiture - Finishes</u> | <u>EUR</u> |
|---|----------------|---|------------|
|  | ZBAS038 | Basetta per artt. 071-071K-073-074-074K-075-081-081K-085-131-131K-135 /071CR-ES /075CR-ES Brass base for artt. 071-071K-073-074-074K-075-081-081K-085-131-131K-135 /071CR-ES /075CR-ES | CR NO |
| | ZBAS082 | Basetta per artt. 180-184-185-285-980 Brass base for artt. 180-184-185-285-980 | CR NO |
| | ZBAS114 | Basetta per art. 295 Brass base for art. 295 | CR NO |
|  | ZBAS055 | Basetta in ottone per bocca bordo vasca per art. 040L Brass base for deck mounted spout for art. 040L | CR NO |
| | ZBAS107 | Basetta per corpo miscelatore bordo vasca artt. 040L-041L Brass base for mixer body on artt. 040L-041L | CR NO |
|  | ZBAS085 | Set basetta con gambo e fissaggio per artt. 040L-041L Brass base with threaded stem and fixing kit for artt. 040L-041L | CR NO |
|  | ZBOC039 | Bocca bordo vasca con basetta e fissaggio per art. 040L Deck mounted spout with brass ring base and fixing set for art. 040L | CR NO |
|  | ZBOC065 | Bocca standard con aeratore per art. 001 - l.192 mm Standard spout with aerator for art. 001 - l.192 mm | CR NO |
| | ZBOC098 | Bocca con aeratore compatibile con art. 001 - l.120 mm Spout with aerator compatible with art. 001 - l.120 mm | CR NO |
| | ZBOC099 | Bocca con aeratore compatibile con art. 001 - l.240 mm Spout with aerator compatible with art. 001 - l.240 mm | CR NO |
|  | ZBOC110 | Bocca con aeratore compatibile con art. 104 - l.150 mm Spout with aerator compatible with art. 104 - l.150 mm | CR NO |
| | ZBOC108 | Bocca standard con aeratore per art. 105 - l.200 mm Standard spout with aerator for art. 105 - l.200 mm | CR NO |
| | ZBOC109 | Bocca con aeratore compatibile con art. 106 - l.240 mm Spout with aerator compatible with art. 106 - l.240 mm | CR NO |
|  | ZCAL007 | Calotta per miscelatori a parete per artt. 022-023-026-161-168-168D-168R Nut for wall mounted mixers for artt. 022-023-026-161-168-168D-168R | CR NO |
|  | ZCAN201 | Canna Ø28 senza raccordo con boccola per artt. 185-285-295 Spout Ø28 mm for artt. 185-285-295 | CR NO |

| | | <u>Finiture - Finishes</u> | <u>EUR</u> |
|---|---|----------------------------|------------|
|  | ZCANA023 Canna tubo diritta con aeratore interasse 200 mm per art. 161 Straight tube spout with aerator for art. 161, distance between centres 200 mm | CR NO | |
|  | ZCANA109 Canna tubo TONDA ombrello completa di aeratore e raccordo per artt. 180-184 ROUND tube spout with aerator for artt. 180-184 | CR NO | |
|  | ZCANA110 Canna TONDA 2 pieghe per art. 980 ROUND tube spout with aerator for art. 980 | CR NO | |
|  | ZCAP034 Cappuccio sottoleva in metallo per artt. Ringo/West Metal underlever cover for artt. Ringo/West | CR NO | |
|  | ZCAP066 Cappuccio per deviatore per artt. 018-019 Cover for diverter for artt. 018-019 | CR NO | |
|  | ZDEV003 Deviatore completo per miscelatore vasca esterno artt. 022-023-024-026 Diverter for bath/shower mixer artt. 022-023-024-026 | CR | |
|  | ZDEV007 Deviatore completo per miscelatore bordo vasca artt. 040L-041L Diverter for deck mounted bath mixer artt. 040L-041L | CR NO | |
|  | ZDEV048 Deviatore completo per miscelatore incasso artt. 001-015 Diverter for concealed mixer artt. 001-015 | CR NO | |

| | | Finiture - Finishes | EUR |
|---|--|----------------------------|------------|
|  | ZDEV100 Deviatore completo per tutti gli artt. BOX015 Complete diverter for all artt. BOX015 | CR | |
|  | ZDOC083 Doccia monogetto in ABS con valvolina antiritorno per art. 185 ABS fix-spray pull out hand-shower with check-valve for art. 185 | CR NO | |
| | ZAER102 Aeratore Ø24mm per art. ZDOC083 Aerator Ø24mm for art. ZDOC083 | CR NO | |
|  | ZDOC084 Doccia 2 getti in ABS con valvolina antiritorno per art. 285 two-spray ABS pull out hand-shower with check-valve for art. 285 | NO | |
| | ZAER050 Aeratore a scomparsa Ø16,5x1M per art. ZDOC084 Hidden aerator Ø16,5x1M for art. ZDOC084 | | |
|  | ZDOC094 Doccia Dualjet (2 getti) in metallo con valvolina antiritorno per art. 295 Dualjet metal hand-shower (2 spray-functions) with check-valve for art.295 | CR NO | |
| | ZAER118 Aeratore con chiavetta per art. ZDOC94 Aerator with key for art. ZDOC94 | CR NO | |
|  | ZDOC107 Doccia 2 getti in ABS con valvolina antiritorno per art. 285 two-spray ABS pull out hand-shower with check-valve for art. 285 | CR | |
| | ZAER111 Aeratore a scomparsa per art. ZDOC107 Hidden aerator for art. ZDOC107 | | |
|  | ZDOC117 Doccia PREMIUM (monogetto) in metallo per artt. 001-023-026-040-041-168D PREMIUM metal hand-shower (single spray) for artt. 001-023-026-040-041-168D | CR NO | |
|  | ZECC029 Eccentrico con rosone 1/2"x 3/4" per miscelatori a parete Adjustable centre 1/2"x 3/4" for wall mounted mixers | CR NO | |
|  | ZFIS008/140 Set fissaggio per artt. 180-980 Fixing set for artt. 180-980 | | |
| | ZFIS043 Set fissaggio per artt. 071-071K-073-074-074K-075-081-081K-085-131-131K-135 / 071CR-ES / 075CR-ES Fixing set for artt. 071-071K-073-074-074K-075-081-081K-085-131-131K-135 / 071CR-ES / 075CR-ES | | |
| | ZFIS068/140 Set fissaggio per artt. 184-185-285 Fixing set for artt. 184-185-285 | | |

| | | <u>Finiture - Finishes</u> | <u>EUR</u> |
|---|---|--|------------|
|  | ZFIS028 Set fissaggio per miscelatore bordo vasca artt. 040L-041L Fixing set for mixer body for artt. 040L-041L | | |
|  | ZFIS099/190 Set fissaggio per art. 295 Fixing set for art. 295 | <u>Finiture - Finishes</u> | <u>EUR</u> |
|  | ZFIS121 Set di fissaggio per bocca bordo vasca per art. 040L 3/4 Fixing kit for spout for art. 040L ZFIS122 Fissaggio per base doccia per artt. 040L-041L Fixing kit for shower base for artt. 040L-041L | <u>Finiture - Finishes</u> | <u>EUR</u> |
|  | ZFLO001 Flessibile 1500mm doppia aggraffatura e calotta conica per art. 168DCR Flexible hose 1500mm double interlock and conical nut for art. 168DCR ZFLO018 Flessibile 1500mm doppia aggraffatura e doppia calotta conica per artt. 001-023-026 Flexible hose 1500mm double interlock and double conical nut for artt. 001-023-026 ZFLO071 Flessibile PVC colorato 1/2"x1/2"G - 1500mm per artt. 023-026-168D (nero opaco) 1/2"x1/2"G - 1500mm colored PVC hose for artt. 023-026-168D (matt black) | <u>Finiture - Finishes</u> CR CR NO | <u>EUR</u> |
|  | ZFLO009 Flessibile ottone doppia aggraffatura F1/2" - M15x1 mm.1500 con calotta conica e peso ecologico per artt. 040L-041L F1/2" - M15x1 mm.1500 twist-free double interlock brass flexible hose with conical nut and weight for artt. 040L-041L ZFLO063 Flex nylon 1500mm con peso ecologico 1 calotta girevole per artt. 185-285-295 1500mm nylon hose with weight with twist-free conical nut for artt. 185-285-295 | <u>Finiture - Finishes</u> CR CR | <u>EUR</u> |
|  | ZFLX086 Set 5 flex inox per miscelatore bordo vasca artt. 040L-041L Set of 5 stainless steel hoses for artt. 040L-041L | <u>Finiture - Finishes</u> CR | <u>EUR</u> |
|  | ZFLX001 Set flessibili inox M10x1 F3/8" 350 mm con guarnizione (2 pezzi) per artt. 043-071-071K-075-131-131K-135 / 071CR-ES / 075CR-ES Set of 2 stainless steel hoses 350 mm M10x1 F3/8" with gaskets for artt. 043-071-071K-075-131-131K-135 / 071CR-ES / 075CR-ES ZFLX069 Set flessibili inox M8x1 F3/8" 350 mm con guarnizione (2 pezzi) per artt. 073-074-074K-081-081K-085 Set of 2 stainless steel hoses M8x1 F3/8" 350 mm with gaskets for artt. 073-074-074K-081-081K-085 ZFLX095 Set flessibili inox F3/8" (3 pezzi) per artt. 185-285 Set of 3 stainless steel hoses F3/8" for artt. 185-285 ZFLX101 Set flessibili inox M10x1 F3/8" 450 mm con guarnizione (2 pezzi) per artt. 180-980 Set of 2 stainless steel hoses M10x1 F3/8" 450 mm with gaskets for artt. 180-980 ZFLX102 Set 2 flex inox SOFT PEX F3/8 cm. 45 per art. 184 Set of 2 F3/8 stainless steel hoses cm. 45 SOFT PEX for art. 184 | <u>Finiture - Finishes</u> CR CR CR CRPX CRPX | <u>EUR</u> |
|  | ZFLX181 Set 5 flex inox per miscelatore art. 295 Set of 5 stainless steel hoses for art. 295 | <u>Finiture - Finishes</u> CR | <u>EUR</u> |

| | | |
|--|---|---|
| | ZGHI010 Ghiera ferma cartuccia per artt. Ringo/West Cartridge fastening ring nut for artt. Ringo/West | Finiture - Finishes EUR |
| | ZGHI027 Ghiera per deviatore M37x1.5 per artt. 018-019 M37x1.5 ring nut for diverter for artt. 018-019 | Finiture - Finishes EUR |
| | ZLEV135 Leva completa Ringo per artt. 022-023-026-040L-041L-161-168-168D-168R Ringo lever for artt. 022-023-026-040L-041L-161-168-168D-168R ZLEV136 Leva completa Ringo per artt. 071-071K-073-074-074K-075-081-081K-085-131-131K-135/071CR-ES/075CR-ES Ringo lever for artt. 071-071K-073-074-074K-075-081-081K-085-131-131K-135/071CR-ES/075CR-ES ZLEV137 Leva completa Ringo per artt. 001-010-015-018-019-104-105-106 / BOX010-015 Ringo lever for artt. 001-010-015-018-019-104-105-106 / BOX010-015 ZLEV191 Leva completa Ringo rovesciata per artt. 180-184-185-285-295-980 Reverse Ringo lever for artt. 180-184-185-285-295-980 | Finiture - Finishes EUR CR NO CR NO CR NO CR NO |
| | ZLEV143 Leva completa West per artt. 001-010-015-018-019-022-023-026-040L-041L-071-071K-073-074-074K-075-081-081K-085-131-131K-135 / 071CR-ES / 075CR-ES / 104-105-106-161-168-168D-168R / BOX010-015 West lever for artt. 001-010-015-018-019-022-023-026-040L-041L-071-071K-073-074-074K-075-081-081K-085-131-131K-135 / 071CR-ES / 075CR-ES / 104-105-106-161-168-168D-168R / BOX010-015 ZLEV192 Leva completa West rovesciata per artt. 180-184-185-285-980 Reverse West lever for artt. 180-184-185-285-980 | Finiture - Finishes EUR CR CR |
| | ZMAN100 Maniglia per artt. 184-295 Handle for artt. 184-295 | Finiture - Finishes EUR CR NO |
| | ZMAN130 Maniglia per cartuccia deviatore per art. 019 Complete handle for diverter cartridge for art. 019 ZMAN138 Maniglia per cartuccia deviatore per art. 018 Complete handle for diverter cartridge for art. 018 | Finiture - Finishes EUR CR NO CR NO |
| | ZPIA026 Piastra 1 foro con guarnizione per art. 010 / 110 x 110 mm One-hole wall plate with gasket for art. 010 / 110 x 110 mm | Finiture - Finishes EUR CR CR/M NO/M |
| | ZPIA027 Piastra 2 fori con guarnizioni per art. 015 / L.120 x h.190 mm Two-hole wall plate with gaskets for art. 015 / L.120 x h.190 mm | Finiture - Finishes EUR CR CR/M NO/M |

| | | | <u>Finiture - Finishes</u> | <u>EUR</u> |
|---|----------------------------------|--|--|------------|
|  | ZPIA056 | Piastra 4 fori in acciaio inox con guarnizioni per art. 001 / L.350 x h.120 mm Four-hole stainless steel wall plate with gaskets for art. 001 / L.350 x h.120 mm | CR NO | |
|  | ZPIA073 | Piastra rettangolare in ABS 1 foro con OR per art. BOX010 / 154x192 mm ABS rectangular one-hole wall plate with OR for art. BOX010 / 154x192mm | CR | |
|  | ZPIA075 ZPIA153 | Piastra rettangolare in ABS 2 fori con OR per art. BOX015 / 154x192 mm ABS rectangular two-hole wall plate with OR for art. BOX015 / 154x192mm Piastra rettangolare in acciaio inox 2 fori con OR per art. BOX015 / 154x192 mm Stainless steel rectangular two-hole wall plate with OR for art. BOX015 / 154x192mm | CR NO/M | |
|  | ZPIA111 | Piastra 2 fori in acciaio inox con guarnizioni per artt. 104-105-106 / L.250 x h.100 mm Two-hole stainless steel wall plate with gaskets for artt. 104-105-106 / L.250 x h.100 mm | CR NO | |
|  | ZPIA091 ZPIA090 | Piastra con guarnizioni per miscelatore incasso (2 uscite) per art. 018 / L.120 x h.190 mm Wall plate with gaskets for concealed shower mixer (2 outlets) for art. 018 / L.120 x h.190 mm Piastra con guarnizioni per miscelatore incasso (3 uscite) per art. 019 / L.120 x h.190 mm Wall plate with gaskets for concealed shower mixer (3 outlets) for art. 019 / L.120 x h.190 mm | CR CR/M NO/M CR CR/M NO/M | |
|  | ZRAC022 | Raccordo 1/2" con OR per artt. 001-168-168D 1/2" connection with OR for artt. 001-168-168D | CR NO | |
|  | ZRAC078 | Raccordo completo di canotto per artt. 180-184-980 Connection with nut for artt. 180-184-980 | CR | |
|  | ZRAC082 | Raccordo con guarnizioni per artt. 185-285-295 Connection for spout for artt. 185-285-295 | CR | |



ZRAC084 Raccordo 3/4" con OR per artt. 161-168R
3/4" connection with OR for artt. 161-168R

Finiture - Finishes **EUR**
CR
NO



ZRAC147 Set con raccordo "T" + 2 raccordi con valvolina antiritorno + raccordo 1/2"G-15x1
+ guarnizioni per artt. 295
Set with "T" connection + two connections with check-valve + 1/2 "G-15x1 con-
nection + gaskets for artt. 295

Finiture - Finishes **EUR**



ZSED001 Sede per miscelatori a parete per artt. 022-023-026-161-168-168D-168R
Wall mounted mixers seat for artt. 022-023-026-161-168-168D-168R

Finiture - Finishes **EUR**
CR



ZVIT001 Vitone dischi ceramici 90° dx per artt. 295
1/4 clockwise turn ceramic disc valve for artt. 295

Finiture - Finishes **EUR**



ZVIT062 Vitone dischi ceramici 90°/20x1 per artt. 184 (fino a 11/2020)
1/4 clockwise turn ceramic disc valve for artt. 184 (up to 11/2020)
ZVIT122 Vitone dischi ceramici 90°/20x1 per artt. 184 (da 12/2020)
1/4 clockwise turn ceramic disc valve for artt. 184 (since 12/2020)

Finiture - Finishes **EUR**



ZVIT092 Cartuccia deviatore (2 uscite) Ø32 mm per artt. 018
Diverter cartridge (2 outlets) Ø32 mm for artt. 018
ZVIT091 Cartuccia deviatore (3 uscite) Ø32 mm per artt. 019
Diverter cartridge (3 outlets) Ø32 mm for artt. 019

Finiture - Finishes **EUR**

candy

RISERVATEZZA

Linee gradevoli e discrete in grado di trasformare un semplice rubinetto in un piccolo oggetto di design, capace di imporsi come elemento senza tempo grazie alla sua estetica non invadente.

Un rubinetto dalle dimensioni contenute e aeratore a scomparsa che guarda al futuro in modo propositivo.

DISCRECTION

Pleasing and discrete lines able to transform a simple tap in a small object of design, capable of attracting attention as a timeless element due to its non-invasive aesthetic.

A compact size faucet and a concealed aerator looking to the future in a purposeful way.

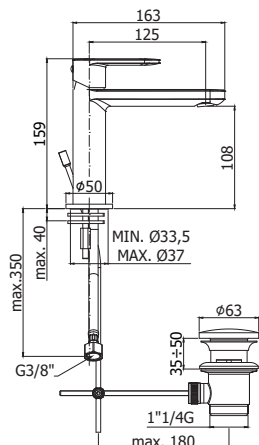


FINITURE | FINISHES

La serie **CANDY** è disponibile nelle seguenti finiture:
CANDY range is available in the following finishes:

CR cromato
chrome plated

candy

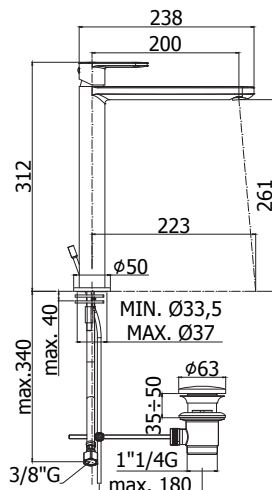


- Miscelatore lavabo completo di:
- aeratore M24x1 Slim air
 - set 2 flessibili inox 3/8"G
- Wash basin mixer complete with:
- aerator M24x1 Slim air
 - set of 2 stainless steel hoses 3/8"G

CA 071H . . **Finiture - Finishes** **EUR**
 senza scarico **CR**
 without pop up waste

CA 071HK . . **CR**
 con scarico Clic-Clac 1"1/4G
 with 1"1/4G Clic-Clac press top waste

CA 075H . . **CR**
 con scarico automatico 1"1/4G
 with 1"1/4G pop up waste

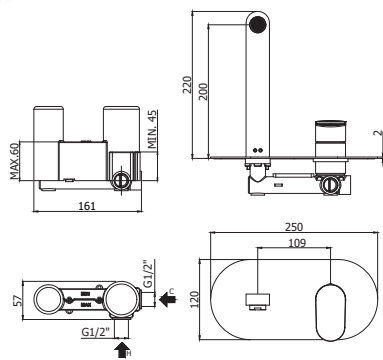


- Miscelatore lavabo prolungato completo di:
- aeratore M24x1 Slim air
 - set 2 flessibili inox 3/8"G
- Tall wash basin mixer complete with:
- aerator M24x1 Slim air
 - set of 2 stainless steel hoses 3/8"G

CA 081 . . **Finiture - Finishes** **EUR**
 senza scarico **CR**
 without pop up waste

CA 081K . . **CR**
 con scarico Clic-Clac 1"1/4G
 with 1"1/4G Clic-Clac press top waste

CA 085 . . **CR**
 con scarico automatico 1"1/4G
 with 1"1/4G pop up waste



- Miscelatore incasso lavabo completo di:
- piastra in acciaio inox 250x120mm
 - attacchi 1/2"G
- Concealed single lever basin mixer complete with:
- stainless steel wall plate 250x120mm
 - 1/2"G connections

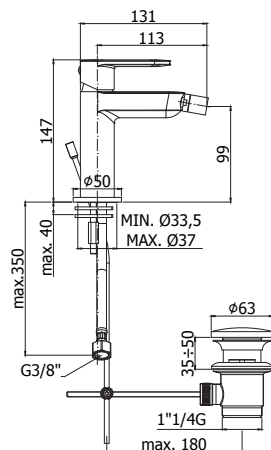
CA 104 . . **Finiture - Finishes** **EUR**
 con bocca e aeratore M24x1 - l. 150mm **CR**
 with spout and aerator M24x1 - l. 150mm

CA 105 . . **CR**
 con bocca e aeratore M24x1 - l. 200mm
 with spout and aerator M24x1 - l. 200mm

CA 106 . . **CR**
 con bocca e aeratore M24x1 - l. 245mm
 with spout and aerator M24x1 - l. 245mm

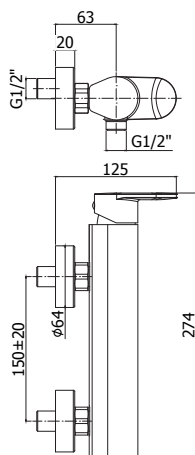
ZPRO 057 . . **CR**
 Prolunga per artt. 104-105-106
 • H20mm
 Extension for artt. 104-105-106
 • H20mm





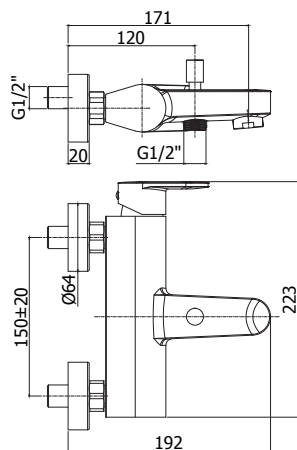
- Miscelatore bidet completo di:
- con snodo e aeratore M16x1
 - set 2 flessibili inox 3/8"G
- Bidet mixer complete with:
- with swivel joint and aerator M16x1
 - set of 2 stainless steel hoses 3/8"G

| CA 131 . . | Finiture - Finishes | EUR |
|---|---------------------|-----|
| senza scarico without pop up waste | CR | |
| CA 131K . . | | |
| con scarico Clic-Clac 1"1/4G with 1"1/4G Clic-Clac press top waste | CR | |
| CA 135 . . | | |
| con scarico automatico 1"1/4G with 1"1/4G pop up waste | CR | |



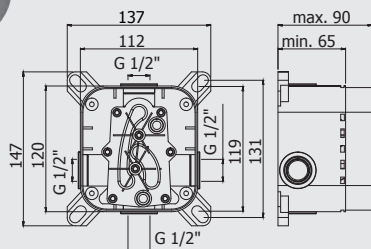

- Miscelatore doccia completo di:
- set 2 eccentrici 1/2"x3/4"G e rosoni
- Shower mixer complete with:
- set of 2 S-wall-unions 1/2"x3/4"G and wall-plates

| CA 168 . . | Finiture - Finishes | EUR |
|--|---------------------|-----|
| senza set doccia • con attacco inferiore 1/2"G without shower set • with 1/2"G lower connection | CR | |
| CA 168D . . | | |
| con supporto a muro snodato in ABS • con doccia e flessibile with ABS joint wall bracket • with hand-shower and flexible hose | CR | |
| CA 168R . . | | |
| rovesciato senza set doccia • con attacco superiore 3/4"G overturned without shower set • with 3/4"G upper connection | CR | |



- Miscelatore vasca/doccia con deviatore completo di:
- aeratore M28x1
 - set 2 eccentrici 1/2"x3/4"G e rosoni
- Bath/shower mixer with diverter complete with:
- aerator M28x1
 - set of 2 S-wall-unions 1/2"x3/4"G and wall-plates

| CA 022 . . | Finiture - Finishes | EUR |
|--|---------------------|-----|
| senza set doccia without shower set | CR | |
| CA 023 . . | | |
| con supporto a muro snodato in ABS • con doccia e flessibile with ABS joint wall bracket • with hand-shower and flexible hose | CR | |
| CA 026 . . | | |
| con supporto a muro fisso in ABS • con doccia e flessibile with ABS fixed wall bracket • with hand-shower and flexible hose | CR | |



⚠ PIASTRA METALLO - METAL PLATE
min.77mm - max 90 mm

Set incasso universale per miscelatori doccia completo di:

- corpo incasso
- box

Universal concealed Box for mixers complete with:

- concealed body
- box

PBOX 001

Finiture - Finishes

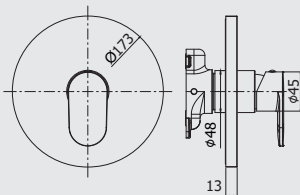
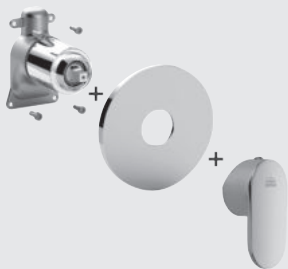
EUR

senza set esterno

without external set

*Da abbinare solo con CA BOX010 - CA BOX015

*To be completed only with CA BOX010 - CA BOX015



Set esterno miscelatore incasso doccia (1 uscita) completo di:

- corpo miscelatore
- piastra in ABS Ø173mm e leva

External set for concealed shower mixer (1 outlet) complete with:

- mixer body
- ABS wall plate Ø173 mm and lever

CA BOX010 . .

Finiture - Finishes

EUR

senza deviatore

CR

without diverter

*Da abbinare solo con PBOX 001

*To be completed only with PBOX 001

ZPRO BOX010 . .

Prolunga per art. BOX010

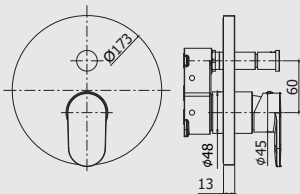
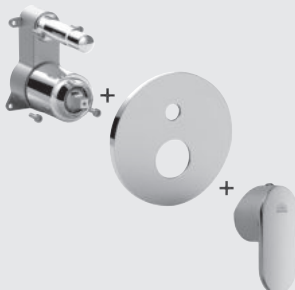
- H30mm

Extension for art. BOX010

- H30mm



CR



Set esterno miscelatore incasso doccia (2 uscite) completo di:

- corpo miscelatore
- piastra in ABS Ø173mm e leva

External set for concealed shower mixer (2 outlets) complete with:

- mixer body
- ABS wall plate Ø173 mm and lever

CA BOX015 . .

Finiture - Finishes

EUR

con deviatore a pulsante

CR

with push diverter

*Da abbinare solo con PBOX 001

*To be completed only with PBOX 001

ZPRO BOX015 . .

Prolunga con deviatore per art. BOX015

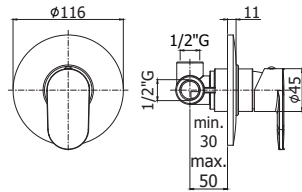
- H30mm

Extension with diverter for art. BOX015

- H30mm



CR

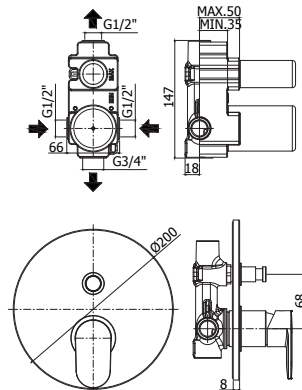


Miscelatore incasso doccia (1 uscita) completo di:
 • piastra in metallo Ø116mm
 • attacchi 1/2" G
 Concealed shower mixer (1 outlet) complete with:
 • metal wall plate Ø116mm
 • 1/2" G connections

CA 010 . . . **Finiture - Finishes** **EUR**
 senza deviatore **CR**
 without diverter

* Per set incasso/esterno separati (v. capitolo Incassi Projects)
 * For concealed/external set divided (see Concealed mixer Projects chapter)

ZPRO 013 . . .
 Prolunga per art. 010
 • H43mm
 Extension for art. 010
 • H43mm

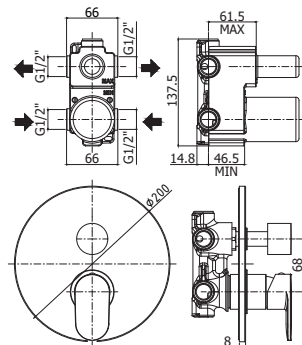


Miscelatore incasso doccia (2 uscite) completo di:
 • piastra in metallo Ø200mm
 • attacchi calda/fredda e superiore 1/2" G - attacco inferiore 3/4" G
 Concealed shower mixer (2 outlets) complete with:
 • metal wall plate Ø200mm
 • 1/2" G hot/cold and upper connections - 3/4" G lower connection

CA 015 . . . **Finiture - Finishes** **EUR**
 con deviatore a pulsante **CR**
 with push diverter

* Per set incasso/esterno separati (v. capitolo Incassi Projects)
 * For concealed/external set divided (see Concealed mixer Projects chapter)

ZPRO 028 . . .
 Prolunga con deviatore per art. 015
 • H30mm
 Extension with diverter for art. 015
 • H30mm



Miscelatore incasso doccia (2 uscite) completo di:
 • piastra in metallo Ø200mm
 • attacchi 1/2" G
 Concealed shower mixer (2 outlets) complete with:
 • metal wall plate Ø200mm
 • 1/2" G connections

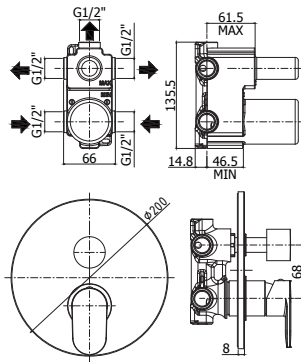
CA 018 . . . **Finiture - Finishes** **EUR**
 con cartuccia deviatore (2 uscite + 1
 posizione combinata) **CR**
 with diverter cartridge (2 outlets + 1
 combined position)

* Per set incasso/esterno separati (v. capitolo Incassi Projects)
 * For concealed/external set divided (see Concealed mixer Projects chapter)

ZPRO 068 . . .
 Prolunga con deviatore per art. 018-019
 • H30mm
 Extension with diverter for art. 018-019
 • H30mm



candy



* Per set incasso/esterno separati (v. capitolo Incassi Projects)
 * For concealed/external set divided (see Concealed mixer Projects chapter)

Miscelatore incasso doccia (3 uscite) completo di:
 • piastra in metallo Ø200mm
 • attacchi 1/2"G
 Concealed shower mixer (3 outlets) complete with:
 • metal wall plate Ø200mm
 • 1/2"G connections

CA 019 . . . **Finiture - Finishes** **EUR**
 con cartuccia deviatore (3 uscite + 3 posizioni combinate)
 with diverter cartridge (3 outlets + 3 combined positions)
CR

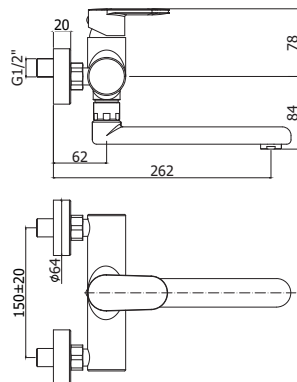
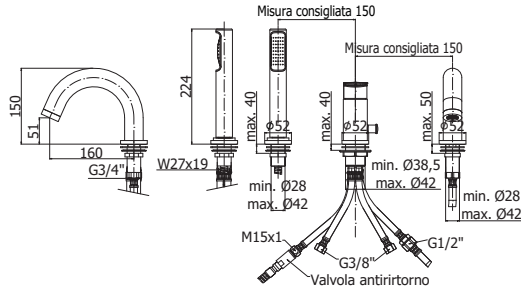
ZPRO 068 . . .
 Prolunga con deviatore per artt. 018-019
 • H30mm
 Extension with diverter for artt. 018-019
 • H30mm



Miscelatore bordo vasca con deviatore completo di:
 • set 5 flex inox per miscelatore
 • doccia e flessibile con piombo
 Deck mounted mixer with diverter complete with:
 • set of 5 stainless steel hoses for mixer
 • hand-shower and flexible hose with weight

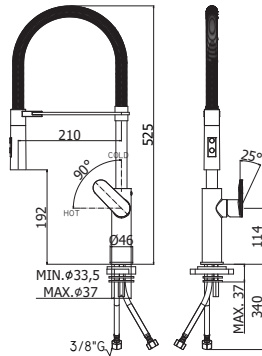
CA 040 . . . **Finiture - Finishes** **EUR**
 con bocca e aeratore M28x1 (3 fori)
 with spout and aerator M28x1 (3 holes)
CR

CA 041 . . .
 senza bocca erogazione (2 fori)
 without spout (2 holes)
CR



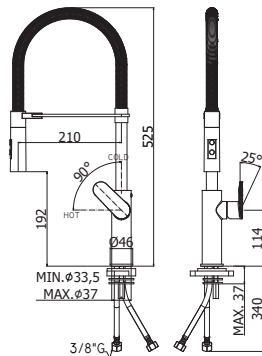
Miscelatore lavello a muro completo di:
 • aeratore M24x1
 • attacchi 1/2"G
 Wall sink mixer complete with:
 • aerator M24x1
 • 1/2"G connections

CA 161 . . . **Finiture - Finishes** **EUR**
 con canna tubo diritta orientabile -
 l.200mm
 with swivel tube straight spout -
 l.200mm
CR



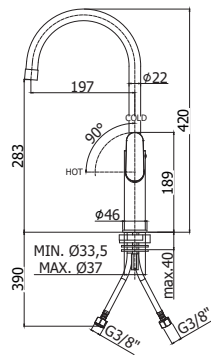
- Miscelatore lavello monoforo con canna orientabile completo di:
- doccia Minimal (2 getti) in ABS
 - supporto doccia con aggancio facilitato con magneti
 - set 2 flessibili inox 3/8" G
- One-hole sink mixer with swivelling spout complete with:
- Minimal ABS hand-shower (two spray-functions)
 - Hand-shower bracket with magnetic easy rest
 - set of 2 stainless steel hoses 3/8" G

CA 179 . . Finiture - Finishes **EUR**
 Professional **CR**
 Professional



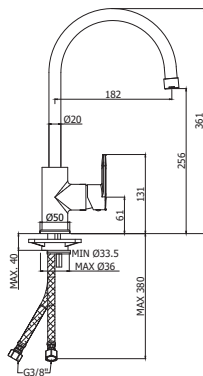
- Miscelatore lavello monoforo con canna orientabile completo di:
- doccia Minimal (2 getti) in ABS
 - supporto doccia con aggancio facilitato con magneti
 - set 2 flessibili inox 3/8" G
- One-hole sink mixer with swivelling spout complete with:
- Minimal ABS hand-shower (two spray-functions)
 - Hand-shower bracket with magnetic easy rest
 - set of 2 stainless steel hoses 3/8" G

CA 179 . . Finiture - Finishes **EUR**
 Professional **CRNO**
 Professional



- Miscelatore lavello monoforo alto con canna orientabile completo di:
- aeratore M22x1F
 - set 2 flessibili inox 3/8" G
- Tall One-hole sink mixer with swivelling spout complete with:
- aerator M22x1F
 - set of 2 stainless steel hoses 3/8" G

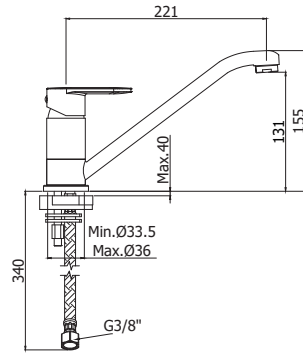
CA 180 . . Finiture - Finishes **EUR**
 con canna tubo Ø22mm **CR**
 with tube spout - Ø22mm



- Miscelatore lavello monoforo con canna orientabile completo di:
- aeratore M22x1F
 - set 2 flessibili inox 3/8" G
- One-hole sink mixer with swivelling spout complete with:
- aerator M22x1F
 - set of 2 stainless steel hoses 3/8" G

CA 181 . . Finiture - Finishes **EUR**
 con canna tubo Ø20mm **CR**
 with tube spout - Ø20mm

candy



Miscelatore lavello monoforo con canna orientabile completo di:

- aeratore M24x1
- set 2 flessibili inox 3/8"G

One-hole sink mixer with swivelling spout complete with:

- aerator M24x1
- set of 2 stainless steel hoses 3/8"G

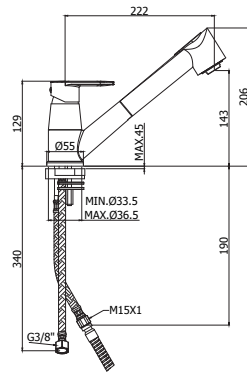
CA 182T . .

Finiture - Finishes

EUR

con canna tubo
with tube spout

CR



Miscelatore lavello monoforo con canna orientabile completo di:

- set 2 flessibili inox 3/8"G
- 1 flessibile inox M15x1
- 1 flessibile nylon 1/2"G x M15x1 L.1500mm con piombo

One-hole sink mixer with swivelling spout complete with:

- set of 2 stainless steel hoses 3/8"G
- 1 stainless steel hose M15x1
- 1/2"-M15x1 / L.1500mm nylon hose with weight

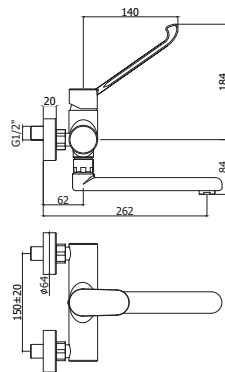
CA 183 . .

Finiture - Finishes

EUR

con doccia estraibile (2 getti) in ABS
with (two-spray) ABS pull out hand-shower

CR



Miscelatore lavello a muro completo di:

- aeratore M24x1
- attacchi 1/2"G

Wall sink mixer complete with:

- aerator M24x1
- 1/2"G connections

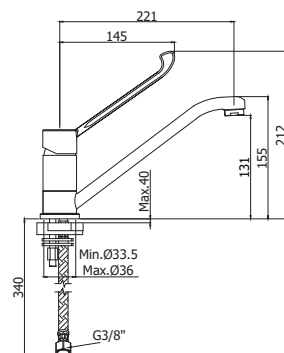
CA 302 . .

Finiture - Finishes

EUR

con canna tubo diritta orientabile -
l.200mm
• con leva clinica
with swivel tube straight spout -
l.200mm
• with clinical lever

CR



Miscelatore lavello monoforo con canna orientabile completo di:

- aeratore M24x1
- set 2 flessibili inox 3/8"G

One-hole sink mixer with swivelling spout complete with:

- aerator M24x1
- set of 2 stainless steel hoses 3/8"G









CA 303 . .








Finiture - Finishes

EUR









con canna tubo
• con leva clinica
with tube spout
• with clinical lever

CR


| | | | |
|---|-----------------------------------|---|---|
|  | ZA91103R ZA91290 | Cartuccia completa Ø35 con distributore con regolazione per artt. 161-302 Complete cartridge Ø35 with distributor with regulation for artt. 161-302 Cartuccia completa Ø 35 mm con distributore per art. 181 Complete cartridge Ø 35 mm with distributor for art. 181 | Finiture - Finishes EUR |
|  | ZA91104R | Cartuccia completa Ø 35 mm senza distributore con regolazione per artt.010-015-018-019-022-023-026-040-041-104-105-106-168-168D-168R-182T-183-303 / BOX010-015 Complete cartridge Ø 35 mm without distributor with regulation for artt. 0010-015-018-019-022-023-026-040-041-104-105-106-168-168D-168R-182T-183-303 / BOX010-015 | Finiture - Finishes EUR |
|  | ZA91400 | Cartuccia completa Ø 25 mm per artt. 071H-071HK-075H-081-081K-085-131-131K-135-179-180 Complete cartridge Ø 25 mm for artt. 071H-071HK-075H-081-081K-085-131-131K-135-179-180 | Finiture - Finishes EUR |
|  | ZACC146 | Valvolina antiritorno Ø15 mm per artt. ZDEV088..V-ZRAC022 | Finiture - Finishes EUR |
|  | ZACC232 | Valvolina antiritorno Ø14 mm per artt. ZDOC069-ZDOC091 Check-valve Ø14 mm for artt. ZDOC069-ZDOC091 | Finiture - Finishes EUR |
|  | ZACC350 | Molla superiore filo Ø 2 mm per art. 179 Top spring Ø 2 mm for art. 179 | Finiture - Finishes EUR CR NO |
|  | ZACC384 | Supporto doccia con magneti + viti per art. 179 Hand-shower bracket with magnets + screws for art.179 | Finiture - Finishes EUR CL |
|  | ZACC409 | Supporto per doccia per art. 179 Hand-shower bracket for art. 179 | Finiture - Finishes EUR CR |
|  | ZAER040 | Aeratore per art. 040 Aerator for art. 040 | Finiture - Finishes EUR CR |

| | | | <u>Finiture - Finishes</u> | <u>EUR</u> |
|---|--------------------|---|----------------------------|------------|
|  | ZAER002 | Aeratore M24x1 per artt. 104-105-106-161-182T-183-302-303-ZBOC126-ZBOC127-ZBOC128 Aerator M24x1 for artt. 104-105-106-161-182T-183-302-303-ZBOC126-ZBOC127-ZBOC128 | CR | |
| | ZAER003 | Aeratore M28x1 per artt. 022-023-026 Aerator M28x1 for artt. 022-023-026 | CR | |
| | ZAER033 | Aeratore 22x1F per artt. 180-181 Aerator 22x1F for artt. 180-181 | CR | |
|  | ZAER041 | Snodo per aeratore per artt. 131-131K-135 Joint with aerator for artt. 131-131K-135 | CR | |
| | ZAER052 | Aeratore M16x1 per artt. 131-131K-135 Aerator M16x1 for artt. 131-131K-135 | CR | |
|  | ZAER090 | Aeratore M24x1 SLIM AIR con chiavetta per artt. 071H-071HK-075H-081-081K-085 SLIM AIR Aerator M24x1 with key for artt. 071H-071HK-075H-081-081K-085 | | |
| | | | <u>Finiture - Finishes</u> | <u>EUR</u> |
|  | ZAST046 | Asta pomolo snodino Ø4mm piegata per artt. 075H-085-135 Bent rod Ø4mm with knob for artt. 075H-085-135 | CR | |
| | ZAST023 | Snodo in ABS per asta scarico per artt. 075H-085-135 ABS articulation for rod connection for artt. 075H-085-135 | | |
|  | ZBAS012 | Basetta in metallo per art. 183 Metal base-ring for art. 183 | CR | |
| | ZBAS038 | Basetta in metallo per art. 181 Metal base-ring for art. 181 | CR | |
| | ZBAS040 | Basetta in metallo per miscelatore bordo vasca artt. 040-041 Metal base for deck mounted bath mixer artt. 040-041 | CR | |
| | ZBAS041 | Basetta in metallo per bocca art. 040 Metal base-ring for spout art. 040 | CR | |
| | ZBAS058 | Basetta in metallo per artt. 179-180 Metal base-ring for artt. 179-180 | CR | |
| | ZBAS094 | Basetta in metallo per artt. 182T-303 Metal base-ring for artt. 182T-303 | CR | |
| | ZBAS100 | Basetta miscelatore in metallo per artt. 071H-071HK-075H-081-081K-085-131-131K-135 Metal base-ring for artt. 071H-071HK-075H-081-081K-085-131-131K-135 | CR | |
|  | ZBAS076..SC | Base + basetta + fissaggio per doccia artt. 040-041 Ring + base + fixing set for hand-shower artt. 040-041 | CR | |
| | | | <u>Finiture - Finishes</u> | <u>EUR</u> |
|  | ZBOC032 | Bocca bordo vasca con basetta ottone, aeratore e fissaggio per art. 040 Deck mounted spout with brass ring base, aerator and fixing set for art. 040 | CR | |

| | | | |
|---|--|---|--|
|  | ZBOC126 ZBOC127 ZBOC128 | Bocca con aeratore compatibile con art. 104 - l.150 mm Spout with aerator compatible with art. 104 - l.150 mm Bocca standard con aeratore per art. 105 - l.200 mm Standard spout with aerator for art. 105 - l.200 mm Bocca con aeratore compatibile con art. 106 - l.240 mm Spout with aerator compatible with art. 106 - l.240 mm | Finiture - Finishes CR CR CR EUR |
|  | ZCAL003 | Calotta per miscelatori a parete per artt. 022-023-026-161-168-168D-168R-302 Nut for wall mounted mixers for artt. 022-023-026-161-168-168D-168R-302 | Finiture - Finishes CR EUR |
|  | ZCANA023 | Canna tubo diritta con aeratore interasse 200 mm per artt. 161-302 Straight tube spout with aerator for artt. 161-302, distance between centres 200 mm | Finiture - Finishes CR EUR |
|  | ZCANA112 ZCANA120 | Canna tonda Ø22mm con aeratore per art. 180 Round spout Ø22mm with aerator for art. 180 Canna tonda Ø20mm con aeratore per art. 181 Round spout Ø20mm with aerator for art. 181 | Finiture - Finishes CR CR EUR |
|  | ZCAP010 ZCAP034 ZCAP062 | Cappuccio sottoleva in ABS per artt. 161-181-182T-302-303 ABS underlever cover for artt. 161-181-182T-302-303 Cappuccio sottoleva in metallo per artt.010-015-018-019-022-023-026-040-041-104-105-106-168-168D-168R-183 / BOX010-015 Metal under lever cap for artt. 010-015-018-019-022-023-026-040-041-104-105-106-168-168D-168R-183 / BOX010-015 Cappuccio sottoleva in metallo per artt. 071H-071HK-075H-081-081K-085-131-131K-135-179-180 Metal under lever cap for artt. 071H-071HK-075H-081-081K-085-131-131K-135-179-180 | Finiture - Finishes CR CR CR EUR |
|  | ZCAP066 | Cappuccio per deviatore per artt. 018-019 Cover for diverter for artt. 018-019 | Finiture - Finishes CR EUR |
|  | ZDEV007 | Deviatore completo per miscelatore incasso artt. 040-041 Diverter for concealed mixer artt. 040-041 | Finiture - Finishes CR EUR |
|  | ZDEV048 | Deviatore completo per miscelatore incasso art. 015 Diverter for concealed mixer art. 015 | Finiture - Finishes CR EUR |

| | | | <u>Finiture - Finishes</u> | <u>EUR</u> |
|---|-------------------|--|----------------------------|------------|
|  | ZDEV088..V | Deviatore con valvolina antiritorno per miscelatore vasca esterno per artt. 022-023-026 Diverter with check-valve for bath/shower mixer for artt. 022-023-026 | CR | |
|  | ZDEV100 | Deviatore completo per artt. BOX015 Complete diverter for artt. BOX015 | CR | |
|  | ZDOC032 | Doccia BIRILLO (monogetto) in ABS per artt. 023-026-040-041-047-048-168D BIRILLO ABS hand-shower (single spray) for artt. 023-026-040-041-047-048-168D | CR | |
|  | ZDOC069 | Doccia Minimal (2 getti) in ABS con valvolina antiritorno per artt. 179 Minimal ABS hand-shower (two spray-functions) with check-valve for artt. 179 | CR | |
| | ZAER050 | Aeratore a scomparsa con chiavetta per artt. ZDOC69 Hidden aerator with key for artt. ZDOC69 | | |
|  | ZDOC091 | Doccia 2 getti in ABS con valvolina antiritorno per artt. 183 two-spray ABS pull out hand-shower with check-valve for artt. 183 | CR | |
|  | ZECC029 | Eccentrico con rosone 1/2"x 3/4" per artt. 022-023-026-161-168-168D-168R-302 Adjustable centre 1/2"x 3/4" for artt. 022-023-026-161-168-168D-168R-302 | CR | |
|  | ZFIS028 | Set fissaggio per miscelatore bordo vasca artt. 040-041 Fixing set for mixer artt. 040-041 | | |
|  | ZFIS007 | Set fissaggio per miscelatore artt. 183 Fixing set for mixer artt. 183 | | |
| | ZFIS054 | Set fissaggio per artt. 182T-303 Fixing set for artt. 182T-303 | | |
| | ZFIS084 | Set fissaggio per artt. 181 Fixing set for artt. 181 | | |
| | ZFIS124 | Set fissaggio per artt. 071H-071HK-075H-081-081K-085-131-131K-135 Fixing set for artt. 071H-071HK-075H-081-081K-085-131-131K-135 | | |
| | ZFIS130 | Set fissaggio per artt. 179-180 Fixing set for artt. 179-180 | | |

Finiture - Finishes **EUR**



- ZFIS121** Set fissaggio per bocca bordo vasca art. 040
Fixing set for spout of art. 040
- ZFIS122** Fissaggio per base doccia per artt. 040-041
Fixing kit for shower base for artt. 040-041

Finiture - Finishes **EUR**



- ZFLO001** Flessibile 1500mm doppia aggraffatura e calotta conica per art. 168D
Flexible hose 1500mm double interlock and conical nut for art. 168D
- ZFLO018** Flessibile 150 cm doppia aggraffatura e doppia calotta conica per artt. 023-026
Flexible hose 150 cm double interlock and double conical nut for artt. 023-026

CR

CR

Finiture - Finishes **EUR**



- ZFLO009** Flessibile ottone doppia aggraffatura 1/2"-M15x1/L.1500 mm con peso ecologico e calotta conica girevole per artt. 040-041
1/2"-M15x1/L.1500 mm twist-free double interlock brass flexible hose with conical nut and weight for artt. 040-041
- ZFLO011** Flessibile nylon con peso ecologico 1/2"-M15x1/ L.1500mm per miscelatore lavello doccia estraibile (di serie) art. 183
1/2"-M15x1/L.1500mm nylon hose with weight for sink mixer with pull out spray art. 183 (standard)

CR

CR

Finiture - Finishes **EUR**



- ZFLX001** Set flessibili inox M10x1 F3/8" 350 mm con guarnizioni (2 pezzi) per artt. 182T-303
Set of 2 stainless steel hoses M10x1 F3/8" 350 mm with gaskets for artt. 182T-303
- ZFLX021** Set flessibili inox M10x1 F3/8" 350 mm con guarnizioni (3 pezzi) per art. 183
Set of 3 stainless steel hoses M10x1 F3/8" 350 mm with gaskets for art. 183
- ZFLX069** Set 2 flex inox M8x1 F3/8" 350 mm con guarnizioni per artt. 081-081K-085
Set of 2 M8x1 F3/8 stainless steel hoses 350 mm with gaskets for artt. 081-081K-085
- ZFLX101** Set 2 flex inox SOFT PEX F3/8 450 mm per art. 181
Set of 2 F3/8 stainless steel hoses 450 mm SOFT PEX for art. 181
- ZFLX102** Set 2 flex inox SOFT PEX F3/8 450 mm per artt. 071H-071HK-075H-131-131K-135-179-180
Set of 2 F3/8 stainless steel hoses 450 mm SOFT PEX for artt. 071H-071HK-075H-131-131K-135-179-180

CR

CR

CR

CRPX

CRPX

Finiture - Finishes **EUR**



- ZFLX061** Flex inox Ø14 cm. 53 plastificato per art. 179
PVC coated flex inox Ø14 cm. 53 for art. 179

CR

CR50

Finiture - Finishes **EUR**










- ZFLX086** Set 5 flex inox per miscelatore bordo vasca artt. 040-041
Set of 5 stainless steel hoses for artt. 040-041










CR

Finiture - Finishes **EUR**



- ZGHI003** Ghiera ferma cartuccia per artt. 161-181-182T-302-303
Cartridge fastening ring nut for artt. 161-181-182T-302-303
- ZGHI010** Ghiera ferma cartuccia per artt.010-015-018-019-022-023-026-040-041-104-105-106-168-168D-168R-183 / BOX010-015
Cartridge fastening ring nut for artt.010-015-018-019-022-023-026-040-041-104-105-106-168-168D-168R-183 / BOX010-015

| | | <u>Finiture - Finishes</u> | <u>EUR</u> |
|---|---|----------------------------------|------------|
|  | ZGHI027 Ghiera per deviatore M37x1.5 per artt. 018-019 M37x1.5 ring nut for diverter for artt. 018-019 | | |
|  | ZGHI030 Ghiera ferma cartuccia M30x1per artt. 071H-071HK-075H-081-081K-085-131-131K-135-179-180 M30x1 cartridge fastening ring nut for artt. 071H-071HK-075H-081-081K-085-131-131K-135-179-180 | <u>Finiture - Finishes</u> CR | <u>EUR</u> |
|  | ZLEV145 Leva clinica per artt. 302-303 Long lever for artt. 302-303 | <u>Finiture - Finishes</u> CR | <u>EUR</u> |
|  | ZLEV158 Leva completa per artt. 010-015-018-019-022-023-026-040-041-104-105-106-168-168D-168R / BOX010-015 Complete lever for artt. 010-015-018-019-022-023-026-040-041-104-105-106-168-168D-168R / BOX010-015 | <u>Finiture - Finishes</u> CR | <u>EUR</u> |
| | ZLEV159 Leva completa per art. 183 Complete lever for art. 183 | CR | |
| | ZLEV160 Leva completa per artt. 071H-071HK-075H-081-081K-085-131-131K-135 Complete lever for artt. 071H-071HK-075H-081-081K-085-131-131K-135 | CR | |
| | ZLEV161 Leva completa per artt. 161-182T Complete lever for artt. 161-182T | CR | |
| | ZLEV193 Leva completa rovesciata per artt. 179-180 Reverse lever for artt. 179-180 | CR | |
| | ZLEV194 Leva completa rovesciata per art. 181 Reverse lever for art. 181 | CR | |
|  | ZMAN130 Maniglia per cartuccia deviatore per art. 019 Complete handle for diverter cartridge for art. 019 | <u>Finiture - Finishes</u> CR | <u>EUR</u> |
| | ZMAN138 Maniglia per cartuccia deviatore per art. 018 Complete handle for diverter cartridge for art. 018 | CR | |
|  | ZPIA007 Piastra con guarnizione 1 foro per art. 010 / Ø116 mm One-hole wall plate with gasket for art. 010 / Ø116 mm | <u>Finiture - Finishes</u> CR | <u>EUR</u> |
|  | ZPIA072 Piastra tonda in ABS 1 foro con OR per art. BOX010 / Ø173 mm ABS round one-hole wall plate with OR for art. BOX010 / Ø173mm | <u>Finiture - Finishes</u> CR | <u>EUR</u> |

| | | |
|---|---|---|
|  | ZPIA074 Piastra tonda in ABS 2 fori con OR per art. BOX015 / Ø173 mm ABS round two-hole wall plate with OR for art. BOX015 / Ø173mm | Finiture - Finishes EUR CR |
|  | ZPIA076 Piastra tonda 2 fori con guarnizioni per art. 015 / Ø200 mm Round two-hole wall plate with gaskets for art. 015 / Ø200mm | Finiture - Finishes EUR CR |
|  | ZPIA088 Piastra con guarnizioni per miscelatore incasso (2 uscite) per art. 018 / Ø200 mm Wall plate with gaskets for concealed shower mixer (2 outlets) for art. 018 / Ø200 mm | Finiture - Finishes EUR CR |
|  | ZPIA089 Piastra con guarnizioni per miscelatore incasso (3 uscite) per art. 019 / Ø200 mm Wall plate with gaskets for concealed shower mixer (3 outlets) for art. 019 / Ø200 mm | CR |
|  | ZPIA112 Piastra in acciaio inox 2 fori con guarnizioni per artt. 104-105-106 / L.250 x h.100 mm Two-hole stainless steel wall plate with gaskets for artt. 104-105-106 / L.250 x h.100 mm | Finiture - Finishes EUR CR |
|  | ZRAC022 Raccordo 1/2" con OR per artt. 168-168D 1/2" connection with OR for artt. 168-168D | Finiture - Finishes EUR CR |
|  | ZRAC002 Raccordo 3/4" con OR per artt. 161-302 3/4" connection with OR for artt. 161-302 ZRAC084 Raccordo 3/4" con OR per artt. 168R 3/4" connection with OR for artt. 168R | Finiture - Finishes EUR CR CR |
|  | ZRAC088 Raccordo canna, mezza luna e vite per artt. 179-180 Connection and fixing set for spout for artt. 179-180 | Finiture - Finishes EUR CR |
|  | ZRAC119 Raccordo per distanziale supporto doccia per art. 179 Connection for hand-shower bracket for art. 179 | Finiture - Finishes EUR CR |



ZRAC121 Supporto per doccia per artt. 179
Hand-shower bracket for artt. 179

Finiture - Finishes **EUR**
CL



ZSED001 Sede per miscelatori a parete per artt. 022-023-026-168-168D-168R
Wall mounted single lever mixer seat for artt. 022-023-026-168-168D-168R
ZSED015 Sede per miscelatori a parete per artt. 161-302
Wall mounted single lever mixer seat for artt. 161-302

Finiture - Finishes **EUR**
CR
CR



ZSET016 Set OR / anello tagliato per artt. 161-189-302
Kit of OR / cut ring for artt. 161-189-302

Finiture - Finishes **EUR**



ZSET065 Set Gaco/antifrizione per artt. 182T-303
Kit of joints for artt. 182T-303

Finiture - Finishes **EUR**



ZVIT092 Cartuccia deviatore (2 uscite) Ø32 mm per artt. 018
Diverter cartridge (2 outlets) Ø32 mm for artt. 018
ZVIT091 Cartuccia deviatore (3 uscite) Ø32 mm per artt. 019
Diverter cartridge (3 outlets) Ø32 mm for artt. 019

Finiture - Finishes **EUR**

stick

INNOVAZIONE

Con la sua forma semplice e la sua linea pulita, la serie STICK rappresenta il primo esempio di evoluzione dal miscelatore standard al rubinetto moderno e minimalista nel rispetto della praticità di utilizzo e del contenimento dei costi, sia di produzione che di consumo.

Il lavabo è infatti disponibile nella versione con cartuccia ENERGY WATER SAVING, grazie alla quale è possibile ottenere un duplice risparmio energetico: l'apertura della leva al primo scatto consente erogazione di sola acqua fredda e in ridotta quantità, mentre per ottenere l'acqua calda è necessario ruotare la leva verso sinistra e per avere più portata è necessario alzare la leva oltre l'ECO-STOP.

INNOVATION

With its simple shape and its clean line, STICK series represents the first example of evolution from the standard to the modern and minimalist mixer, in compliance with the practicality of use and cost containment, both in production and in utilization. The basin mixer is in fact available with ENERGY WATER SAVING cartridge, thanks to which you can get a dual energy saving: the opening of the handle on frontal position to the first detent allows supply of only cold water in small quantities. To get hot water you need to rotate the lever to the left and to have a higher flow the handle has to be opened beyond the ECO-STOP.



stick

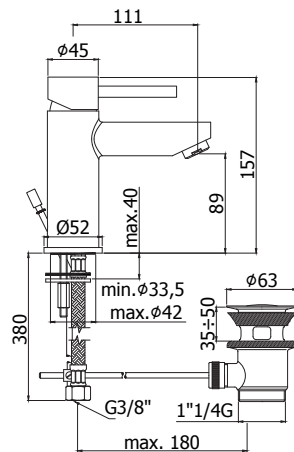
FINITURE | FINISHES

La serie **STICK** è disponibile nelle seguenti finiture:
STICK range is available in the following finishes:

- CR** cromato
chrome plated
- ST** steel looking
steel looking finish

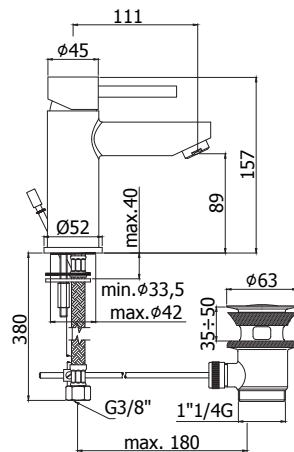
RISPARMIO ENERGETICO E IDRICO ENERGY & WATER SAVING

stick



- Miscelatore lavabo completo di:
- aeratore M24x1
 - set 2 flessibili inox 3/8" G
- Wash basin mixer complete with:
- aerator M24x1
 - set of 2 stainless steel hoses 3/8" G

| Model | Finiture - Finishes | EUR |
|--|---------------------|-----|
| SK 070H . . con scarico automatico 1" G with 1" G pop up waste | CR | |
| SK 071H . . senza scarico without pop up waste | CR ST | |
| SK 071HK . . con scarico Clic-Clac 1" 1/4 G with 1" 1/4 G Clic-Clac press top waste | CR ST | |
| SK 075H . . con scarico automatico 1" 1/4 G with 1" 1/4 G pop up waste | CR ST | |



- Miscelatore lavabo completo di:
- cartuccia Energy & Water Saving
 - aeratore M24x1 con riduttore di portata
 - set 2 flessibili inox 3/8" G
- Wash basin mixer complete with:
- Energy & Water Saving cartridge
 - aerator M24x1 with flow reducer
 - set of 2 stainless steel hoses 3/8" G

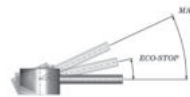
| Model | Finiture - Finishes | EUR |
|--|---------------------|-----|
| SK 071H . . -EWS senza scarico without pop up waste | CR ST | |
| SK 075H . . -EWS con scarico automatico 1" 1/4 G with 1" 1/4 G pop up waste | CR ST | |



ENERGY SAVING

Risparmia energia, perchè apre al centro e dà acqua fredda, mentre l'acqua calda esce solo con il movimento della leva verso sinistra.

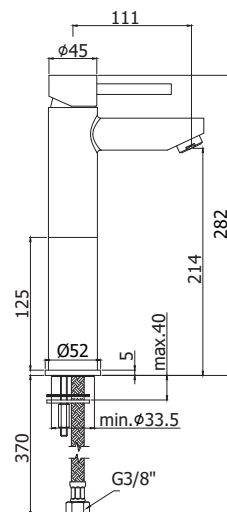
It saves energy delivering cold water from middle position already; hot water comes out with handle left movement only.



WATER SAVING

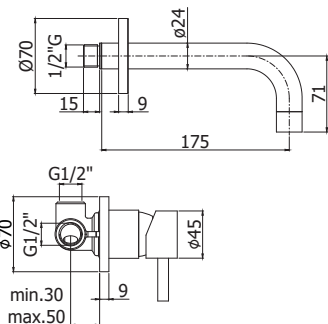
Risparmia acqua, perchè dobbiamo vincere un'altra resistenza in apertura per avere più portata d'acqua (funge da deterrente contro l'inconsapevole apertura completa dell'acqua).

It saves water, because user must override "resistance bump" to obtain high flow - acts as deterrent to unconsciously turning handle on to full flow position regardless of water requirement.



- Miscelatore lavabo completo di:
- aeratore M24x1
 - set 2 flessibili inox 3/8" G
- Wash basin mixer complete with:
- aerator M24x1
 - set of 2 stainless steel hoses 3/8" G

| Model | Finiture - Finishes | EUR |
|---|---------------------|-----|
| SK 071H . . 120 senza scarico • con prolunga 125 mm without pop up waste • with extension 125 mm | CR ST | |

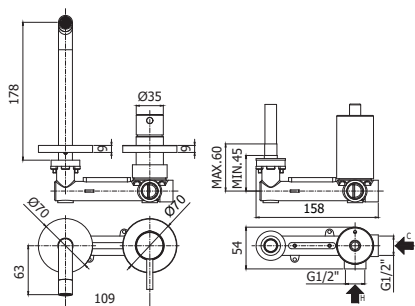


Miscelatore incasso lavabo completo di:
 • piastre Ø70mm
 • attacchi 1/2" G
 Concealed single lever basin mixer complete with:
 • wall plates Ø70mm
 • 1/2" G connections

SK 006 . . 70 **Finiture - Finishes** **EUR**
 con bocca e aeratore M22x1 - l. 175mm **CR**
 with spout and aerator M22x1 - l. 175mm **ST**

SK 007 . . 70 **CR**
 con bocca e aeratore M22x1 - l. 245mm **ST**
 with spout and aerator M22x1 - l. 245mm

ZPRO 013 . . **CR**
 Prolunga per artt. 006..70-007..70-010 **ST**
 • H43mm
 Extension for artt. 006..70-007..70-010
 • H43mm



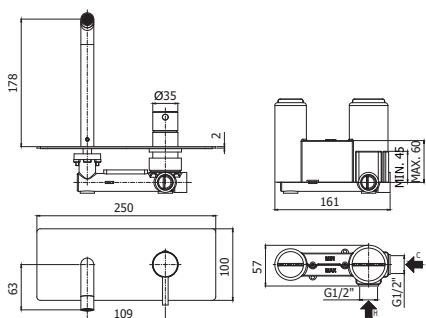
Miscelatore incasso lavabo completo di:
 • piastre in ottone Ø70mm
 • attacchi 1/2" G
 Concealed single lever basin mixer complete with:
 • metal wall plates Ø70mm
 • 1/2" G connections

SK 104 . . 70 **Finiture - Finishes** **EUR**
 con bocca e aeratore M16x1 - l. 123mm **CR**
 with spout and aerator M16x1 - l. 123mm **ST**

SK 105 . . 70 **CR**
 con bocca e aeratore M16x1 - l. 178mm **ST**
 with spout and aerator M16x1 - l. 178mm

SK 106 . . 70 **CR**
 con bocca e aeratore M16x1 - l. 248mm **ST**
 with spout and aerator M16x1 - l. 248mm

ZPRO 088 . . **CR**
 Prolunga per artt. 104..70-105..70-106..70 **ST**
 • H20mm
 Extension for artt. 104..70-105..70-106..70
 • H20mm



Miscelatore incasso lavabo completo di:
 • piastra in acciaio inox 250x100mm
 • attacchi 1/2" G
 Concealed single lever basin mixer complete with:
 • stainless steel wall plate 250x100mm
 • 1/2" G connections

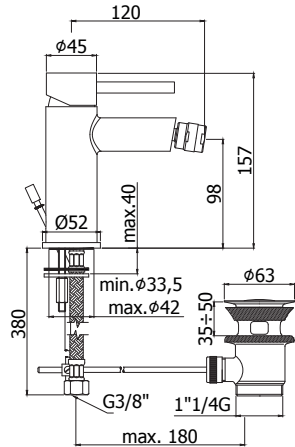
SK 104 . . **Finiture - Finishes** **EUR**
 con bocca e aeratore M16x1 - l. 123mm **CR**
 with spout and aerator M16x1 - l. 123mm **ST**

SK 105 . . **CR**
 con bocca e aeratore M16x1 - l. 178mm **ST**
 with spout and aerator M16x1 - l. 178mm

SK 106 . . **CR**
 con bocca e aeratore M16x1 - l. 248mm **ST**
 with spout and aerator M16x1 - l. 248mm

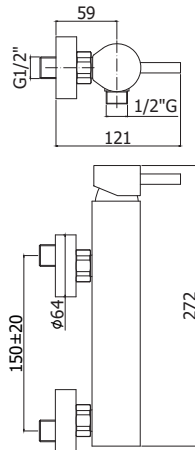
ZPRO 088 . . **CR**
 Prolunga per artt. 104-105-106 **ST**
 • H20mm
 Extension for artt. 104-105-106
 • H20mm

stick



- Miscelatore bidet completo di:
- con snodo e aeratore M24x1
 - set 2 flessibili inox 3/8" G
- Bidet mixer complete with:
- with swivel joint and aerator M24x1
 - set of 2 stainless steel hoses 3/8" G

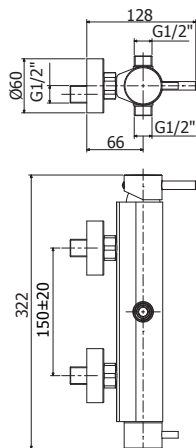
| Model | Finiture - Finishes | EUR |
|--|---------------------|-----|
| SK 130H . . con scarico automatico 1" G with 1" G pop up waste | CR | |
| SK 131H . . senza scarico without pop up waste | CR ST | |
| SK 131HK . . con scarico Clic-Clac 1" 1/4 G with 1" 1/4 G Clic-Clac press top waste | CR ST | |
| SK 135H . . con scarico automatico 1" 1/4 G with 1" 1/4 G pop up waste | CR ST | |



- Miscelatore doccia completo di:
- set 2 eccentrici 1/2"x3/4" G e rosoni
- Shower mixer complete with:
- set of 2 S-wall-unions 1/2"x3/4" G and wall-plates

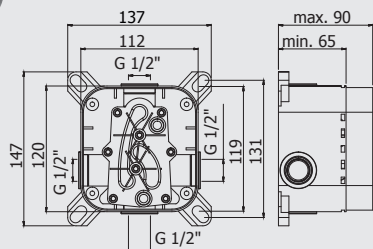

| Model | Finiture - Finishes | EUR |
|--|---------------------|-----|
| SK 168 . . senza set doccia • con attacco inferiore 1/2" G without shower set • with 1/2" G lower connection | CR ST | |
| SK 168D . . con supporto a muro snodato in ABS • con doccia e flessibile with ABS joint wall bracket • with hand-shower and flexible hose | CR ST | |
| SK 168R . . rovesciato senza set doccia • con attacco superiore 3/4" G overturned without shower set • with 3/4" G upper connection | CR ST | |

* CR con doccia BIRILLO/ ST con doccia MASTER
* CR BIRILLO hand-shower/ ST MASTER hand-shower



- Miscelatore doccia 2 uscite completo di:
- set 2 eccentrici 1/2"x3/4" G e rosoni
 - con attacchi 1/2" G
- Shower mixer 2 outlets complete with:
- set of 2 S-wall-unions 1/2"x3/4" G and wall-plates
 - with 1/2" G connections

| Model | Finiture - Finishes | EUR |
|---|---------------------|-----|
| SK 169.. senza set doccia • con cartuccia deviatore without shower set • with diverter cartridge | CR | |



⚠ PIASTRA METALLO - METAL PLATE
min.77mm - max 90 mm

Set incasso universale per miscelatori doccia completo di:

- corpo incasso
- box

Universal concealed Box for mixers complete with:

- concealed body
- box

PBOX 001

Finiture - Finishes

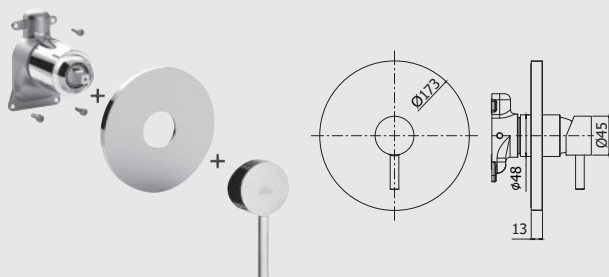
EUR

senza set esterno

without external set

*Da abbinare solo con SK BOX010 - SK BOX015

*To be completed only with SK BOX010 - SK BOX015



Set esterno miscelatore incasso doccia (1 uscita) completo di:

- corpo miscelatore
- piastra in ABS Ø173mm e leva

External set for concealed shower mixer (1 outlet) complete with:

- mixer body
- ABS wall plate Ø173 mm and lever

SK BOX010 . .

Finiture - Finishes

EUR

senza deviatore

CR

without diverter

*Da abbinare solo con PBOX 001

*To be completed only with PBOX 001

ZPRO BOX010 . .

Prolunga per art. BOX010

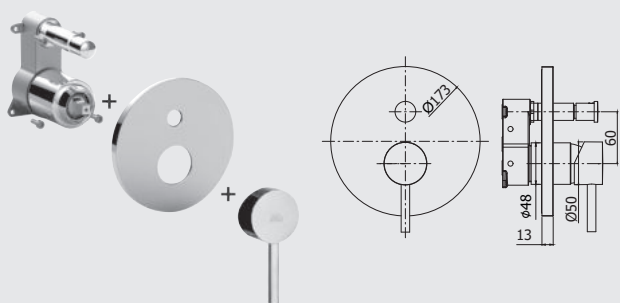
- H30mm

Extension for art. BOX010

- H30mm



CR



Set esterno miscelatore incasso doccia (2 uscite) completo di:

- corpo miscelatore
- piastra in ABS Ø173mm e leva

External set for concealed shower mixer (2 outlets) complete with:

- mixer body
- ABS wall plate Ø173 mm and lever

SK BOX015 . .

Finiture - Finishes

EUR

con deviatore a pulsante

CR

with push diverter

ST/M

*CR con piastra ABS - ST/M con piastra in Acciaio inox

*CR with ABS wall plate - ST/M with Stainless steel wall plate

*Da abbinare solo con PBOX 001

*To be completed only with PBOX 001


ZPRO BOX015 . .

Prolunga con deviatore per art. BOX015

- H30mm

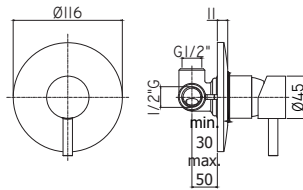
Extension with diverter for art. BOX015

- H30mm



CR

ST



* Per set incasso/esterno separati (v. capitolo Incassi Projects)

* For concealed/external set divided (see Concealed mixer Projects chapter)

Miscelatore incasso doccia (1 uscita) completo di:

- piastra in metallo Ø116mm
- attacchi 1/2" G

Concealed shower mixer (1 outlet) complete with:

- metal wall plate Ø116mm
- 1/2" G connections

SK 010 . .

senza deviatore
without diverter

Finiture - Finishes

CR
ST

EUR

ZPRO 013 . .

Prolunga per art. 010
• H43mm

Extension for art. 010
• H43mm



CR
ST

Miscelatore incasso doccia (2 uscite) completo di:

- piastra in metallo Ø200mm
- attacchi calda/fredda e superiore 1/2" G - attacco inferiore 3/4" G

Concealed shower mixer (2 outlets) complete with:

- metal wall plate Ø200mm
- 1/2" G hot/cold and upper connections - 3/4" G lower connection

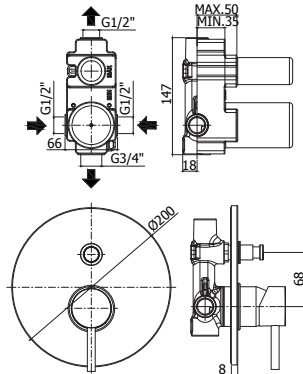
SK 015 . .

con deviatore a pulsante
with push diverter

Finiture - Finishes

CR
ST

EUR



* Per set incasso/esterno separati (v. capitolo Incassi Projects)

* For concealed/external set divided (see Concealed mixer Projects chapter)

ZPRO 014 . .

Prolunga con deviatore per art. 015
• H30mm

Extension with diverter for art. 015
• H30mm



CR
ST

Miscelatore incasso doccia (2 uscite) completo di:

- piastra in metallo Ø200mm
- attacchi 1/2" G

Concealed shower mixer (2 outlets) complete with:

- metal wall plate Ø200mm
- 1/2" G connections

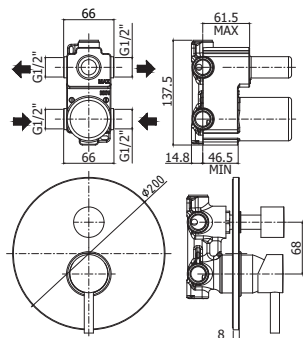
SK 018 . .

con cartuccia deviatore (2 uscite + 1
posizione combinata)
with diverter cartridge (2 outlets + 1
combined position)

Finiture - Finishes

CR
ST

EUR



* Per set incasso/esterno separati (v. capitolo Incassi Projects)

* For concealed/external set divided (see Concealed mixer Projects chapter)

ZPRO 069 . .

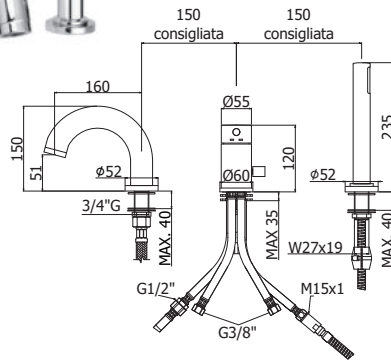
Prolunga con deviatore per artt. 018-019
• H30mm

Extension with diverter for artt. 018-019
• H30mm



CR
ST

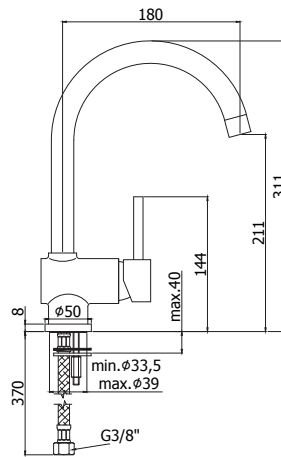
stick



* CR con doccia BIRILLO/ ST con doccia MASTER
 * CR BIRILLO hand-shower/ ST MASTER hand-shower

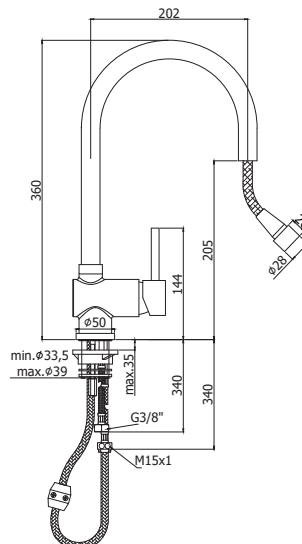
- Miscelatore bordo vasca con "portata maggiorata" completo di:
- set 5 flex inox per miscelatore
 - doccia e flessibile con piombo
- Deck mounted mixer with "increased flow rate" complete with:
- set of 5 stainless steel hoses for mixer
 - hand-shower and flexible hose with weight

| SK 047 . . | Finiture - Finishes | EUR |
|--|---------------------|-----|
| con bocca e aeratore M28x1 (3 fori) | CR | |
| with spout and aerator M28x1 (3 holes) | ST | |
| SK 048 . . | | |
| senza bocca erogazione (2 fori) | CR | |
| without spout (2 holes) | ST | |



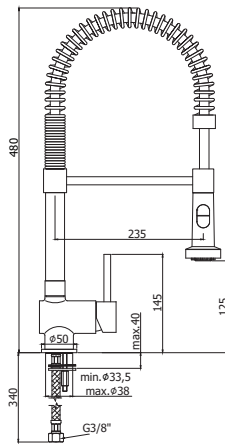
- Miscelatore lavello monoforo completo di:
- aeratore M22x1F
 - set 2 flessibili inox 3/8\"/>
- One-hole sink mixer complete with:
- aerator M22x1F
 - set of 2 stainless steel hoses 3/8\"/>

| SK 180 . . | Finiture - Finishes | EUR |
|-----------------------|---------------------|-----|
| con canna orientabile | CR | |
| with swivelling spout | ST | |



- Miscelatore lavello monoforo con canna orientabile completo di:
- set 2 flessibili inox 3/8\"/>
- One-hole sink mixer with swivelling spout complete with:
- set of 2 stainless steel hoses 3/8\"/>

| SK 185 . . | Finiture - Finishes | EUR |
|--|---------------------|-----|
| con doccia estraibile (monogetto) in metallo | CR | |
| with (single spray) metal pull out hand-shower | ST | |



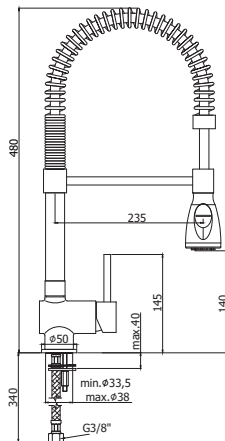
Miscelatore lavello monoforo con canna orientabile completo di:
 • set 2 flessibili inox 3/8" G
 One-hole sink mixer with swivelling spout complete with:
 • set of 2 stainless steel hoses 3/8" G

SK 176 . .

Finiture - Finishes **EUR**

- Professional
- con doccia Happy (2 getti) in ABS
- Professional
- with Happy (two-spray) ABS hand-shower

CR
ST



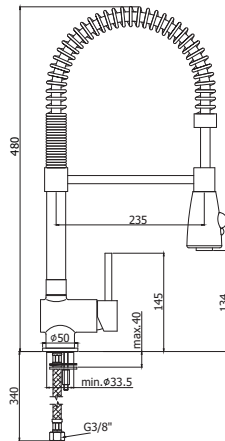
Miscelatore lavello monoforo con canna orientabile completo di:
 • set 2 flessibili inox 3/8" G
 One-hole sink mixer with swivelling spout complete with:
 • set of 2 stainless steel hoses 3/8" G

SK 177 . .

Finiture - Finishes **EUR**

- Professional
- con doccia Bombata (2 getti) in ABS
- Professional
- with Bombata (two-spray) ABS hand-shower

CR
ST



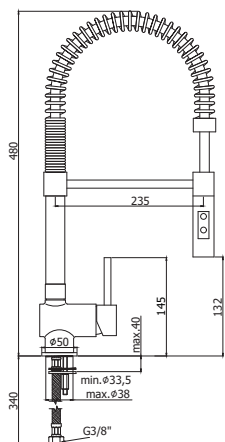
Miscelatore lavello monoforo con canna orientabile completo di:
 • set 2 flessibili inox 3/8" G
 One-hole sink mixer with swivelling spout complete with:
 • set of 2 stainless steel hoses 3/8" G

SK 178 . .

Finiture - Finishes **EUR**

- Professional
- con doccia Lux (2 getti) in ABS
- Professional
- with Lux (two-spray) ABS hand-shower

CR
ST



Miscelatore lavello monoforo con canna orientabile completo di:
 • set 2 flessibili inox 3/8" G
 One-hole sink mixer with swivelling spout complete with:
 • set of 2 stainless steel hoses 3/8" G

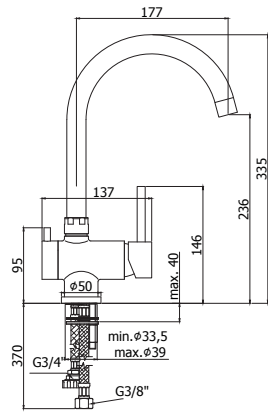
SK 179 . .

Finiture - Finishes **EUR**

- Professional
- con doccia Minimal (2 getti) in ABS
- Professional
- with Minimal (two-spray) ABS hand-shower

CR
ST

stick



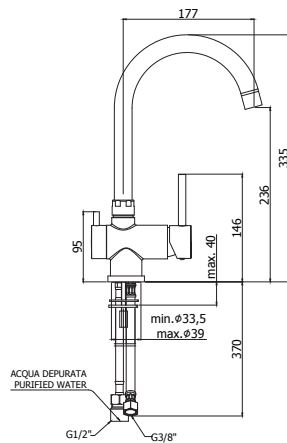
Miscelatore lavello monoforo con canna orientabile completo di:

- aeratore M22x1
- set 2 flessibili inox 3/8" G
- 1 flessibile inox 3/4" G

One-hole sink mixer with swivelling spout complete with:

- aerator M22x1
- set of 2 stainless steel hoses 3/8" G
- 1 stainless steel hose 3/4" G

SK 184 . . **Finiture - Finishes** **EUR**
 con attacco lavastoviglie **CR**
 with dishwasher machine connection **ST**



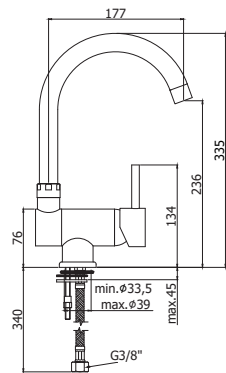
Miscelatore lavello monoforo con canna orientabile completo di:

- aeratore M22x1
- set 2 flessibili inox 3/8" G
- 1 flessibile inox 1/2" G

One-hole sink mixer with swivelling spout complete with:

- aerator M22x1
- set of 2 stainless steel hoses 3/8" G
- 1 stainless steel hose 1/2" G

SK 190 . . **Finiture - Finishes** **EUR**
 3° ingresso per acqua depurata **CR**
 3rd inlet for purified water **ST**



Miscelatore lavello monoforo con canna orientabile completo di:

- aeratore M22x1
- set 2 flessibili inox 3/8" G

One-hole sink mixer with swivelling spout complete with:

- aerator M22x1
- set of 2 stainless steel hoses 3/8" G

SK 189 . . **Finiture - Finishes** **EUR**
 con canna reclinabile **CR**
 • altezza minima per apertura finestra **ST**
 76mm
 with reclining spout
 • minimum height for windows opening
 76mm



Prolunga per lavabo completa di:

- set fissaggio L.190 mm
- set 2 flessibili inox 3/8" G x L.600 mm

Extension for wash basin mixer complete with

- fixing set L.190 mm
- set of 2 stainless steel hoses 3/8" G x L.600 mm

ZPRO 120 . . **Finiture - Finishes** **EUR**
 Prolunga per artt. 071H..120-071H **CR**
 • H125mm **ST**
 Extension for artt. 071H..120-071H
 • H125mm



- ZA91102R** Cartuccia completa Ø 40 mm senza distributore con regolazione per artt. 015-018-019-BOX015
Complete cartridge Ø 40 mm without distributor with regulation for artt. 015-018-019-BOX015
- ZA91104R** Cartuccia completa Ø 35 mm senza distributore con regolazione per artt. 010-006-007-040L-041L-168-168D-168R-169-BOX010
Complete cartridge Ø 35 mm without distributor with regulation for artt. 010-006-007-040L-041L-168-168D-168R-169-BOX010
- ZA91150** Cartuccia completa Ø 40 mm senza distributore per artt. 189
Complete cartridge Ø 40 mm without distributor for artt. 189
- ZA91151** Cartuccia completa Ø 35 mm senza distributore per artt. 184-185-190
Complete cartridge Ø 35 mm without distributor for artt. 184-185-190
- ZA91280** Cartuccia completa Ø40 senza distributore per artt. 047-048
Complete cartridge Ø40 without distributor for artt. 047-048

Finiture - Finishes **EUR**



- ZA91103R** Cartuccia completa Ø 35 mm con distributore con regolazione per artt. 022-023-176-177-178-179-180
Complete cartridge Ø 35 mm with distributor with regulation for artt. 022-023-176-177-178-179-180

Finiture - Finishes **EUR**



- ZA91160** Cartuccia completa Ø28 senza distributore per artt. 101-103 - 101..70 - 103..70
Complete cartridge Ø28 without distributor for artt. 101-103 - 101..70 - 103..70

Finiture - Finishes **EUR**



- ZA91191** Cartuccia completa Ø 35 mm APERTA per artt. 070H-071H-071HK-071HCR120-075H-130H-131H-131HK-135H
Complete cartridge Ø 35 mm OPEN for artt. 070H-071H-071HK-071HCR120-075H-130H-131H-131HK-135H

Finiture - Finishes **EUR**



- ZA91231** Cartuccia completa Ø 25 mm per artt. 104-104..70-105-105..70-106-106..70
Complete cartridge Ø 25 mm for artt. 104-104..70-105-105..70-106-106..70

Finiture - Finishes **EUR**



- ZA91261** Cartuccia completa Ø 35 mm Energy & Water Saving senza distributore senza regolazione per artt. 071HCR-EWS / 075HCR-EWS
Complete cartridge Ø 35 mm Energy & Water Saving without distributor without regulation for artt. 071HCR-EWS / 075HCR-EWS

Finiture - Finishes **EUR**



- ZACC146** Valvolina antiritorno Ø15 mm per artt. ZDEV003-ZDEV088..V-ZDOC049-ZDOC050-ZRAC022
Check-valve Ø15 mm for artt. ZDEV003-ZDEV088..V-ZDOC049-ZDOC050-ZRAC022
- ZACC232** Valvolina antiritorno Ø14 mm per artt. ZDOC058-ZDOC069-ZRAC123
Check-valve Ø14 mm for artt. ZDOC058-ZDOC069-ZRAC123

Finiture - Finishes **EUR**



- ZACC216** Distanziale supporto doccia interasse 230 mm per artt. 176-177-178-179
Hand-shower bracket - distance between centres 230 mm - for artt. 176-177-178-179

Finiture - Finishes **EUR**

CR
ST



ZACC217 Molla filo Ø 4 mm con raccordo per artt. 176-177-178-179
Spring Ø 4 mm with connection for artt. 176-177-178-179

Finiture - Finishes **EUR**
CR



ZAER002 Aeratore Ø24x1M per artt. 070H-071H-071HK-071HCR120-075H-130H-131H-131HK-135H

Finiture - Finishes **EUR**

ZAER039 Aeratore per art. 185
Aerator for art. 185

CR
ST

ZAER003 Aeratore Ø28x1M per artt. 022-023
Aerator Ø28x1M for artt. 022-023

CR
ST

ZAER033 Aeratore Ø22x1F per artt. 006-007-006..70-007..70-180-184-189-190
Aerator Ø22x1F for artt. 006-007-006..70-007..70-180-184-189-190

CR
ST

ZAER052 Aeratore per artt. 101-101..70-103-103..70-104-104..70-105-105..70-106-106..70
Aerator for artt. 101-101..70-103-103..70-104-104..70-105-105..70-106-106..70

CR
ST

ZAER059 Aeratore Ø24x1M per artt. 071HCR-EWS / 075HCR-EWS
Aerator Ø24x1M for artt. 071HCR-EWS / 075HCR-EWS

CR
ST

CR
ST



ZAER006 Snodo con aeratore Ø 24x1M per artt. 130H-131H-131HK-135H
Joint with aerator Ø 24x1M for artt. 130H-131H-131HK-135H

Finiture - Finishes **EUR**

CR
ST



ZAER040 Aeratore per bocca art. 040L
Aerator for spout art. 040L

Finiture - Finishes **EUR**

CR

ZAER110 Aeratore completo Ø28 per art. 047
Complete aerator Ø28 for art. 047

CR
ST



ZAST046 Asta pomolo snodino Ø4mm piegata per artt. 070H-075H-130H-135H
Bent rod Ø4mm with knob for artt. 070H-075H-130H-135H

Finiture - Finishes **EUR**

CR
ST

ZAST023 Snodo in ABS per asta scarico
ABS articulation for rod connection



ZBAS038 Basetta per artt. 070H-071H-071HK-071HCR120-075H-130H-131H-131HK-135H
071HCR-ES/075HCR-ES

Finiture - Finishes **EUR**

CR
ST

Brass base for artt. 070H-071H-071HK-071HCR120-075H-130H-131H-131HK-135H
071HCR-ES/075HCR-ES

ZBAS039 Basetta con OR per artt. 176-177-178-179-180-184-185-190
Brass base with OR for artt. 176-177-178-179-180-184-185-190

CR
ST

ZBAS040 Basetta per miscelatore bordo vasca artt. 040L-041L
Brass base for deck mounted bath mixer artt. 040L-041L

CR
ST

ZBAS041 Basetta per bocca artt. 040L-047
Brass base-ring for spout artt. 040L-047

CR
ST








ZBAS098 Basetta miscelatore per artt. 047-048
Brass base-ring for mixer artt. 047-048

CR
ST

ZBAS111 Basetta miscelatore per art. 189
Brass base-ring for art. 189

CR
ST

| | | | | |
|---|--------------------|---|--|------------|
|  | ZBAS076..SC | Base + basetta + fissaggio per doccia per artt. 040L-041L-047-048 Ring + base + fixing set for hand-shower for artt. 040L-041L-047-048 | Finiture - Finishes CR ST | EUR |
| | ZFIS122 | Fissaggio per base doccia artt. 040L-041L-047-048 Fixing kit for base for shower artt. 040L-041L-047-048 | | |
|  | ZBOC032 | Bocca bordo vasca con basetta ottone, aeratore e fissaggio per art. 040L Deck mounted spout with brass ring base, aerator and fixing set for art. 040L | Finiture - Finishes CR | EUR |
| | ZBOC090 | Bocca bordo vasca con basetta ottone, aeratore e fissaggio per art. 047 Deck mounted spout with brass ring base, aerator and fixing set for art. 047 | CR ST | |
|  | ZBOC081 | Bocca a muro per lavabo Ø24 x l.175 mm con piastra in metallo Ø70mm e aeratore per art. 006..70 Wall spout Ø24 x l.175 mm with metal wall plate Ø70mm and aerator for art. 006..70 | Finiture - Finishes CR ST | EUR |
| | ZBOC082 | Bocca a muro per lavabo Ø24 x l.245 mm con piastra in metallo Ø70mm e aeratore per art. 007..70 Wall spout Ø24 x l.245 mm with metal wall plate Ø70mm and aerator for art. 007..70 | CR ST | |
|  | ZBOC104 | Bocca a muro Ø18 x l.120 mm senza piastra compatibile con artt. 101-103 Wall spout Ø18 x l.120 mm without wall plate compatible with art. 101-103 | Finiture - Finishes CR ST | EUR |
| | ZBOC047 | Bocca a muro Ø18 x l.175 mm senza piastra per art. 101 Wall spout Ø18 x l.175 mm without wall plate for art. 101 | CR ST | |
| | ZBOC048 | Bocca a muro Ø18 x l.245 mm senza piastra per art. 103 Wall spout Ø18 x l.245 mm without wall plate for art. 103 | CR ST | |
|  | ZBOC102 | Bocca a muro Ø18 x l.120 mm con piastra Ø70 mm compatibile con artt. 101..70-103..70 Wall spout Ø18 x l.120 mm with wall plate Ø70 mm compatible with art. 101..70-103..70 | Finiture - Finishes CR ST | EUR |
| | ZBOC092 | Bocca a muro Ø18 x l.175 mm con piastra Ø70 mm per art. 101..70 Wall spout Ø18 x l.175 mm with wall plate Ø70 mm for art. 101..70 | CR ST | |
| | ZBOC093 | Bocca a muro Ø18 x l.245 mm con piastra Ø70 mm per art. 103..70 Wall spout Ø18 x l.245 mm with wall plate Ø70 mm for art. 103..70 | CR ST | |
|  | ZBOC136 | Bocca a muro Ø18 x l.123 mm per artt. 104-104..70 Wall spout Ø18 x l.123 mm for artt. 104-104..70 | Finiture - Finishes CR ST | EUR |
| | ZBOC137 | Bocca a muro Ø18 x l.178 mm per artt. 105-105..70 Wall spout Ø18 x l.178 mm for artt. 105-105..70 | CR ST | |
| | ZBOC138 | Bocca a muro Ø18 x l.248 mm per artt. 106-106..70 Wall spout Ø18 x l.248 mm for artt. 106-106..70 | CR ST | |
|  | ZCAL003 | Calotta 3/4" per miscelatori a parete 3/4" nut for wall mixers | Finiture - Finishes CR ST | EUR |
|  | ZCANA067 | Canna con aeratore e calotta per artt. 184-189-190 Round spout with aerator and nut for artt. 184-189-190 | Finiture - Finishes CR ST | EUR |
| | ZCANA124 | Canna con aeratore e senza calotta per art. 180 Round spout with aerator and without nut for art. 180 | CR ST | |
| | ZCAN050 | Canna con calotta per art. 185 Spout with nut for art. 185 | CR ST | |

| | | | | |
|---|----------------|--|--|------------|
|  | ZCAP012 | Cappuccio sottoleva in metallo per artt. 015-018-019 Metal underlever cover for artt. 015-018-019 | Finiture - Finishes CR ST | EUR |
| | ZCAP023 | Cappuccio sottoleva per artt. 047-048 Underlever cover for artt. 047-048 | CR ST | |
| | ZCAP029 | Cappuccio sottoleva in ABS per artt. BOX015 ABS underlever cover for artt. BOX015 | CR | |
| | ZCAP034 | Cappuccio sottoleva in metallo per artt.010-006-007-022-023-040L-041L-070H-071H-071HK-071HCR120-075H-130H-131H-131HK-135H-168-168D-168R-169-176-177-178-179-180-184-185-190-071HCR-EWS/075HCR-EWS-BOX010 Metal underlever cover for artt.010-006-007-022-023-040L-041L-070H-071H-071HK-071HCR120-075H-130H-131H-131HK-135H-168-168D-168R-169-176-177-178-179-180-184-185-190-071HCR-EWS/075HCR-EWS-BOX010 | CR ST | |
| | ZCAP053 | Cappuccio sottoleva in metallo per artt. 189 Metal underlever cover for artt. 189 | CR ST | |
| | ZCAP062 | Cappuccio sottoleva in metallo per artt. 104-104..70-105-105..70-106..70 Metal under lever cap for artt. 104-104..70-105-105..70-106..70 | CR ST | |
|  | ZCAP047 | Cappuccio sottoleva W27x19 artt. 101-103 - 101..70 - 103..70 Under lever cap W27x19 artt. 101-103 - 101..70 - 103..70 | Finiture - Finishes CR ST | EUR |
| | | | | |
|  | ZCAP066 | Cappuccio per deviatore per artt. 018-019 Cover for diverter for artt. 018-019 | Finiture - Finishes CR ST | EUR |
| | | | | |
|  | ZDEV003 | Deviatore completo per miscelatore vasca artt. 022-023 Diverter for bath/shower mixer artt. 022-023 | Finiture - Finishes CR ST | EUR |
| | | | | |
|  | ZDEV007 | Deviatore completo per miscelatore bordo vasca artt. 040L-041L Diverter for deck mounted bath mixer artt. 040L-041L | Finiture - Finishes CR ST | EUR |
| | | | | |
|  | ZDEV048 | Deviatore completo per miscelatore incasso art.015 Diverter for concealed mixer art. 015 | Finiture - Finishes CR ST | EUR |
| | | | | |
|  | ZDEV087 | Deviatore completo (maniglia + deviatore) per artt. 184-190 Complete diverter (handle + headpart) for artt. 184-190 | Finiture - Finishes CR ST | EUR |
| | ZVIT062 | Vitone dischi ceramici 90°/20x1 per artt. 184-190 1/4 clockwise turn ceramic disc valve for artt. 184-190 | | |
| | | | | |

| | | |
|---|--|---|
|  | ZDEV100 Deviatore completo per art. BOX015 Complete diverter for art. BOX015 | Finiture - Finishes EUR CR |
|  | ZDEV101 Deviatore completo miscelatore bordo vasca artt. 047-048 Complete diverter for bath mixer deck mounted artt. 047-048 | Finiture - Finishes EUR CR ST |
|  | ZDEV109 Cartuccia deviatore (2 uscite) Ø30 mm senza STOP per art. 169 Diverter cartridge (2 outlets) Ø30 mm without STOP for art. 169 | Finiture - Finishes EUR |
|  | ZDOC032 Doccia BIRILLO (monogetto) in ABS per artt. 023-040L-041L-047-048-168D BIRILLO ABS hand-shower (single spray) for artt. 023-040L-041L-047-048-168D | Finiture - Finishes EUR CR |
|  | ZDOC049 Doccia (2 getti) in ABS con valvolina antiritorno per art. 176 (two-spray) ABS pull out hand-shower with check-valve for art. 176 | Finiture - Finishes EUR CR ST |
|  | ZDOC050 Doccia (2 getti) in ABS con valvolina antiritorno per art. 177 (two-spray) ABS pull out hand-shower with check-valve for art. 177 | Finiture - Finishes EUR CR ST |
|  | ZDOC058 Doccia (2 getti) in ABS con valvolina antiritorno per art. 178 (two-spray) ABS pull out hand-shower with check-valve for art. 178 | Finiture - Finishes EUR CR ST |
|  | ZDOC067 Doccia MASTER (monogetto) in metallo per artt. 023-047-048-168D MASTER metal hand-shower (single-spray) for artt. 023-047-048-168D | Finiture - Finishes EUR ST |



- ZDOC069** Doccia Minimal (2 getti) in ABS con valvolina antiritorno per art. 179
Minimal ABS hand-shower (two spray-functions) with check-valve for art. 179
- ZAER050** Aeratore a scomparsa con chiavetta per art. ZDOC069
Hidden aerator with key for art. ZDOC069

Finiture - Finishes **EUR**
CR
ST




- ZECC029** Eccentrico con rosone 1/2"x 3/4" per miscelatori a parete
Adjustable centre 1/2"x 3/4" for wall mounted mixers

Finiture - Finishes **EUR**
CR
ST




- ZFIS004190** Set fissaggio per art. 071HCR120
Fixing set for art. 071HCR120
- ZFIS008** Set fissaggio per artt. 176-177-178-179-180
Fixing set for artt. 176-177-178-179-180
- ZFIS043** Set fissaggio per artt. 070H-071H-071HK-075H-130H-131H-131HK-135H-071HCR-EWS/075HCR-EWS
Fixing kit for artt. 070H-071H-071HK-075H-130H-131H-131HK-135H-071HCR-EWS/075HCR-EWS
- ZFIS068** Set fissaggio per artt. 184-185-190
Fixing set for artt. 184-185-190
- ZFIS189** Set fissaggio per art. 189
Fixing set for art. 189

Finiture - Finishes **EUR**



- ZFIS121** Fissaggio 3/4 per bocca bordo vasca artt. 040L-047
3/4 Fixing kit for spout artt. 040L-047

Finiture - Finishes **EUR**



- ZFIS123** Set fissaggio per miscelatore bordo vasca artt. 040L-041L
Fixing set for mixer body for artt. 040L-041L

Finiture - Finishes **EUR**



- ZFIS127** Fissaggio per corpo miscelatore bordo vasca artt. 047-048
Fixing kit for mixer body artt. 047-048

Finiture - Finishes **EUR**



- ZFLO001** Flessibile 150 cm doppia aggraffatura e calotta conica per art. 168D
Flexible hose 150 cm double interlock and conical nut for art. 168D
- ZFLO018** Flessibile 150 cm doppia aggraffatura e doppia calotta conica per art. 023
Flexible hose 150 cm double interlock and double conical nut for art. 023

Finiture - Finishes **EUR**

CR
ST



- ZFLO009** Flessibile ottone doppia aggraffatura F1/2" - M15x1 mm.1500 con calotta conica e peso ecologico per artt. 040L-041L-047-048
F1/2" - M15x1 mm.1500 twist-free double interlock brass flexible hose with conical nut and weight for artt. 040L-041L-047-048

Finiture - Finishes **EUR**

CR
ST



| | | <u>Finiture - Finishes</u> | <u>EUR</u> |
|----------------|--|----------------------------|------------|
| ZFL0026 | Flessibile nylon 150 cm M15x1 x M15x1 con codolo e peso ecologico per art. 185 Nylon flexible hose 150 cm M15x1 x M15x1 for art. 185 | CR | |
| ZFL0029 | Flessibile nylon 150 cm M15x1 x M15x1 completo di doccetta e peso ecologico per art. 185 Nylon flexible hose 150 cm M15x1 x M15x1 with spray for art. 185 | CR ST | |



| | | <u>Finiture - Finishes</u> | <u>EUR</u> |
|----------------|---|----------------------------|------------|
| ZFLX001 | Set 2 flex inox M10x1 F3/8 x cm. 35 con guarnizioni per artt. 176-177-178-179-180-184-190 Set of 2 stainless steel hoses M10x1 F3/8 x cm. 35 with gaskets for artt. 176-177-178-179-180-184-190 | CR | |
| ZFLX006 | Set 3 flex inox per art. 185 Set of 3 stainless steel hoses for art. 185 | CR | |
| ZFLX101 | Set 2 flex inox SOFT PEX F3/8 cm. 45 per artt. 070H-071H-071HK-075H-130H-131H-131HK-135H-189 Set of 2 F3/8 stainless steel hoses cm. 45 SOFT PEX for artt. 070H-071H-071HK-075H-130H-131H-131HK-135H-189 | CRPX | |
| ZFLX112 | Set 2 flex inox SOFT PEX F3/8 cm. 60 per art. 071HCR120 Set of 2 F3/8 stainless steel hoses cm. 60 SOFT PEX for art. 071HCR120 | CRPX | |
| ZFLX133 | Flex inox F.3/4"xF.1/2" cm 60 per bocca per art. 047 Inox flex F.3/4"xF.1/2" cm 60 for spout for art. 047 | CR | |



| | | <u>Finiture - Finishes</u> | <u>EUR</u> |
|----------------|---|----------------------------|------------|
| ZFLX061 | Flex inox plastificato Ø 14 mm x 53 cm per artt. 176-177-178-179 PVC coated stainless steel hose Ø 14 mm x 53 cm for artt. 176-177-178-179 | CR | |



| | | <u>Finiture - Finishes</u> | <u>EUR</u> |
|----------------|---|----------------------------|------------|
| ZFLX086 | Set 5 flex inox per miscelatore bordo vasca artt. 040L-041L Set of 5 stainless steel hoses for artt. 040L-041L | CR | |









| | | <u>Finiture - Finishes</u> | <u>EUR</u> |
|----------------|--|----------------------------|------------|
| ZFLX132 | Set flex inox (4 pezzi) per artt. 047-048 Set of 4 pcs. inox flex for artt. 047-048 | CR | |











| | | <u>Finiture - Finishes</u> | <u>EUR</u> |
|----------------|--|----------------------------|------------|
| ZGHI001 | Ghiera ferma cartuccia per artt. 047-048- BOX015 Cartridge fastening ring nut for artt. 047-048- BOX015 | | |
| ZGHI008 | Ghiera ferma cartuccia per art. 189 Cartridge fastening ring nut for art. 189 | | |
| ZGHI010 | Ghiera ferma cartuccia per artt. 010-006-007-022-023-040L-041L-070H-071H-071HK-071HCR120-075H-130H-131H-131HK-135H-168-168D-168R-169-176-177-178-179-180-184-185-190-071HCR-EWS/075HCR-EWS-BOX010 Cartridge fastening ring nut for artt. 010-006-007-022-023-040L-041L-070H-071H-071HK-071HCR120-075H-130H-131H-131HK-135H-168-168D-168R-169-176-177-178-179-180-184-185-190-071HCR-EWS/075HCR-EWS-BOX010 | | |
| ZGHI015 | Ghiera ferma cartuccia per artt. 101-103 - 101..70 - 103..70 Cartridge fastening ring nut for artt. 101-103 - 101..70 - 103..70 | | |



| | | <u>Finiture - Finishes</u> | <u>EUR</u> |
|----------------|--|----------------------------|------------|
| ZGHI023 | Ghiera ferma cartuccia per art. 169 Cartridge fastening ring nut for art. 169 | | |

| | | <u>Finiture - Finishes</u> | <u>EUR</u> |
|---|---|--|------------|
|  | ZGHI027 Ghiera per deviatore M37x1.5 per artt. 018-019 M37x1.5 ring nut for diverter for artt. 018-019 | | |
|  | ZGHI030 Ghiera ferma cartuccia M30x1 per artt. 104-104..70-105-105..70-106-106..70 M30x1 cartridge fastening ring nut for artt. 104-104..70-105-105..70-106-106..70 | <u>Finiture - Finishes</u> CR | <u>EUR</u> |
|  | ZLEV058 Leva completa per artt. 015-018-019-BOX015 Complete lever for artt. 015-018-019-BOX015 | <u>Finiture - Finishes</u> CR ST | <u>EUR</u> |
| | ZLEV084 Leva Stick lunga per artt. 070H-071H-071HK-071HCR120-075H-130H-131H-131HK-135H-071HCR-EWS/075HCR-EWS Long Stick lever for artt. 070H-071H-071HK-071HCR120-075H-130H-131H-131HK-135H-071HCR-EWS/075HCR-EWS | CR ST | |
| | ZLEV085 Leva Stick corta per artt. 006-007-010-022-023-168-168D-168R-169-BOX010 Short Stick lever for artt. 006-007-010-022-023-168-168D-168R-169-BOX010 | CR ST | |
| | ZLEV086 Leva Stick per artt. 189 Stick lever for artt. 189 | CR ST | |
| | ZLEV104 Leva completa per artt. 040L-041L Complete lever for artt. 040L-041L | CR ST | |
| | ZLEV118 Leva deviatore per artt. 184-190 Stick lever for diverter artt. 184-190 | CR ST | |
| | ZLEV120 Leva Stick per artt. 101-103- 101..70 - 103..70 Stick lever for artt. 101-103- 101..70 - 103..70 | CR ST | |
| | ZLEV157 Leva Stick per artt. 047-048 Stick lever for artt. 047-048 | CR ST | |
| | ZLEV195 Leva Stick rovesciata per artt. 176-177-178-179-180-184-185-190-189 Reverse Stick lever for artt. 176-177-178-179-180-184-185-190-189 | CR ST | |
| | ZLEV224 Leva completa Ø35 per artt. 104-104..70-105-105..70-106-106..70 Complete lever Ø35 for artt. 104-104..70-105-105..70-106-106..70 | CR ST | |
|  | ZMAN130 Maniglia per cartuccia deviatore per artt.019 Complete handle for diverter cartridge for artt. 019 | <u>Finiture - Finishes</u> CR ST | <u>EUR</u> |
| | ZMAN138 Maniglia per cartuccia deviatore per artt. 018 Complete handle for diverter cartridge for artt. 018 | CR ST | |
|  | ZMAN164 Maniglia per cartuccia deviatore per artt. 169 Handle for diverter cartridge for artt. 169 | <u>Finiture - Finishes</u> CR | <u>EUR</u> |
|  | ZPIA007 Piastra con guarnizione 1 foro per artt. 010 / Ø116 mm One-hole wall plate with gasket for artt. 010 / Ø116 mm | <u>Finiture - Finishes</u> CR ST | <u>EUR</u> |

| | | | | |
|---|----------------|--|--|------------|
|  | ZPIA017 | Piastra tonda 2 fori con guarnizioni per art. 015 / Ø200 mm Round two-hole wall plate with gaskets for art. 015 / Ø200mm | Finiture - Finishes CR ST | EUR |
|  | ZPIA035 | Piastra rettangolare 2 fori con guarnizioni per artt. 101-103 L.250 x h.100 mm Rectangular two-hole wall plate with gaskets for artt. 101-103 L.250 x h.100mm | Finiture - Finishes CR/M ST/M | EUR |
| | ZPIA110 | Piastra in acciaio inox 2 fori con guarnizioni per artt. 104-105-106 / L.250 x h.100mm Two-hole stainless steel wall plate with gaskets for artt. 104-105-106 / L.250 x h.100mm | CR ST | |
|  | ZPIA072 | Piastra tonda in ABS 1 foro con OR per art. BOX010 / Ø173 mm ABS round one-hole wall plate with OR for art. BOX010 / Ø173mm | Finiture - Finishes CR | EUR |
|  | ZPIA074 | Piastra tonda in ABS 2 fori con OR per art. BOX015 / Ø173 mm ABS round two-hole wall plate with OR for art. BOX015 / Ø173mm | Finiture - Finishes CR | EUR |
| | ZPIA135 | Piastra tonda in acciaio inox 2 fori con OR per art. BOX015 / Ø173 mm Stainless steel round two-hole wall plate with OR for art. BOX015 / Ø173 mm | ST/M | |
|  | ZPIA082 | Piastra con guarnizione per miscelatore per artt. 006..70-007..70 / Ø70 mm One-hole wall plate with gasket for mixer for art. 006..70-007..70 / Ø70 mm | Finiture - Finishes CR ST | EUR |
| | ZPIA093 | Piastra con guarnizione per miscelatore per artt. 101..70-103..70-104..70-105..70-106..70 / Ø70 mm One-hole wall plate with gasket for mixer for artt. 101..70-103..70-104..70-105..70-106..70 / Ø70 mm | CR ST | |
|  | ZPIA083 | Piastra con guarnizione per bocca per artt. 006..70-007..70 / Ø70 mm One-hole wall plate with gasket for spout for artt. 006..70-007..70 / Ø70 mm | Finiture - Finishes CR ST | EUR |
| | ZPIA092 | Piastra con guarnizione per bocca per artt. 101..70-103..70-104..70-105..70-106..70 / Ø70 mm One-hole wall plate with gasket for spout for artt. 101..70-103..70-104..70-105..70-106..70 / Ø70 mm | CR ST | |
|  | ZPIA085 | Piastra con guarnizioni per miscelatore incasso (2 uscite) per art. 018 / Ø200 mm Wall plate with gaskets for concealed shower mixer (2 outlets) for art. 018 / Ø200 mm | Finiture - Finishes CR ST | EUR |
| | ZPIA084 | Piastra con guarnizioni per miscelatore incasso (3 uscite) per art. 019 / Ø200 mm Wall plate with gaskets for concealed shower mixer (3 outlets) for art. 019 / Ø200 mm | CR ST | |
|  | ZRAC022 | Raccordo 1/2" con OR per artt. 168-168D-169 1/2" connection with OR for artt. 168-168D-169 | Finiture - Finishes CR ST | EUR |



- ZRAC033** Raccordo conico con OR per doccia artt. 176-177-178
Conical connection with OR for hand-shower artt. 176-177-178
- ZRAC071** Raccordo conico con OR per doccia art. 179
Conical connection with OR for hand-shower art. 179

Finiture - Finishes **EUR**
CR
ST
CR
ST



- ZRAC066** Raccordo superiore 1/2" con OR per art. 169
1/2" upper connection with OR for art. 169

Finiture - Finishes **EUR**
CR
ST



- ZRAC084** Raccordo 3/4" con OR per art. 168R
3/4" connection with OR for art. 168R

Finiture - Finishes **EUR**
CR
ST



- ZRAC123** Raccordo M15x1 con valvolina di non ritorno Ø14 mm per art. 185
M15x1 connection with check-valve Ø14 mm for art. 185

Finiture - Finishes **EUR**
CR



- ZRAC129** Raccordo canna per art.189
Spout connection for art. 189

Finiture - Finishes **EUR**
CR



- ZSED001** Sede per miscelatori a parete
Wall mounted single lever mixer seat

Finiture - Finishes **EUR**
CR



- ZSET072** Set guarnizioni + molla per art. 189
Kit of gaskets + spring for art. 189

Finiture - Finishes **EUR**



- ZVIT092** Cartuccia deviatore (2 uscite) Ø32 mm per art. 018
Diverter cartridge (2 outlets) Ø32 mm for art. 018
- ZVIT091** Cartuccia deviatore (3 uscite) Ø32 mm per art. 019
Diverter cartridge (3 outlets) Ø32 mm for art. 019

Finiture - Finishes **EUR**

sly

ASTUZIA

Con le sue linee smussate e morbide la serie SLY si inserisce con eleganza in qualsiasi ambiente bagno.

La perfetta fusione delle forme gli permette di sposarsi con qualsiasi stile e con qualsiasi esigenza, senza tralasciare l'ambiente. Il lavabo è infatti disponibile con cartuccia ENERGY SAVING, grazie alla quale si può ottenere un sensibile risparmio energetico in quanto l'apertura della leva consente erogazione di acqua fredda, mentre per ottenere l'acqua calda è necessario ruotare la leva verso sinistra.

SLYNESS

With its smooth and soft lines SLY series fits elegantly into any bathroom environment.

The perfect fusion of forms allows this range to combine with any style and need, without neglecting the environment. In fact the basin mixer is available with ENERGY SAVING cartridge, thanks to which you can achieve significant energy savings since the frontal position opening of the handle allows supply of cold water, while for the hot water, it is requested to turn the handle to the left.

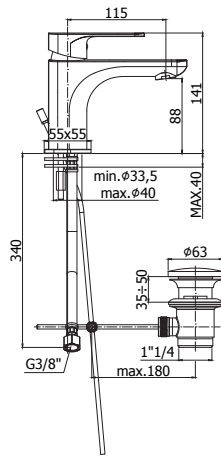


FINITURE | FINISHES

La serie **SLY** è disponibile nelle seguenti finiture:
SLY range is available in the following finishes:

CR cromato
 chrome plated

RISPARMIO ENERGETICO ENERGY SAVING

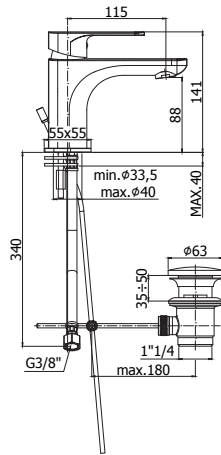


- Miscelatore lavabo completo di:
- aeratore M24x1
 - set 2 flessibili inox 3/8"G
- Wash basin mixer complete with:
- aerator M24x1
 - set of 2 stainless steel hoses 3/8"G

SY 071 . . **Finiture - Finishes** **EUR**
 senza scarico **CR**
 without pop up waste

SY 071K . . **CR**
 con scarico Clic-Clac 1"1/4G
 with 1"1/4G Clic-Clac press top waste

SY 075 . . **CR**
 con scarico automatico 1"1/4G
 with 1"1/4G pop up waste



- Miscelatore lavabo completo di:
- cartuccia Energy Saving
 - aeratore M24x1 con riduttore di portata
 - set 2 flessibili inox 3/8"G
- Wash basin mixer complete with:
- Energy Saving cartridge
 - aerator M24x1 with flow reducer
 - set of 2 stainless steel hoses 3/8"G

SY 071 . . -ES **Finiture - Finishes** **EUR**
 senza scarico **CR**
 without pop up waste

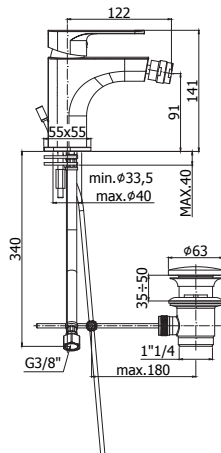
SY 075 . . -ES **CR**
 con scarico automatico 1"1/4G
 with 1"1/4G pop up waste



ENERGY SAVING

Risparmia energia, perchè apre al centro e dà acqua fredda, mentre l'acqua calda esce solo con il movimento della leva verso sinistra.

It saves energy delivering cold water from middle position already; hot water comes out with handle left movement only.

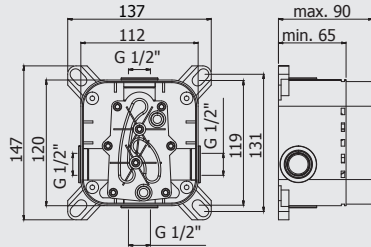



- Miscelatore bidet completo di:
- con snodo e aeratore M24x1
 - set 2 flessibili inox 3/8"G
- Bidet mixer complete with:
- with swivel joint and aerator M24x1
 - set of 2 stainless steel hoses 3/8"G

SY 131 . . **Finiture - Finishes** **EUR**
 senza scarico **CR**
 without pop up waste

SY 131K . . **CR**
 con scarico Clic-Clac 1"1/4G
 with 1"1/4G Clic-Clac press top waste

SY 135 . . **CR**
 con scarico automatico 1"1/4G
 with 1"1/4G pop up waste



⚠ PIASTRA METALLO - METAL PLATE
min.77mm - max 90 mm

Set incasso universale per miscelatori doccia completo di:

- corpo incasso
- box

Universal concealed Box for mixers complete with:

- concealed body
- box

PBOX 001

Finiture - Finishes

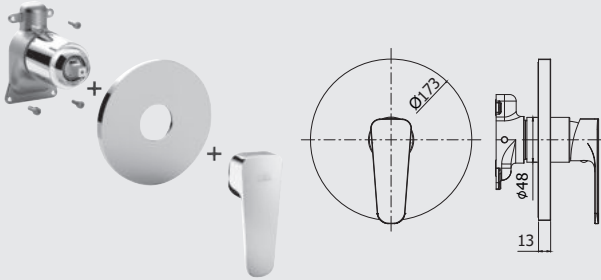
EUR

senza set esterno

without external set

*Da abbinare solo con SY BOX010 - SY BOX015

*To be completed only with SY BOX010 - SY BOX015



Set esterno miscelatore incasso doccia (1 uscita) completo di:

- corpo miscelatore
- piastra in ABS Ø173mm e leva

External set for concealed shower mixer (1 outlet) complete with:

- mixer body
- ABS wall plate Ø173 mm and lever

SY BOX010 . .

Finiture - Finishes

EUR

senza deviatore

CR

without diverter

*Da abbinare solo con PBOX 001

*To be completed only with PBOX 001

ZPRO BOX010 . .

Prolunga per art. BOX010

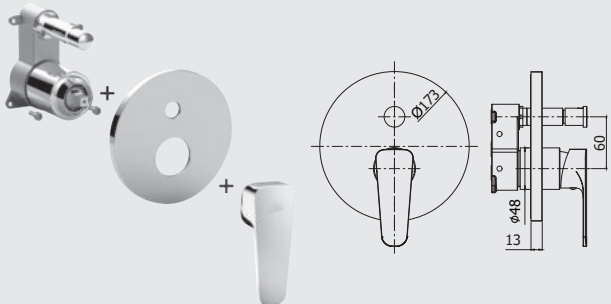
- H30mm

Extension for art. BOX010

- H30mm



CR



Set esterno miscelatore incasso doccia (2 uscite) completo di:

- corpo miscelatore
- piastra in ABS Ø173mm e leva

External set for concealed shower mixer (2 outlets) complete with:

- mixer body
- ABS wall plate Ø173 mm and lever

SY BOX015 . .

Finiture - Finishes

EUR

con deviatore a pulsante

CR

with push diverter

*Da abbinare solo con PBOX 001

*To be completed only with PBOX 001


ZPRO BOX015 . .

Prolunga con deviatore per art. BOX015

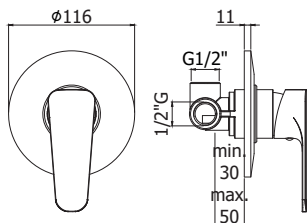
- H30mm

Extension with diverter for art. BOX015

- H30mm



CR

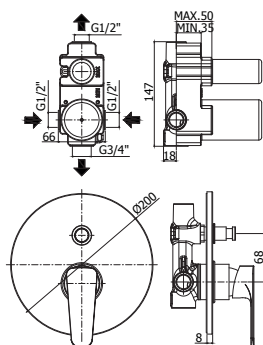


* Per set incasso/esterno separati (v. capitolo Incassi Projects)
 * For concealed/external set divided (see Concealed mixer Projects chapter)

Miscelatore incasso doccia (1 uscita) completo di:
 • piastra in metallo Ø116mm
 • attacchi 1/2" G
 Concealed shower mixer (1 outlet) complete with:
 • metal wall plate Ø116mm
 • 1/2" G connections

SY 010 . . **Finiture - Finishes** **EUR**
 senza deviatore **CR**
 without diverter

ZPRO 013 . . **CR**
 Prolunga per art. 010
 • H43mm
 Extension for art. 010
 • H43mm

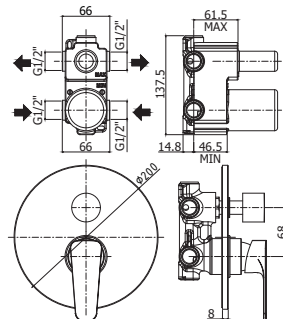


* Per set incasso/esterno separati (v. capitolo Incassi Projects)
 * For concealed/external set divided (see Concealed mixer Projects chapter)

Miscelatore incasso doccia (2 uscite) completo di:
 • piastra in metallo Ø200mm
 • attacchi calda/fredda e superiore 1/2" G - attacco inferiore 3/4" G
 Concealed shower mixer (2 outlets) complete with:
 • metal wall plate Ø200mm
 • 1/2" G hot/cold and upper connections - 3/4" G lower connection

SY 015 . . **Finiture - Finishes** **EUR**
 con deviatore a pulsante **CR**
 with push diverter

ZPRO 028 . . **CR**
 Prolunga con deviatore per art. 015
 • H30mm
 Extension with diverter for art. 015
 • H30mm

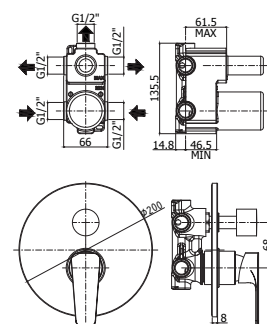


* Per set incasso/esterno separati (v. capitolo Incassi Projects)
 * For concealed/external set divided (see Concealed mixer Projects chapter)

Miscelatore incasso doccia (2 uscite) completo di:
 • piastra in metallo Ø200mm
 • attacchi 1/2" G
 Concealed shower mixer (2 outlets) complete with:
 • metal wall plate Ø200mm
 • 1/2" G connections

SY 018 . . **Finiture - Finishes** **EUR**
 con cartuccia deviatore (2 uscite + 1 **CR**
 posizione combinata)
 with diverter cartridge (2 outlets + 1
 combined position)

ZPRO 068 . . **CR**
 Prolunga con deviatore per artt. 018-019
 • H30mm
 Extension with diverter for artt. 018-019
 • H30mm

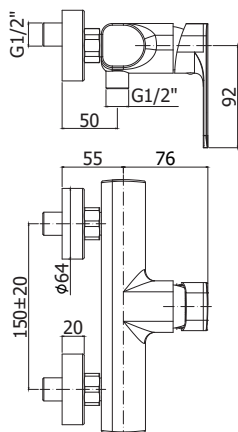


* Per set incasso/esterno separati (v. capitolo Incassi Projects)
 * For concealed/external set divided (see Concealed mixer Projects chapter)

Miscelatore incasso doccia (3 uscite) completo di:
 • piastra in metallo Ø200mm
 • attacchi 1/2" G
 Concealed shower mixer (3 outlets) complete with:
 • metal wall plate Ø200mm
 • 1/2" G connections

SY 019 . . **Finiture - Finishes** **EUR**
 con cartuccia deviatore (3 uscite + 3 **CR**
 posizioni combinate)
 with diverter cartridge (3 outlets + 3
 combined positions)

ZPRO 068 . . **CR**
 Prolunga con deviatore per artt. 018-019
 • H30mm
 Extension with diverter for artt. 018-019
 • H30mm



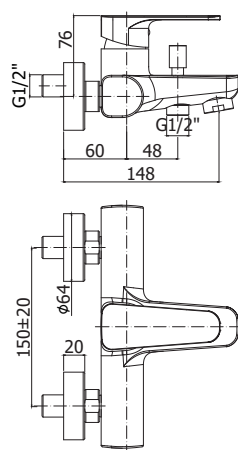
Miscelatore doccia completo di:
 • set 2 eccentrici 1/2"x3/4"G e rosoni
 Shower mixer complete with:
 • set of 2 S-wall-unions 1/2"x3/4"G and wall-plates

SY 168 . . **Finiture - Finishes** **EUR**
CR

senza set doccia
 • con attacco inferiore 1/2"G
 without shower set
 • with 1/2"G lower connection

SY 168D . . **CR**

con supporto a muro snodato normale
 • con doccia Trieste Bis e flessibile
 with standard swivelling wall bracket
 • with Trieste Bis hand-shower and flexible hose



Miscelatore vasca/doccia con deviatore completo di:

• aeratore M28x1
 • set 2 eccentrici 1/2"x3/4"G e rosoni
 Bath/shower mixer with diverter complete with:
 • aerator M28x1
 • set of 2 S-wall-unions 1/2"x3/4"G and wall-plates

SY 022 . . **Finiture - Finishes** **EUR**
CR

senza set doccia
 without shower set

SY 023 . . **CR**

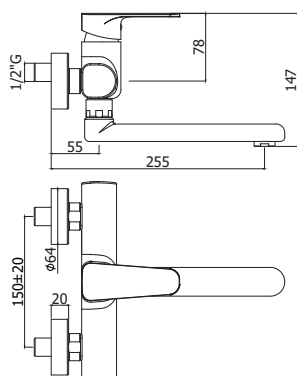
con supporto a muro snodato normale
 • con doccia Trieste Bis e flessibile
 with standard swivelling wall bracket
 • with Trieste Bis hand-shower and flexible hose

SY 024 . . **CR**

con supporto a muro snodato Stick
 • con doccia Lance e flessibile
 with Stick wall bracket
 • with Lance hand-shower and flexible hose

SY 026 . . **CR**

con supporto a muro fisso in ABS
 • con doccia Trieste Bis e flessibile
 with ABS fixed wall bracket
 • with Trieste Bis hand-shower and flexible hose

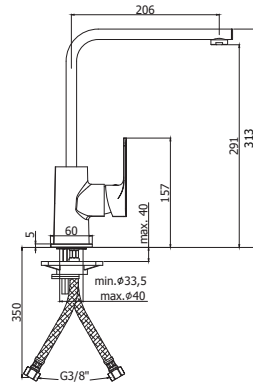


Miscelatore lavello a muro completo di:

• aeratore M24x1
 • attacchi 1/2"G
 Wall sink mixer complete with:
 • aerator M24x1
 • 1/2"G connections

SY 161 . . **Finiture - Finishes** **EUR**
CR

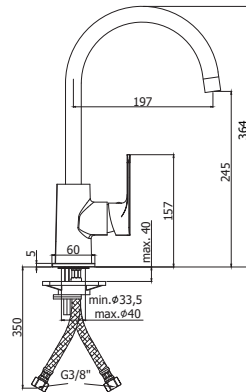
con canna tubo diritta orientabile -
 l.200mm
 with swivel tube straight spout -
 l.200mm



- Miscelatore lavello monoforo completo di:
- aeratore M24x1
 - set 2 flessibili inox 3/8" G
- One-hole sink mixer complete with:
- aerator M24x1
 - set of 2 stainless steel hoses 3/8" G

SY 180 . .
con canna orientabile
with swivelling spout

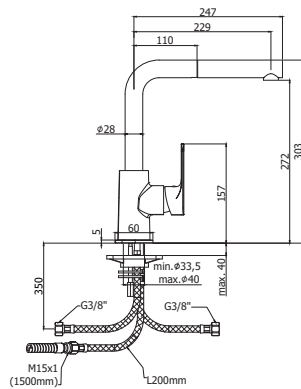
Finiture - Finishes **EUR**
CR



- Miscelatore lavello monoforo con canna orientabile completo di:
- aeratore M22x1F
 - set 2 flessibili inox 3/8" G
- One-hole sink mixer with swivelling spout complete with:
- aerator M22x1F
 - set of 2 stainless steel hoses 3/8" G

SY 181 . .
con canna tubo
with tube spout

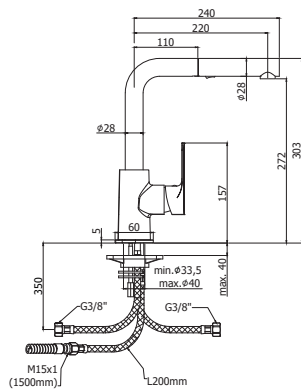
Finiture - Finishes **EUR**
CR



- Miscelatore lavello monoforo con canna orientabile completo di:
- set 2 flessibili inox 3/8" G
 - 1 flessibile inox M15x1
 - 1 flessibile nylon 1/2" G x M15x1 L.1500mm con piombo
- One-hole sink mixer with swivelling spout complete with:
- set of 2 stainless steel hoses 3/8" G
 - 1 stainless steel hose M15x1
 - 1/2"-M15x1 / L.1500mm nylon hose with weight

SY 185 . .
con doccia estraibile (monogetto) in ABS
with (single spray) ABS pull out hand-
shower

Finiture - Finishes **EUR**
CR



- Miscelatore lavello monoforo con canna orientabile completo di:
- set 2 flessibili inox 3/8" G
 - 1 flessibile inox M15x1
 - 1 flessibile nylon 1/2" G x M15x1 L.1500mm con piombo
- One-hole sink mixer with swivelling spout complete with:
- set of 2 stainless steel hoses 3/8" G
 - 1 stainless steel hose M15x1
 - 1/2"-M15x1 / L.1500mm nylon hose with weight

SY 285 . .
con doccia estraibile (2 getti) in ABS
with (two-spray) ABS pull out hand-
shower

Finiture - Finishes **EUR**
CR



ZA91103R Cartuccia completa Ø 35 mm con distributore con regolazione per artt. 022-023-024-026-071-071K-075-131-131K-135-161-168-168D
Complete cartridge Ø 35 mm with distributor with regulation for artt. 022-023-024-026-071-071K-075-131-131K-135-161-168-168D

Finiture - Finishes **EUR**



ZA91104R Cartuccia completa Ø 35 mm senza distributore con regolazione per artt. 010-015-018-019 / BOX010-015
Complete cartridge Ø 35 mm without distributor with regulation for artt. 010-015-018-019 / BOX010-015

Finiture - Finishes **EUR**



ZA91191 Cartuccia completa Ø 35 mm APERTA per artt. 180-181-185-285
Complete cartridge Ø 35 mm OPEN for artt. 180-181-185-285

Finiture - Finishes **EUR**



ZA91271 Cartuccia completa Ø 35 mm Energy Saving con distributore senza regolazione per artt. 071CR-ES / 075CR-ES
Complete cartridge Ø 35 mm Energy Saving with distributor without regulation for artt. 071CR-ES / 075CR-ES

Finiture - Finishes **EUR**



ZACC146 Valvolina antiritorno Ø15 mm per artt. ZDEV088..V-ZDOC083-ZRAC068
Check-valve Ø15 mm for artt. ZDEV088..V-ZDOC083-ZRAC068
ZACC232 Valvolina antiritorno Ø14 mm per artt. ZDOC107
Check-valve Ø14 mm for artt. ZDOC107

Finiture - Finishes **EUR**



ZAER002 Aeratore Ø24x1M per artt. 161-180
Aerator Ø24x1M for artt. 161-180
ZAER003 Aeratore Ø28x1M per artt. 022-023-024-026
Aerator Ø28x1M for artt. 022-023-024-026
ZAER033 Aeratore Ø22x1F per artt. 181
Aerator Ø22x1F for artt. 181
ZAER059 Aeratore Ø24x1M per artt. 071-071K-075-131-131K-135 / 071CR-ES / 075CR-ES
Aerator Ø24x1M for artt. 071-071K-075-131-131K-135 / 071CR-ES / 075CR-ES
ZAER102 Aeratore Ø24mm per artt. ZDOC083
Aerator Ø24mm for artt. ZDOC083
ZAER111 Aeratore a scomparsa per artt. ZDOC107
Hidden aerator for artt. ZDOC107

Finiture - Finishes **EUR**




ZAER006 Snodo con aeratore Ø 24x1M per artt. 131-131K-135
Joint with aerator Ø 24x1M for artt. 131-131K-135

Finiture - Finishes **EUR**
CR



ZA91046 Asta pomolo snodino Ø4mm piegata per artt. 075-135
Bent rod Ø4mm with knob for artt. 075-135
ZA91023 Snodo in ABS per asta scarico
ABS articulation for rod connection

Finiture - Finishes **EUR**
CR



ZBAS077 Basetta per artt. 071-071K-075-131-131K-135
Brass base for artt. 071-071K-075-131-131K-135

ZBAS081 Basetta per artt. 180-181-185-285
Brass base for artt. 180-181-185-285

Finiture - Finishes **EUR**
CR

CR



ZCAL007 Calotta per miscelatori a parete
Nut for wall mounted mixers

Finiture - Finishes **EUR**
CR



ZCANA023 Canna tubo diritta con aeratore interasse 200 mm per art. 161
Straight tube spout with aerator for art. 161, distance between centres 200 mm

Finiture - Finishes **EUR**
CR



ZCANA107 Canna tubo PIATTA completa di aeratore e raccordo per art. 180
FLAT tube spout with aerator for art. 180

Finiture - Finishes **EUR**
CR



ZCANA108 Canna tubo TONDA completa di aeratore e raccordo per art. 181
ROUND tube spout with aerator for art. 181

Finiture - Finishes **EUR**
CR



ZCAN200 Canna Ø28 mm completa di raccordo per estraibile per artt. 185-285
Spout Ø28 mm for artt. 185-285

Finiture - Finishes **EUR**
CR



ZCAP034 Cappuccio sottoleva in metallo per artt. SLY
Metal underlever cover for artt. SLY

Finiture - Finishes **EUR**
CR



ZCAP066 Cappuccio per deviatore per artt. 018-019
Cover for diverter for artt. 018-019

Finiture - Finishes **EUR**
CR

| | | |
|---|---|---|
|  | ZDEV048 Deviatore completo per miscelatore incasso art.015 Diverter for concealed mixer art. 015 | Finiture - Finishes EUR CR |
|  | ZDEV088.V Deviatore con valvolina antiritorno per miscelatore vasca esterno per artt. 022-023-024-026 Diverter with check-valve for bath/shower mixer for artt. 022-023-024-026 | Finiture - Finishes EUR CR |
|  | ZDEV100 Deviatore completo per art. BOX015 Complete diverter for art. BOX015 | Finiture - Finishes EUR CR |
|  | ZDOC081 Doccia Trieste Bis (monogetto) in ABS per artt. 023-026-168D Trieste Bis ABS hand-shower (single spray) for artt. 023-026-168D | Finiture - Finishes EUR CR |
|  | ZDOC085 Doccia Lance (monogetto) in ABS per art. 024 Lance ABS hand-shower (single spray) for art. 024 | Finiture - Finishes EUR CR |
|  | ZDOC083 Doccia monogetto in ABS con valvolina antiritorno per art. 185 ABS fix-spray pull out hand-shower with check-valve for art. 185 ZAER102 Aeratore Ø24mm per art. ZDOC083 Aerator Ø24mm for art. ZDOC083 | Finiture - Finishes EUR CR CR |
|  | ZDOC107 Doccia 2 getti in ABS con valvolina antiritorno per art. 285 two-spray ABS pull out hand-shower with check-valve for art. 285 ZAER111 Aeratore Ø24mm per art. ZDOC107 Aerator Ø24mm for art. ZDOC107 | Finiture - Finishes EUR CR |
|  | ZECC029 Eccentrico con rosone 1/2"x 3/4" per miscelatori a parete Adjustable centre 1/2"x 3/4" for wall mounted mixers | Finiture - Finishes EUR CR |



- ZFIS004** Set fissaggio per artt. 071-071K-075-131-131K-135 / 071CR-ES / 075CR-ES
Fixing set for artt. 071-071K-075-131-131K-135 / 071CR-ES / 075CR-ES
- ZFIS084** Set fissaggio per artt. 180-181
Fixing set for artt. 180-181
- ZFIS107** Set fissaggio per artt. 185-285
Fixing set for artt. 185-285

Finiture - Finishes **EUR**



- ZFLO001** Flessibile 1500mm doppia aggraffatura e calotta conica per artt. 023-024-026-168D
Flexible hose 1500mm double interlock and conical nut for artt. 023-024-026-168D

Finiture - Finishes **EUR**
CR



- ZFLO063** Flex nylon 1500mm con peso ecologico 1 calotta girevole per artt. 185-285
1500mm nylon hose with weight with twist-free conical nut for artt. 185-285

Finiture - Finishes **EUR**
CR



- ZFLX001** Set flessibili inox M10x1 F3/8" 350 mm con guarnizione (2 pezzi) per artt. 071-071K-075-131-131K-135
Set of 2 stainless steel hoses 350 mm M10x1 F3/8" with gaskets for artt. 071-071K-075-131-131K-135
- ZFLX095** Set flessibili inox F3/8" (3 pezzi) per artt. 185-285
Set of 3 stainless steel hoses F3/8" for artt. 185-285
- ZFLX101** Set 2 flex inox SOFT PEX F3/8 450 mm per artt. 180-181
Set of 2 F3/8 stainless steel hoses 450 mm SOFT PEX for artt. 180-181

Finiture - Finishes **EUR**
CR

CR

CRPX



- ZGHI010** Ghiera ferma cartuccia per artt. SLY
Cartridge fastening ring nut for artt. SLY

Finiture - Finishes **EUR**



- ZGHI027** Ghiera per deviatore M37x1.5 per artt. 018-019
M37x1.5 ring nut for diverter for artt. 018-019

Finiture - Finishes **EUR**



- ZLEV133** Leva completa per artt. 010-015-018-019-022-023-024-026-071-071K-075-131-131K-135-161-168-168D / 071CR-ES / 075CR-ES / BOX010-015
Complete lever for artt. 010-015-018-019-022-023-024-026-071-071K-075-131-131K-135-161-168-168D / 071CR-ES / 075CR-ES / BOX010-015
- ZLEV196** Leva completa rovesciata per artt. 180-181-185-285
Reverse lever for artt. 180-181-185-285

Finiture - Finishes **EUR**
CR









CR



- ZMAN130** Maniglia per cartuccia deviatore per artt. 019
Complete handle for diverter cartridge for artt. 019
- ZMAN138** Maniglia per cartuccia deviatore per artt. 018
Complete handle for diverter cartridge for artt. 018

Finiture - Finishes **EUR**
CR

CR

| | | | | |
|---|----------------------------------|--|----------------------------------|------------|
|  | ZPIA007 | Piastra con guarnizione 1 foro per art. 010 / Ø116 mm One-hole wall plate with gasket for art. 010 / Ø116 mm | Finiture - Finishes CR | EUR |
|  | ZPIA017 ZPIA076 | Piastra tonda 2 fori con guarnizioni per art. 015 / Ø200 mm - (fino a 06/2018) Round two-hole wall plate with gaskets for art. 015 / Ø200mm - (up to 07/2018) Piastra tonda 2 fori con guarnizioni per art. 015 / Ø200 mm - (da 07/2018) Round two-hole wall plate with gaskets for art. 015 / Ø200mm - (since 07/2018) | Finiture - Finishes CR | EUR |
|  | ZPIA088 ZPIA089 | Piastra con guarnizioni per miscelatore incasso (2 uscite) per art. 018 / Ø200 mm Wall plate with gaskets for concealed shower mixer (2 outlets) for art. 018 / Ø200 mm Piastra con guarnizioni per miscelatore incasso (3 uscite) per art. 019 / Ø200 mm Wall plate with gaskets for concealed shower mixer (3 outlets) for art. 019 / Ø200 mm | Finiture - Finishes CR | EUR |
|  | ZPIA072 | Piastra tonda in ABS 1 foro con OR per art. BOX010 / Ø173 mm ABS round one-hole wall plate with OR for art. BOX010 / Ø173mm | Finiture - Finishes CR | EUR |
|  | ZPIA074 | Piastra tonda in ABS 2 fori con OR per art. BOX015 / Ø173 mm ABS round two-hole wall plate with OR for art. BOX015 / Ø173mm | Finiture - Finishes CR | EUR |
|  | ZRAC002 | Raccordo 3/4" con tappo e OR per art. 161 3/4" connection with OR and plug for art. 161 | Finiture - Finishes CR | EUR |
|  | ZRAC068 | Raccordo 1/2" con OR per artt. 168-168D 1/2" connection with OR for artt. 168-168D | Finiture - Finishes CR | EUR |
|  | ZSED001 | Sede per miscelatori a parete Wall mounted single lever mixer seat | Finiture - Finishes CR | EUR |

**ZVIT092**

Cartuccia deviatore (2 uscite) Ø32 mm per art. 018

Diverter cartridge (2 outlets) Ø32 mm for art. 018

ZVIT091

Cartuccia deviatore (3 uscite) Ø32 mm per art. 019

Diverter cartridge (3 outlets) Ø32 mm for art. 019

Finiture - Finishes **EUR**

green

ESPERIENZA

Funzionalità del prodotto, durata nel tempo e massimo rapporto qualità-prezzo: ecco gli elementi che fanno della serie GREEN un classico senza tempo. Tutta l'esperienza tecnica maturata negli anni viene applicata a questo rubinetto dalle linee moderne e funzionali, per rendere attuale e di design il rubinetto classico per eccellenza, con la gamma completa anche degli articoli richiesti dal design più attuale, quali il lavabo prolungato e il lavabo a muro. Il lavabo classico è disponibile sia con cartuccia standard che con cartuccia ENERGY SAVING, grazie alla quale si può ottenere un sensibile risparmio energetico in quanto l'apertura della leva consente erogazione di acqua fredda, mentre per ottenere l'acqua calda è necessario ruotare la leva verso sinistra.

EXPERIENCE

Functionality of the product, long durability and best compromise between quality and price: these are the key points for a timeless classis as GREEN range. All our technical experience gained over past years has been used to create this modern and up-to-date mixer, which is part of a complete line of products as extended body mixer and concealed basin mixer, the most requested nowadays from the market. The classic basin mixer is available with standard cartridge then ENERGY SAVING cartridge, thanks to which you can achieve significant energy savings since the opening of the handle in frontal position allows supply of cold water, while for obtaining hot water it is requested to turn the handle to the left.

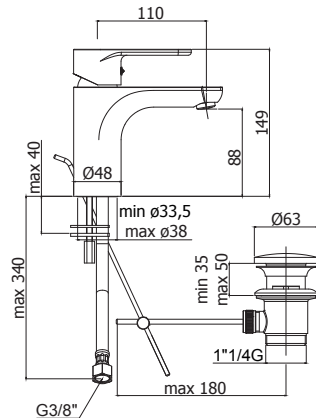


FINITURE | FINISHES

La serie **GREEN** è disponibile nelle seguenti finiture:
GREEN range is available in the following finishes:

CR cromato
chrome plated

RISPARMIO ENERGETICO ENERGY SAVING



- Miscelatore lavabo completo di:
- aeratore M24x1 Slim air
 - set 2 flessibili inox 3/8"G
- Wash basin mixer complete with:
- aerator M24x1 Slim air
 - set of 2 stainless steel hoses 3/8"G

GR 071 . . **Finiture - Finishes** **EUR**
 senza scarico **CR**
 without pop up waste

GR 071K . . **CR**
 con scarico Clic-Clac 1"1/4G
 with 1"1/4G Clic-Clac press top waste

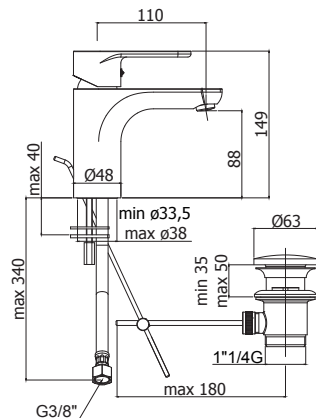
GR 075 . . **CR**
 con scarico automatico 1"1/4G
 with 1"1/4G pop up waste



ENERGY SAVING

Risparmia energia, perchè apre al centro e dà acqua fredda, mentre l'acqua calda esce solo con il movimento della leva verso sinistra.

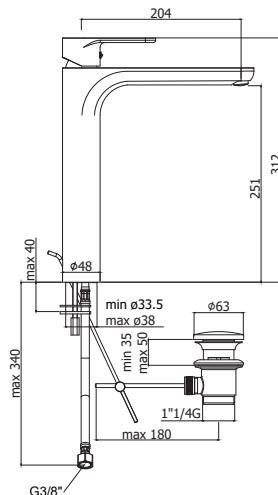
It saves energy delivering cold water from middle position already; hot water comes out with handle left movement only.



- Miscelatore lavabo completo di:
- cartuccia Energy Saving
 - aeratore M24x1 con riduttore di portata
 - set 2 flessibili inox 3/8"G
- Wash basin mixer complete with:
- Energy Saving cartridge
 - aerator M24x1 with flow reducer
 - set of 2 stainless steel hoses 3/8"G

GR 071 . . -ES **Finiture - Finishes** **EUR**
 senza scarico **CR**
 without pop up waste

GR 075 . . -ES **CR**
 con scarico automatico 1"1/4G
 with 1"1/4G pop up waste

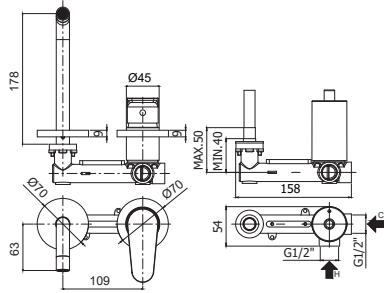


- Miscelatore lavabo prolungato completo di:
- aeratore M24x1 Slim air
 - set 2 flessibili inox 3/8"G
- Tall wash basin mixer complete with:
- aerator M24x1 Slim air
 - set of 2 stainless steel hoses 3/8"G

GR 081 . . **Finiture - Finishes** **EUR**
 senza scarico **CR**
 without pop up waste

GR 081K . . **CR**
 con scarico Clic-Clac 1"1/4G
 with 1"1/4G Clic-Clac press top waste

GR 085 . . **CR**
 con scarico automatico 1"1/4G
 with 1"1/4G pop up waste



Miscelatore incasso lavabo completo di:

- piastre in ottone Ø70mm
- attacchi 1/2" G

Concealed single lever basin mixer complete with:

- metal wall plates Ø70mm
- 1/2" G connections

GR 105 . . 70

con bocca e aeratore M16x1 - l. 178mm
with spout and aerator M16x1 - l. 178mm

Finiture - Finishes

EUR

CR

GR 106 . . 70

con bocca e aeratore M16x1 - l. 248mm
with spout and aerator M16x1 - l. 248mm

CR

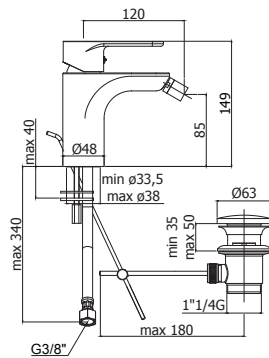
ZPRO 057 . .

Prolunga per art. 010

- H20mm
- Extension for art. 010
- H20mm

Finiture - Finishes

CR



Miscelatore bidet completo di:

- con snodo e aeratore M16x1
- set 2 flessibili inox 3/8" G

Bidet mixer complete with:

- with swivel joint and aerator M16x1
- set of 2 stainless steel hoses 3/8" G

GR 131 . .

senza scarico
without pop up waste

Finiture - Finishes

EUR

CR

GR 131K . .

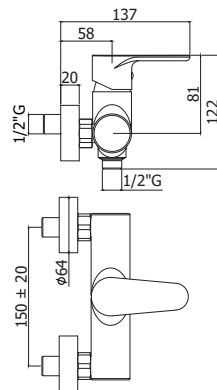
con scarico Clic-Clac 1"1/4G
with 1"1/4G Clic-Clac press top waste

CR

GR 135 . .

con scarico automatico 1"1/4G
with 1"1/4G pop up waste

CR



Miscelatore doccia completo di:

- set 2 eccentrici 1/2"x3/4" G e rosoni

Shower mixer complete with:

- set of 2 S-wall-unions 1/2"x3/4" G and wall-plates

GR 168 . .

senza set doccia
without shower set

- con attacco inferiore 1/2" G
- with 1/2" G lower connection

Finiture - Finishes

EUR

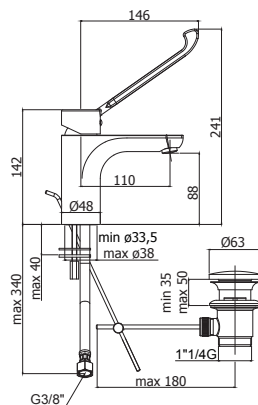
CR

GR 168D . .

con supporto a muro snodato con leva
in ABS

- con doccia e flessibile
- with swivelling wall bracket with ABS hook
- with hand-shower and flexible hose

CR



Miscelatore lavabo con leva clinica completo di:

- aeratore M24x1 Slim air
- set 2 flessibili inox 3/8" G

Wash basin mixer with clinical lever complete with:

- aerator M24x1 Slim air
- set of 2 stainless steel hoses 3/8" G

GR 301 . .

senza scarico
without pop up waste

Finiture - Finishes

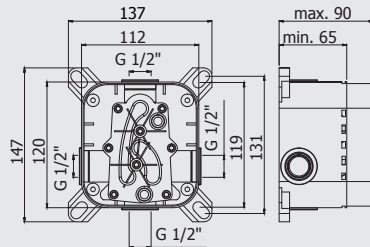

EUR

CR

GR 305 . .

con scarico automatico 1"1/4G
with 1"1/4G pop up waste

CR



⚠ PIASTRA METALLO - METAL PLATE
min.77mm - max 90 mm

Set incasso universale per miscelatori doccia completo di:

- corpo incasso
- box

Universal concealed Box for mixers complete with:

- concealed body
- box

PBOX 001

Finiture - Finishes

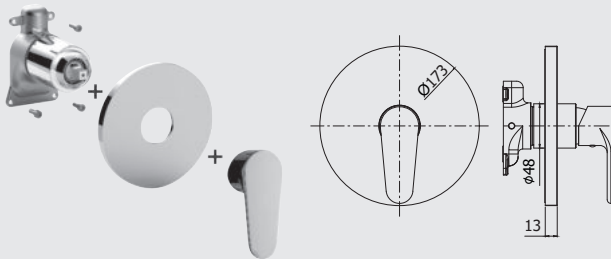
EUR

senza set esterno

without external set

*Da abbinare solo con GR BOX010 - GR BOX015

*To be completed only with GR BOX010 - GR BOX015



Set esterno miscelatore incasso doccia (1 uscita) completo di:

- corpo miscelatore
- piastra in ABS Ø173mm e leva

External set for concealed shower mixer (1 outlet) complete with:

- mixer body
- ABS wall plate Ø173 mm and lever

GR BOX010 . .

Finiture - Finishes

EUR

senza deviatore

CR

without diverter

*Da abbinare solo con PBOX 001

*To be completed only with PBOX 001

ZPRO BOX010 . .

Prolunga per art. BOX010

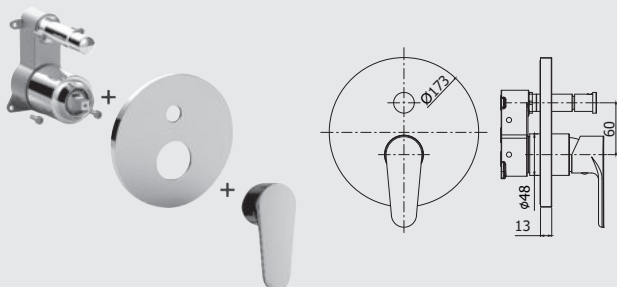
- H30mm

Extension for art. BOX010

- H30mm



CR



Set esterno miscelatore incasso doccia (2 uscite) completo di:

- corpo miscelatore
- piastra in ABS Ø173mm e leva

External set for concealed shower mixer (2 outlets) complete with:

- mixer body
- ABS wall plate Ø173 mm and lever

GR BOX015 . .

Finiture - Finishes

EUR

con deviatore a pulsante

CR

with push diverter

*Da abbinare solo con PBOX 001

*To be completed only with PBOX 001

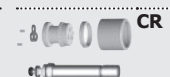
ZPRO BOX015 . .

Prolunga con deviatore per art. BOX015

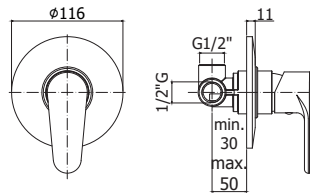
- H30mm

Extension with diverter for art. BOX015

- H30mm



CR

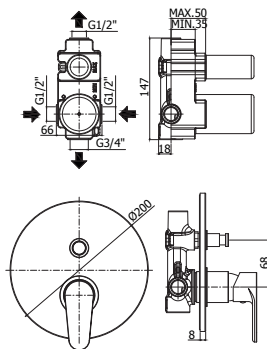


Miscelatore incasso doccia (1 uscita) completo di:
 • piastra in metallo Ø116mm
 • attacchi 1/2" G
 Concealed shower mixer (1 outlet) complete with:
 • metal wall plate Ø116mm
 • 1/2" G connections

GR 010 . . . **Finiture - Finishes** **EUR**
 senza deviatore **CR**
 without diverter

* Per set incasso/esterno separati (v. capitolo Incassi Projects)
 * For concealed/external set divided (see Concealed mixer Projects chapter)

ZPRO 013 . . . **CR**
 Prolunga per art. 010
 • H43mm
 Extension for art. 010
 • H43mm

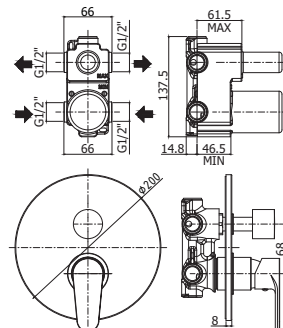


Miscelatore incasso doccia (2 uscite) completo di:
 • piastra in metallo Ø200mm
 • attacchi calda/fredda e superiore 1/2" G - attacco inferiore 3/4" G
 Concealed shower mixer (2 outlets) complete with:
 • metal wall plate Ø200mm
 • 1/2" G hot/cold and upper connections - 3/4" G lower connection

GR 015 . . . **Finiture - Finishes** **EUR**
 con deviatore a pulsante **CR**
 with push diverter

* Per set incasso/esterno separati (v. capitolo Incassi Projects)
 * For concealed/external set divided (see Concealed mixer Projects chapter)

ZPRO 028 . . . **CR**
 Prolunga con deviatore per art. 015
 • H30mm
 Extension with diverter for art. 015
 • H30mm

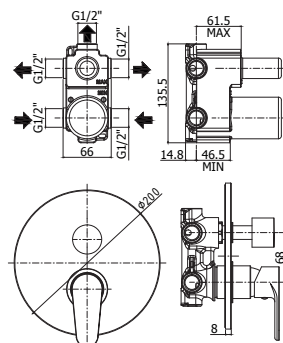


Miscelatore incasso doccia (2 uscite) completo di:
 • piastra in metallo Ø200mm
 • attacchi 1/2" G
 Concealed shower mixer (2 outlets) complete with:
 • metal wall plate Ø200mm
 • 1/2" G connections

GR 018 . . . **Finiture - Finishes** **EUR**
 con cartuccia deviatore (2 uscite + 1 **CR**
 posizione combinata)
 with diverter cartridge (2 outlets + 1
 combined position)

* Per set incasso/esterno separati (v. capitolo Incassi Projects)
 * For concealed/external set divided (see Concealed mixer Projects chapter)

ZPRO 068 . . . **CR**
 Prolunga con deviatore per artt. 018-019
 • H30mm
 Extension with diverter for artt. 018-019
 • H30mm

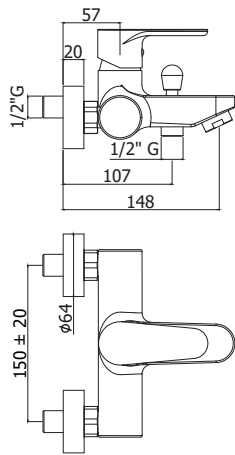


Miscelatore incasso doccia (3 uscite) completo di:
 • piastra in metallo Ø200mm
 • attacchi 1/2" G
 Concealed shower mixer (3 outlets) complete with:
 • metal wall plate Ø200mm
 • 1/2" G connections

GR 019 . . . **Finiture - Finishes** **EUR**
 con cartuccia deviatore (3 uscite + 3 **CR**
 posizioni combinate)
 with diverter cartridge (3 outlets + 3
 combined positions)

* Per set incasso/esterno separati (v. capitolo Incassi Projects)
 * For concealed/external set divided (see Concealed mixer Projects chapter)

ZPRO 068 . . . **CR**
 Prolunga con deviatore per artt. 018-019
 • H30mm
 Extension with diverter for artt. 018-019
 • H30mm

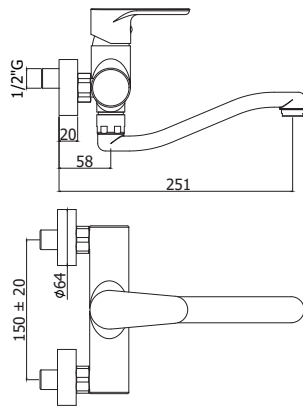


Miscelatore vasca/doccia con deviatore completo di:
 • aeratore M28x1
 • set 2 eccentrici 1/2"x3/4"G e rosoni
 Bath/shower mixer with diverter complete with:
 • aerator M28x1
 • set of 2 S-wall-unions 1/2"x3/4"G and wall-plates

GR 022 . . **Finiture - Finishes** **EUR**
 senza set doccia **CR**
 without shower set

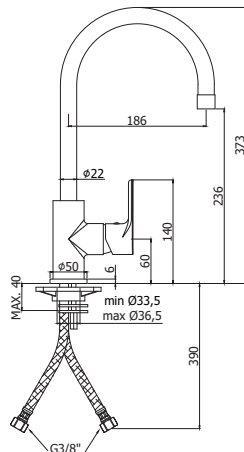
GR 023 . . **CR**
 con supporto a muro snodato con leva in ABS
 • con doccia e flessibile
 with swivelling wall bracket with ABS hook
 • with hand-shower and flexible hose

GR 026 . . **CR**
 con supporto a muro fisso in ABS
 • con doccia e flessibile
 with ABS fixed wall bracket
 • with hand-shower and flexible hose



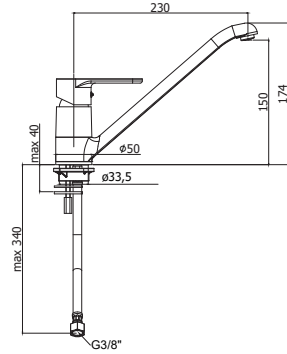
Miscelatore lavello a muro completo di:
 • aeratore M24x1
 • attacchi 1/2"G
 Wall sink mixer complete with:
 • aerator M24x1
 • 1/2"G connections

GR 161 . . **Finiture - Finishes** **EUR**
 con canna tubo serpente orientabile - l.190mm **CR**
 with swivel tube snake spout - l.190mm



Miscelatore lavello monoforo con canna orientabile completo di:
 • aeratore M22x1F
 • set 2 flessibili inox 3/8"G
 One-hole sink mixer with swivelling spout complete with:
 • aerator M22x1F
 • set of 2 stainless steel hoses 3/8"G

GR 180 . . **Finiture - Finishes** **EUR**
 con canna tubo **CR**
 with tube spout



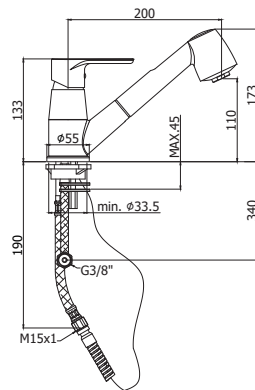
Miscelatore lavello monoforo con canna orientabile completo di:

- aeratore M24x1
- set 2 flessibili inox 3/8" G

One-hole sink mixer with swivelling spout complete with:

- aerator M24x1
- set of 2 stainless steel hoses 3/8" G

GR 182 **Finiture - Finishes** **EUR**
 con canna fusa **CR**
 with cast spout



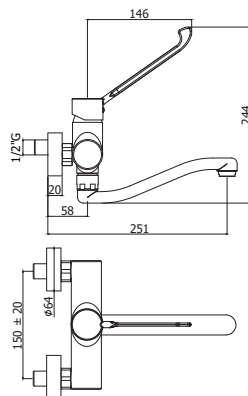
Miscelatore lavello monoforo con canna orientabile completo di:

- set 2 flessibili inox 3/8" G
- 1 flessibile inox M15x1
- 1 flessibile nylon 1/2" G x M15x1 L.1500mm con piombo

One-hole sink mixer with swivelling spout complete with:

- set of 2 stainless steel hoses 3/8" G
- 1 stainless steel hose M15x1
- 1/2"-M15x1 / L.1500mm nylon hose with weight

GR 183 **Finiture - Finishes** **EUR**
 con doccia estraibile (2 getti) in ABS **CR**
 with (two-spray) ABS pull out hand-shower



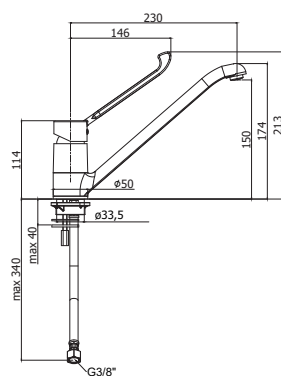
Miscelatore lavello a muro con leva clinica completo di:

- aeratore M24x1
- attacchi 1/2" G

Wall sink mixer with clinical lever complete with:

- aerator M24x1
- 1/2" G connections

GR 302 **Finiture - Finishes** **EUR**
 con canna tubo serpente orientabile - **CR**
 l.190mm
 with swivel tube snake spout - l.190mm



Miscelatore lavello monoforo con leva clinica completo di:

- aeratore M24x1
- set 2 flessibili inox 3/8" G

One-hole sink mixer with clinical lever complete with:

- aerator M24x1
- set of 2 stainless steel hoses 3/8" G

GR 303 **Finiture - Finishes** **EUR**
 con canna fusa **CR**
 with cast spout



ZA 91192 Cartuccia completa Ø35 mm con distributore per artt. 022-023-026-071-071K-075-081-081K-085-131-131K-135-161-168-168D-180-301-305
Complete cartridge Ø35 mm with distributor for artt. 022-023-026-071-071K-075-081-081K-085-131-131K-135-161-168-168D-180-301-305

Finiture - Finishes **EUR**



ZA 91193 Cartuccia completa Ø35 mm senza distributore per artt. 010-015-018-019-101..70-103..70-105..70-106..70-182-183-303 / BOX010-BOX015
Complete cartridge Ø35 mm without distributor for artt. 010-015-018-019-101..70-103..70-105..70-106..70-182-183-303 / BOX010-BOX015

Finiture - Finishes **EUR**



ZA91271 Cartuccia completa Ø 35 mm Energy Saving con distributore senza regolazione per artt. 071CR-ES / 075CR-ES
Complete cartridge Ø 35 mm Energy Saving with distributor without regulation for artt. 071CR-ES / 075CR-ES

Finiture - Finishes **EUR**



ZACC146 Valvolina antiritorno Ø15 mm per artt. ZDEV088..V-ZRAC004
Check-valve Ø15 mm for artt. ZDEV088..V-ZRAC004
ZACC232 Valvolina antiritorno Ø14 mm per art. ZDOC114
Check-valve Ø14 mm for art. ZDOC114

Finiture - Finishes **EUR**



ZAER001 Aeratore Ø22 per art. 180
Aerator Ø22 for art. 180
ZAER002 Aeratore Ø24x1M per artt. 161-183-302
Aerator Ø24x1M for artt. 161-183-302
ZAER003 Aeratore Ø28x1M per artt. 022-023-026
Aerator Ø28x1M for artt. 022-023-026

Finiture - Finishes **EUR**

CR

CR

CR



ZAER052 Aeratore Ø16x1M per artt. 101..70-103..70-105..70-106..70-131-131K-135
Aerator Ø16x1M for artt. 101..70-103..70-105..70-106..70-131-131K-135
ZAER115 Snodo con aeratore Ø16x1M per artt. 131-131K-135
Joint with aerator Ø16x1M for artt. 131-131K-135

Finiture - Finishes **EUR**

CR

CR



ZAER120 Aeratore Ø24x1M per artt. 071-071K-075-081-081K-085-182-301-303-305 / 071CR-ES / 075CR-ES
Aerator Ø24x1M for artt. 071-071K-075-081-081K-085-182-301-303-305 / 071CR-ES / 075CR-ES

Finiture - Finishes **EUR**


















ZAER091 Chiavetta per aeratore per art. ZAER120
Key for aerator for art. ZAER120

Finiture - Finishes **EUR**

| | | | | |
|---|-----------------|---|----------------------------------|------------|
|  | ZAST045 | Asta con snodino Ø4mm piegata per artt. 075-085-135-305 Bent rod Ø4mm with knob for artt. 075-085-135-305 | Finiture - Finishes CR | EUR |
| | ZAST023 | Snodo in ABS per asta scarico per artt. 075-085-135-305 ABS articulation for rod connection for artt. 075-085-135-305 | | |
|  | ZBAS012 | Basetta ottone con OR per art. 183 Brass base with OR for art. 183 | Finiture - Finishes CR | EUR |
| | ZBAS038 | Basetta in metallo con OR per art. 180 Metal base with OR for art. 180 | CR | |
|  | ZBOC102 | Bocca a muro Ø18 x l.120 mm con piastra Ø70 mm compatibile con artt. 101..70-103..70 Wall spout Ø18 x l.120 mm with wall plate Ø70 mm compatible with art. 101..70-103..70 | Finiture - Finishes CR | EUR |
| | ZBOC092 | Bocca a muro Ø18 x l.175 mm con piastra Ø70 mm per art. 101..70 Wall spout Ø18 x l.175 mm with wall plate Ø70 mm for art. 101..70 | CR | |
| | ZBOC093 | Bocca a muro Ø18 x l.245 mm con piastra Ø70 mm per art. 103..70 Wall spout Ø18 x l.245 mm with wall plate Ø70 mm for art. 103..70 | CR | |
|  | ZBOC137 | Bocca a muro Ø18 x l.178 mm per art. 105..70 Wall spout Ø18 x l.178 mm for art. 105..70 | Finiture - Finishes CR | EUR |
| | ZBOC138 | Bocca a muro Ø18 x l.248 mm per art. 106..70 Wall spout Ø18 x l.248 mm for art. 106..70 | CR | |
|  | ZCAL003 | Calotta per miscelatori a parete per artt. 022-023-026-161-168-168D-302 Nut for wall mounted mixers for artt. 022-023-026-161-168-168D-302 | Finiture - Finishes CR | EUR |
|  | ZCANA022 | Canna tubo serpente interasse 190 mm con aeratore per artt. 161-302 Tube snake spout with aerator for artt. 161-302, distance between centres 190 mm | Finiture - Finishes CR | EUR |
|  | ZCANA126 | Canna tubo ombrello Ø22 mm interasse 186 mm, con aeratore per art. 180 Complete tube spout Ø22 mm with aerator, distance between centres 186 mm, for art. 180 | Finiture - Finishes CR | EUR |
|  | ZCAP066 | Cappuccio per deviatore per artt. 018-019 Cover for diverter for artt. 018-019 | Finiture - Finishes CR | EUR |

| | | <u>Finiture - Finishes</u> | <u>EUR</u> |
|---|-------------------|--|-----------------------------------|
|  | ZCAP010 | Cappuccio sottoleva in ABS per artt. 022-023-026-071-071K-075-071ES-075ES-081-081K-085-131-131K-135-182-161-168-168D-301-302-303-305 ABS underlever cover for artt. 022-023-026-071-071K-075-071ES-075ES-081-081K-085-131-131K-135-182-161-168-168D-301-302-303-305 | CR |
| | ZCAP034 | Cappuccio sottoleva in metallo per artt. 010-015-018-019-101..70--103..70-105..70-106..70-183 / BOX010-015 Metal underlever cover for artt. 010-015-018-019-101..70--103..70-105..70-106..70-183 / BOX010-015 | CR |
| | ZCAP058 | Cappuccio sottoleva ABS per 180 ABS underlever cover for artt. 180 | CR |
|  | ZDEV048 | Deviatore completo per miscelatore incasso art. 015 Diverter for concealed mixer art. 015 | <u>Finiture - Finishes</u> CR |
| | ZDEV088..V | Deviatore con valvolina antiritorno per miscelatore vasca esterno per artt. 022-023-026 Diverter with check-valve for bath/shower mixer for artt. 022-023-026 | <u>Finiture - Finishes</u> CR |
|  | ZDEV100 | Deviatore completo per art. BOX015 Complete diverter for art. BOX015 | <u>Finiture - Finishes</u> CR |
| | ZDOC081 | Doccia Trieste Bis (monogetto) in ABS per artt. 023-026-168D Trieste Bis ABS hand-shower (single spray) for artt. 023-026-168D | <u>Finiture - Finishes</u> CR |
|  | ZDOC114 | Doccia Green (2 getti) in ABS con valvolina antiritorno per art. 183 Green ABS hand-shower (two spray-functions) with check-valve for art. 183 | <u>Finiture - Finishes</u> CR |
| | ZECC029 | Eccentrico con rosone 1/2"x 3/4" per miscelatori a parete per artt. GREEN Adjustable centre 1/2"x 3/4" for wall mounted mixers for artt. GREEN | <u>Finiture - Finishes</u> CR |
|  | ZFIS007 | Set fissaggio per art. 183 Fixing set for art. 183 | <u>Finiture - Finishes</u> EUR |
| | ZFIS008 | Set fissaggio per artt. 071-071K-075-081-081K-085-131-131K-135-182-301-303-305 / 071CR-ES / 075CR-ES Fixing set for artt. 071-071K-075-081-081K-085-131-131K-135-182-301-303-305 / 071CR-ES / 075CR-ES | |
| | ZFIS087 | Set fissaggio per art. 180 Fixing set for art. 180 | |

| | | <u>Finiture - Finishes</u> | <u>EUR</u> |
|---|----------------|--|----------------------------------|
|  | ZFLO001 | Flessibile 1/2"x1/2" 1500mm con calotta conica doppia aggraffatura per artt. 023-168D Double fastened longlife metal flexible hose 1/2"x1/2" 1500mm with conical nut for artt. 023-168D | CR |
| | ZFLO005 | Flessibile G1/2" x G1/2" L. 1500mm per artt. 023-168D G1/2" x G1/2" L. 1500mm flexible hose for artt. 023-168D | CR |
|  | ZFLO011 | Flex nylon grigio 1500mm G1/2" x M15x1 con peso ecologico per art. 183 Nylon flexible hose 1500mm G1/2" x M15x1 with weight for art. 183 | <u>Finiture - Finishes</u> CR |
| | ZFLX021 | Set 3 flex inox per art. 183 Set of 3 stainless steel hoses for art. 183 | <u>Finiture - Finishes</u> CR |
|  | ZFLX069 | Set flessibili inox M8x1 F3/8" 350 mm con guarnizione (2 pezzi) per artt. 081-081K-085 Set of 2 stainless steel hoses M8x1 F3/8" 350 mm with gaskets for artt. 081-081K-085 | CR |
| | ZFLX098 | Set flessibili inox M10x1 F3/8" 400 mm con guarnizione (2 pezzi) per artt. 071-071K-075-131-131K-135-180-182-301-303-305 / 071CR-ES / 075CR-ES Set of 2 stainless steel hoses M10x1 F3/8" 400 mm with gaskets for artt. 071-071K-075-131-131K-135-180-182-301-303-305 / 071CR-ES / 075CR-ES | CR |
| | ZGHI003 | Ghiera ferma cartuccia per artt. 022-023-026-071-071K-075-071ES-075ES-081-081K-085-131-131K-135-182-161-168-168D-301-302-303-305 Cartridge fastening ring nut for artt. 022-023-026-071-071K-075-071ES-075ES-081-081K-085-131-131K-135-182-161-168-168D-301-302-303-305 | <u>Finiture - Finishes</u> CR |
|  | ZGHI010 | Ghiera ferma cartuccia per artt. 010-015-018-019-101..70-103..70-105..70-106..70-183 / BOX010-015 Cartridge fastening ring nut for artt. 010-015-018-019-101..70-103..70-105..70-106..70-183 / BOX010-015 | <u>Finiture - Finishes</u> CR |
| | ZGHI021 | Ghiera ferma cartuccia per art. 180 Cartridge fastening ring nut for art. 180 | <u>Finiture - Finishes</u> CR |
| | ZGHI027 | Ghiera per deviatore M37x1.5 per artt. 018-019 M37x1.5 ring nut for diverter for artt. 018-019 | <u>Finiture - Finishes</u> CR |
|  | ZLEV168 | Leva GREEN metallo Ø42 mm per artt. 010-015-018-019-022-023-026-101..70-103..70-105..70-106..70-161-168-168D-183-302 / BOX010-015 GREEN metal lever Ø42 mm for artt. 010-015-018-019-022-023-026-101..70-103..70-105..70-106..70-161-168-168D-183-302 / BOX010-015 | <u>Finiture - Finishes</u> CR |
| | ZLEV169 | Leva GREEN metallo Ø48 mm per artt. 071-071K-075-081-081K-085-131-131K-135-182-301-303-305 / 071CR-ES / 075CR-ES GREEN metal lever Ø48 mm for artt. 071-071K-075-081-081K-085-131-131K-135-182-301-303-305 / 071CR-ES / 075CR-ES | CR |
| | ZLEV197 | Leva GREEN metallo Ø42 mm rovesciata per art. 180 Reverse GREEN metal lever Ø42 mm for art. 180 | CR |
|  | ZLEV223 | Leva clinica per artt. 301-302-303-305 Clinical lever for artt. 301-302-303-305 | <u>Finiture - Finishes</u> CR |
| | ZMAN130 | Maniglia per cartuccia deviatore per artt.019 Complete handle for diverter cartridge for artt. 019 | <u>Finiture - Finishes</u> CR |
|  | ZMAN138 | Maniglia per cartuccia deviatore per art. 018 Complete handle for diverter cartridge for art. 018 | CR |

| | | | | |
|---|----------------|--|----------------------------------|------------|
|  | ZPIA007 | Piastra con guarnizione 1 foro per art. 010 / Ø116 mm One-hole wall plate with gasket for art. 010 / Ø116 mm | Finiture - Finishes CR | EUR |
|  | ZPIA072 | Piastra tonda in ABS 1 foro con OR per art. BOX010 / Ø173 mm ABS round one-hole wall plate with OR for art. BOX010 / Ø173mm | Finiture - Finishes CR | EUR |
|  | ZPIA074 | Piastra tonda in ABS 2 fori con OR per art. BOX015 / Ø173 mm ABS round two-hole wall plate with OR for art. BOX015 / Ø173mm | Finiture - Finishes CR | EUR |
|  | ZPIA076 | Piastra tonda 2 fori con guarnizioni per art. 015 / Ø200 mm Round two-hole wall plate with gaskets for art. 015 / Ø200mm | Finiture - Finishes CR | EUR |
|  | ZPIA082 | Piastra in metallo con guarnizione per miscelatore per artt.101..70-103..70-105..70-106..70 / Ø70 mm One-hole metal wall plate with gaskets for mixer for artt.101..70-103..70-105..70-106..70 / Ø70 mm | Finiture - Finishes CR | EUR |
|  | ZPIA088 | Piastra con guarnizioni per miscelatore incasso (2 uscite) per art. 018 / Ø200 mm Wall plate with gaskets for concealed shower mixer (2 outlets) for art. 018 / Ø200 mm | Finiture - Finishes CR | EUR |
| | ZPIA089 | Piastra con guarnizioni per miscelatore incasso (3 uscite) per art. 019 / Ø200 mm Wall plate with gaskets for concealed shower mixer (3 outlets) for art. 019 / Ø200 mm | CR | |
|  | ZPIA092 | Piastra in metallo con guarnizione per bocca per artt. 101..70-103..70-105..70-106..70 / Ø70 mm One-hole wall plate with gasket for spout for artt. 101..70-103..70-105..70-106..70 / Ø70 mm | Finiture - Finishes CR | EUR |
|  | ZRAC002 | Raccordo 3/4" con OR per artt. 161-302 3/4" connection with OR for artt. 161-302 | Finiture - Finishes CR | EUR |



ZRAC004 Raccordo 1/2" con OR per artt. 168-168D
1/2" connection with OR for artt. 168-168D

Finiture - Finishes **EUR**
CR



ZSED015 Sede per miscelatori a parete per artt. 022-023-026-161-168-168D-302
Wall mounted mixers seat for artt. 022-023-026-161-168-168D-302

Finiture - Finishes **EUR**
CR



ZSET002 Set OR / anello tagliato per art. 182
Kit of OR / cut ring for art. 182
ZSET080 Set OR e fissaggio per canna per art. 180
OR and fixing set for spout for art. 180
ZSET016 Set OR / anello tagliato per artt. 161-189-302
Kit of OR / cut ring for artt. 161-189-302

Finiture - Finishes **EUR**



ZVIT092 Cartuccia deviatore (2 uscite) Ø32 mm per art. 018
Diverter cartridge (2 outlets) Ø32 mm for art. 018
ZVIT091 Cartuccia deviatore (3 uscite) Ø32 mm per art. 019
Diverter cartridge (3 outlets) Ø32 mm for art. 019

Finiture - Finishes **EUR**

red

ESSENZIALE

Linee moderne ed essenziali per un prodotto che rappresenta il più alto esempio di sodalizio tra bellezza e convenienza. La serie RED si distingue infatti per le sue forme lineari ed armoniche in perfetta sintonia con il contenimento dei costi, sia da un punto di vista produttivo che sul piano dei consumi. Il lavabo della serie è disponibile anche nella versione con cartuccia ENERGY WATER SAVING, grazie alla quale è possibile ottenere un duplice risparmio energetico: l'apertura della leva al primo scatto consente erogazione di sola acqua fredda e in ridotta quantità, mentre per ottenere l'acqua calda è necessario ruotare la leva verso sinistra e per avere più portata è necessario alzare la leva oltre l'ECO-STOP.

ESSENTIALITY

Modern and essential lines for a product that represents the highest example of association between beauty and convenience. The RED series is distinguished by its harmonic and linear forms in perfect harmony with the costs containment, both from a production point of view than in terms of consumption. The basin mixer of the series is also available with ENERGY WATER SAVING cartridge, thanks to which you can get a dual energy saving: the opening of the lever to the first detent allows only cold water supply in small quantity, while for obtaining hot water it is necessary to rotate the lever to the left and to have more flow rate is necessary to raise the lever beyond the ECO-STOP.



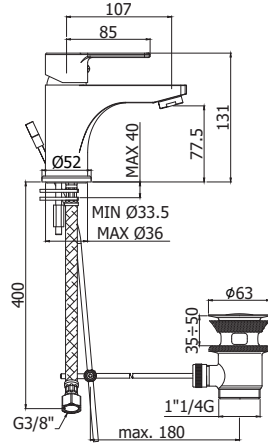
FINITURE | FINISHES

La serie **RED** è disponibile nelle seguenti finiture:
RED range is available in the following finishes:

CR cromato
 chrome plated

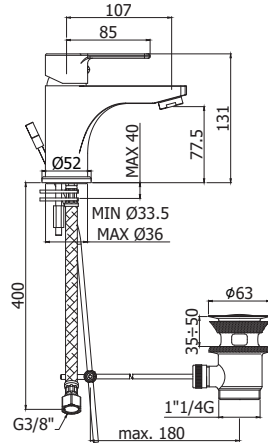
RISPARMIO ENERGETICO E IDRICO ENERGY & WATER SAVING

red



- Miscelatore lavabo completo di:
- aeratore M24x1
 - set 2 flessibili inox 3/8"G
- Wash basin mixer complete with:
- aerator M24x1
 - set of 2 stainless steel hoses 3/8"G

| RED 071 . . | Finiture - Finishes | EUR |
|---|---------------------|-----|
| senza scarico without pop up waste | CR | |
| RED 075 . . | | |
| con scarico automatico 1"1/4G with 1"1/4G pop up waste | CR | |
| RED 070 . . | | |
| con scarico automatico 1"G with 1"G pop up waste | CR | |



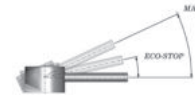
- Miscelatore lavabo completo di:
- cartuccia Energy & Water Saving
 - aeratore M24x1 con riduttore di portata
 - set 2 flessibili inox 3/8"G
- Wash basin mixer complete with:
- Energy & Water Saving cartridge
 - aerator M24x1 with flow reducer
 - set of 2 stainless steel hoses 3/8"G

| RED 071CR-EWS | Finiture - Finishes | EUR |
|---|---------------------|-----|
| senza scarico without pop up waste | CR | |
| RED 075CR-EWS | | |
| con scarico automatico 1"1/4G with 1"1/4G pop up waste | CR | |



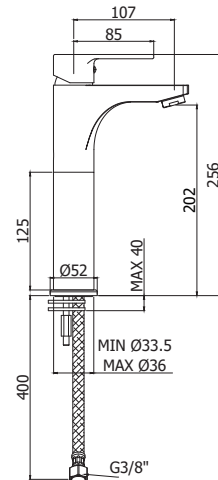
ENERGY SAVING

Risparmia energia, perchè apre al centro e dà acqua fredda, mentre l'acqua calda esce solo con il movimento della leva verso sinistra.
It saves energy delivering cold water from middle position already; hot water comes out with handle left movement only.



WATER SAVING

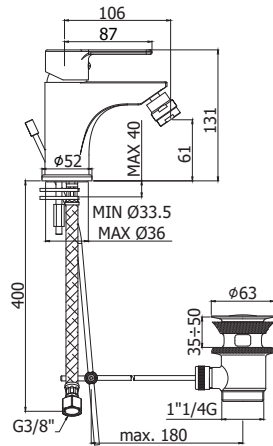
Risparmia acqua, perchè dobbiamo vincere un'altra resistenza in apertura per avere più portata d'acqua (funge da deterrente contro l'inconsapevole apertura completa dell'acqua).
It saves water, because user must override "resistance bump" to obtain high flow - acts as deterrent to unconsciously turning handle on to full flow position regardless of water requirement.



- Miscelatore lavabo completo di:
- aeratore M24x1
 - set 2 flessibili inox 3/8"G
- Wash basin mixer complete with:
- aerator M24x1
 - set of 2 stainless steel hoses 3/8"G

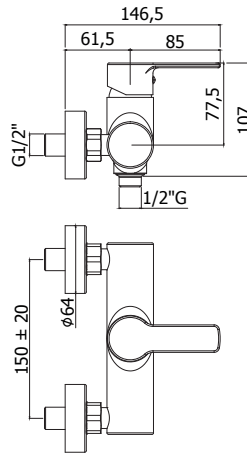
| RED 071 . . 120 | Finiture - Finishes | EUR |
|---|---------------------|-----|
| senza scarico • con prolunga 125 mm without pop up waste • with extension 125 mm | CR | |

red



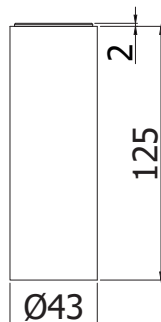
- Miscelatore bidet completo di:
 • con snodo e aeratore M24x1
 • set 2 flessibili inox 3/8"G
 Bidet mixer complete with:
 • with swivel joint and aerator M24x1
 • set of 2 stainless steel hoses 3/8"G

| Model | Finiture - Finishes | EUR |
|---|---------------------|-----|
| RED 131 . . senza scarico without pop up waste | CR | |
| RED 135 . . con scarico automatico 1"1/4G with 1"1/4G pop up waste | CR | |
| RED 130 . . con scarico automatico 1"G with 1"G pop up waste | CR | |



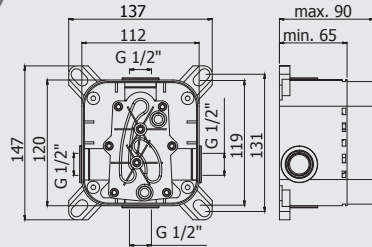

- Miscelatore doccia completo di:
 • set 2 eccentrici 1/2"x3/4"G e rosoni
 Shower mixer complete with:
 • set of 2 S-wall-unions 1/2"x3/4"G and wall-plates

| Model | Finiture - Finishes | EUR |
|--|---------------------|-----|
| RED 168 . . senza set doccia • con attacco inferiore 1/2"G without shower set • with 1/2"G lower connection | CR | |
| RED 168D . . con supporto a muro snodato normale • con doccia Trieste Bis e flessibile with standard swivelling wall bracket • with Trieste Bis hand-shower and flexible hose | CR | |



- Prolunga per lavabo completa di:
 • set fissaggio L.190 mm
 • set 2 flessibili inox 3/8"G x L.600 mm
 Extension for wash basin mixer complete with:
 • fixing set L.190 mm
 • set of 2 stainless steel hoses 3/8"G x L.600 mm

| Model | Finiture - Finishes | EUR |
|---|---------------------|-----|
| ZPRO 125 . . per art. 071..120 • H125mm for art. 071..120 • H125mm | CR | |



⚠ PIASTRA METALLO - METAL PLATE
min.77mm - max 90 mm

Set incasso universale per miscelatori doccia completo di:

- corpo incasso
- box

Universal concealed Box for mixers complete with:

- concealed body
- box

PBOX 001

Finiture - Finishes

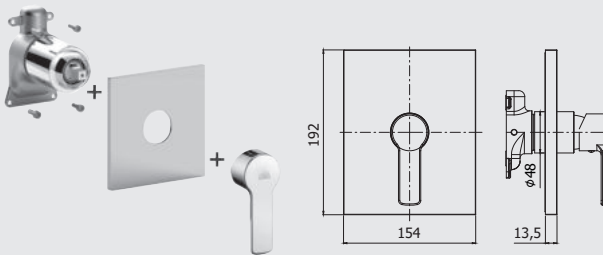
EUR

senza set esterno

without external set

*Da abbinare solo con RED BOX010 - RED BOX015

*To be completed only with RED BOX010 - RED BOX015



Set esterno miscelatore incasso doccia (1 uscita) completo di:

- corpo miscelatore
- piastra in ABS 154x192mm e leva

External set for concealed shower mixer (1 outlet) complete with:

- mixer body
- ABS wall plate 154x192mm and lever

RED BOX010 . .

Finiture - Finishes

EUR

senza deviatore

CR

without diverter

*Da abbinare solo con PBOX 001

*To be completed only with PBOX 001

ZPRO BOX010 . .

Prolunga per art. BOX010

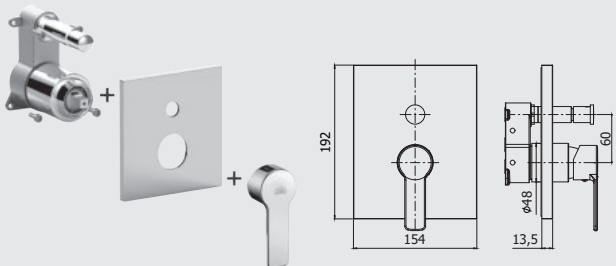
- H30mm

Extension for art. BOX010

- H30mm



CR



Set esterno miscelatore incasso doccia (2 uscite) completo di:

- corpo miscelatore
- piastra in ABS 154x192mm e leva

External set for concealed shower mixer (2 outlets) complete with:

- mixer body
- ABS wall plate 154x192mm and lever

RED BOX015 . .

Finiture - Finishes

EUR

con deviatore a pulsante

CR

with push diverter

*Da abbinare solo con PBOX 001

*To be completed only with PBOX 001


ZPRO BOX015 . .

Prolunga con deviatore per art. BOX015

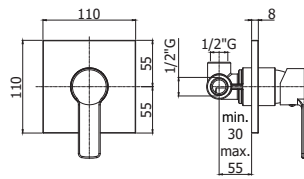
- H30mm

Extension with diverter for art. BOX015

- H30mm



CR



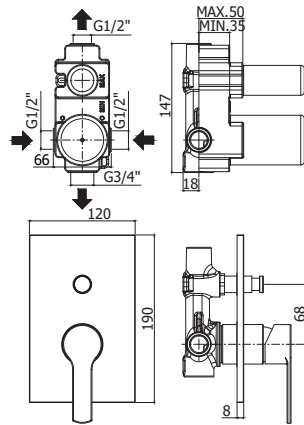
***CR con piastra ABS - CR/M con piastra in Acciaio inox**
***CR with ABS wall plate - CR/M with Stainless steel wall plate**

* Per set incasso/esterno separati (v. capitolo Incassi Projects)
 * For concealed/external set divided (see Concealed mixer Projects chapter)

Miscelatore incasso doccia (1 uscita) completo di:
 • piastra 110x110mm
 • attacchi 1/2" G
 Concealed shower mixer (1 outlet) complete with:
 • wall plate 110x110mm
 • 1/2" G connections

RED 010 . . **Finiture - Finishes** **EUR**
 senza deviatore **CR**
 without diverter **CR/M**

ZPRO 013 . .
 Prolunga per art. 010
 • H43mm
 Extension for art. 010
 • H43mm



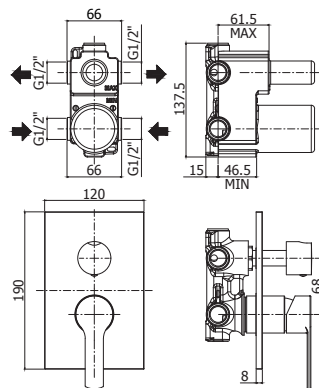
***CR con piastra ABS - CR/M con piastra in Acciaio inox**
***CR with ABS wall plate - CR/M with Stainless steel wall plate**

* Per set incasso/esterno separati (v. capitolo Incassi Projects)
 * For concealed/external set divided (see Concealed mixer Projects chapter)

Miscelatore incasso doccia (2 uscite) completo di:
 • piastra 120x190mm
 • attacchi calda/fredda e superiore 1/2" G - attacco inferiore 3/4" G
 Concealed shower mixer (2 outlets) complete with:
 • wall plate 120x190mm
 • 1/2" G hot/cold and upper connections - 3/4" G lower connection

RED 015 . . **Finiture - Finishes** **EUR**
 con deviatore a pulsante **CR**
 with push diverter **CR/M**

ZPRO 028 . .
 Prolunga con deviatore per art. 015
 • H30mm
 Extension with diverter for art. 015
 • H30mm



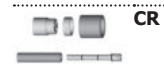
***CR con piastra ABS - CR/M con piastra in Acciaio inox**
***CR with ABS wall plate - CR/M with Stainless steel wall plate**

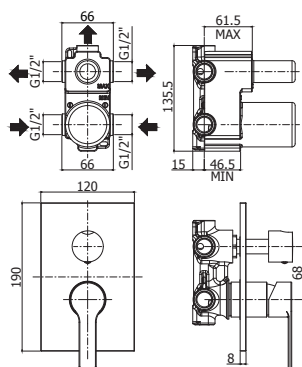

* Per set incasso/esterno separati (v. capitolo Incassi Projects)
 * For concealed/external set divided (see Concealed mixer Projects chapter)

Miscelatore incasso doccia (2 uscite) completo di:
 • piastra 120x190mm
 • attacchi 1/2" G
 Concealed shower mixer (2 outlets) complete with:
 • wall plate 120x190mm
 • 1/2" G connections

RED 018 . . **Finiture - Finishes** **EUR**
 con cartuccia deviatore (2 uscite + 1 **CR**
 posizione combinata) **CR/M**
 with diverter cartridge (2 outlets + 1 **CR**
 combined position) **CR/M**

ZPRO 068 . .
 Prolunga con deviatore per artt. 018-019
 • H30mm
 Extension with diverter for artt. 018-019
 • H30mm





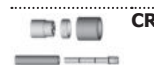
***CR con piastra ABS - CR/M con piastra in Acciaio inox**
***CR with ABS wall plate - CR/M with Stainless steel wall plate**

* Per set incasso/esterno separati (v. capitolo Incassi Projects)
 * For concealed/external set divided (see Concealed mixer Projects chapter)

Miscelatore incasso doccia (3 uscite) completo di:
 • piastra 120x190mm
 • attacchi 1/2"G
 Concealed shower mixer (3 outlets) complete with:
 • wall plate 120x190mm
 • 1/2"G connections

RED 019 . . . **Finiture - Finishes** **EUR**
 con cartuccia deviatore (3 uscite + 3 posizioni combinate) **CR**
 with diverter cartridge (3 outlets + 3 combined positions) **CR/M**

ZPRO 068 . . .
 Prolunga con deviatore per artt. 018-019
 • H30mm
 Extension with diverter for artt. 018-019
 • H30mm



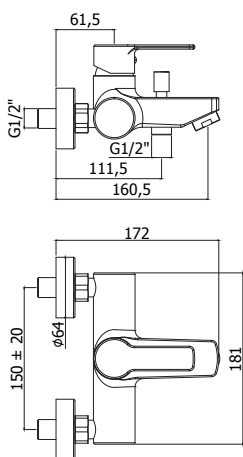
Miscelatore vasca/doccia con deviatore completo di:
 • aeratore M28x1
 • set 2 eccentrici 1/2"x3/4"G e rosoni
 Bath/shower mixer with diverter complete with:
 • aerator M28x1
 • set of 2 S-wall-unions 1/2"x3/4"G and wall-plates

RED 022 . . . **Finiture - Finishes** **EUR**
 senza set doccia **CR**
 without shower set

RED 023 . . . **CR**
 con supporto a muro snodato normale
 • con doccia e flessibile
 with standard swivelling wall bracket
 • with hand-shower and flexible hose

RED 024 . . . **CR**
 con supporto a muro snodato Stick
 • con doccia Lance e flessibile
 with Stick wall bracket
 • with Lance hand-shower and flexible hose

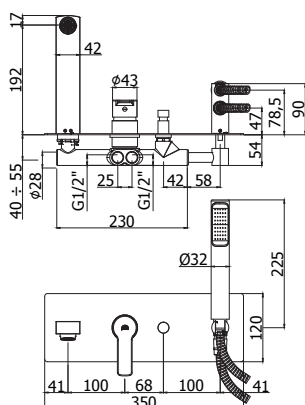
RED 026 . . . **CR**
 con supporto a muro fisso in ABS
 • con doccia e flessibile
 with ABS fixed wall bracket
 • with hand-shower and flexible hose

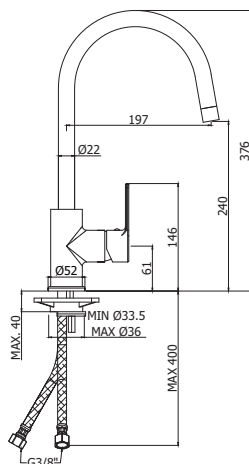


Miscelatore incasso vasca/doccia (2 uscite) completo di:
 • piastra in acciaio inox 350x120mm
 • bocca con aeratore M28x1 - l. 192mm
 • doccia e flessibile
 • attacchi 1/2"G
 Concealed bath/shower mixer (2 outlets) complete with:
 • stainless steel wall plate 350x120mm
 • spout with aerator M28x1 - l. 192mm
 • hand shower and flexible hose
 • 1/2"G connections

RED 001 . . . **Finiture - Finishes** **EUR**
 con deviatore a pulsante **CR**
 with push diverter

ZPRO 056 . . .
 Prolunga con deviatore per artt. 001
 • H20mm
 Extension with diverter for artt. 001
 • H20mm





Miscelatore lavello monoforo completo di:

- aeratore M22x1F
- set 2 flessibili inox 3/8" G

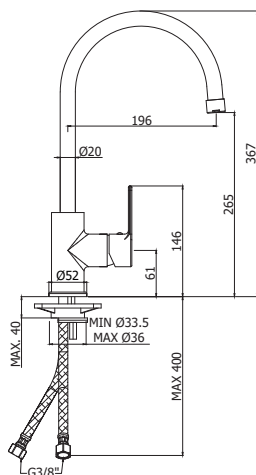
One-hole sink mixer complete with:

- aerator M22x1F
- set of 2 stainless steel hoses 3/8" G

RED 180 . .
con canna orientabile Ø22mm
with swivelling spout - Ø22mm

Finiture - Finishes
CR

EUR



Miscelatore lavello monoforo completo di:

- aeratore M24x1
- set 2 flessibili inox 3/8" G

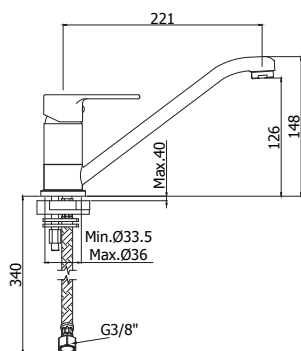
One-hole sink mixer complete with:

- aerator M24x1
- set of 2 stainless steel hoses 3/8" G

RED 181 . .
con canna orientabile Ø20mm
with swivelling spout - Ø20mm

Finiture - Finishes
CR

EUR



Miscelatore lavello monoforo con canna orientabile completo di:

- aeratore M24x1
- set 2 flessibili inox 3/8" G

One-hole sink mixer with swivelling spout complete with:

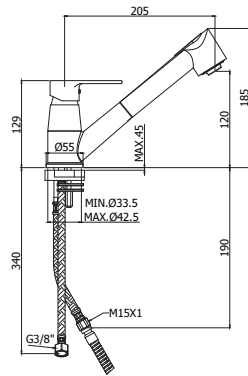
- aerator M24x1
- set of 2 stainless steel hoses 3/8" G

RED 182T . .
con canna tubo
with tube spout

Finiture - Finishes
CR

EUR

red



Miscelatore lavello monoforo con canna orientabile completo di:

- set 2 flessibili inox 3/8" G
- 1 flessibile inox M15x1
- 1 flessibile nylon 1/2" G x M15x1 L.1500mm con piombo

One-hole sink mixer with swivelling spout complete with:

- set of 2 stainless steel hoses 3/8" G
- 1 stainless steel hose M15x1
- 1/2"-M15x1 / L.1500mm nylon hose with weight

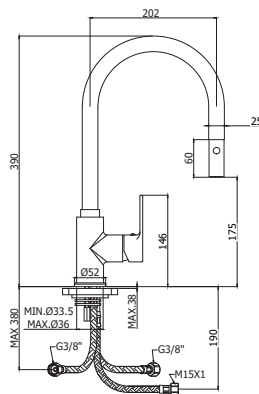
RED 183 . .

Finiture - Finishes

EUR

con doccia estraibile (2 getti) in ABS
with (two-spray) ABS pull out hand-shower

CR



Miscelatore lavello monoforo con canna orientabile completo di:

- set 2 flessibili inox 3/8" G
- 1 flessibile inox M15x1
- 1 flessibile nylon 1/2" G x M15x1 L.1500mm con piombo

One-hole sink mixer with swivelling spout complete with:

- set of 2 stainless steel hoses 3/8" G
- 1 stainless steel hose M15x1
- 1/2"-M15x1 / L.1500mm nylon hose with weight

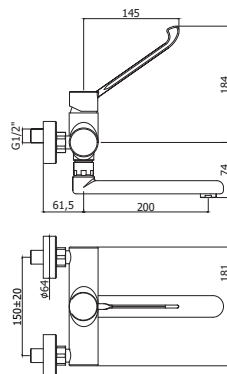
RED 285 . .

Finiture - Finishes

EUR

con doccia estraibile (2 getti) in metallo
with (two-spray) metal pull out hand-shower

CR



Miscelatore lavello a muro con leva clinica completo di:

- aeratore M24x1
- attacchi 1/2" G

Wall sink mixer with clinical lever complete with:

- aerator M24x1
- 1/2" G connections

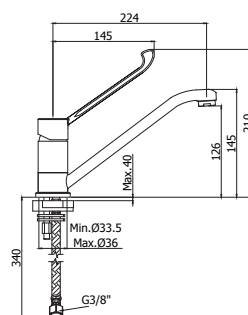
RED 302 . .

Finiture - Finishes

EUR

con canna tubo diritta orientabile -
l.200mm
with swivel tube straight spout -
l.200mm

CR



Miscelatore lavello monoforo con leva clinica completo di:

- aeratore M24x1
- set 2 flessibili inox 3/8" G

One-hole sink mixer with clinical lever complete with:

- aerator M24x1
- set of 2 stainless steel hoses 3/8" G








RED 303 . .

Finiture - Finishes

EUR

con canna tubo
with tube spout








CR

| | | <u>Finiture - Finishes</u> | <u>EUR</u> |
|---|-----------------|--|---|
|  | ZA91103R | Cartuccia completa Ø 35 mm con distributore con regolazione per artt. 022-023-024-026-070-071-071CR120-075-130-131-135-161-168-168D-301-302-305 Complete cartridge Ø 35 mm with distributor with regulation for artt. 022-023-024-026-070-071-071CR120-075-130-131-135-161-168-168D-301-302-305 | |
| | ZA91260 | Cartuccia completa Ø 35 mm Energy & Water Saving con distributore senza regolazione per artt. 071CR-EWS / 075CR-EWS Complete cartridge Ø 35 mm Energy & Water Saving with distributor without regulation for artt. 071CR-EWS / 075CR-EWS | |
| | ZA91290 | Cartuccia completa Ø 35 mm con distributore per artt. 179-180-181 Complete cartridge Ø 35 mm with distributor for artt. 179-180-181 | |
|  | ZA91104R | Cartuccia completa Ø 35 mm senza distributore con regolazione per artt. 001-010-015-018-019-040L-041L-104-105-106-182T-183-303-BOX010-015 Complete cartridge Ø 35 mm without distributor with regulation for artt. 001-010-015-018-019-040L-041L-104-105-106-182T-183-303-BOX010-015 | <u>Finiture - Finishes</u> |
| | ZA91151 | Cartuccia completa Ø 35 mm senza distributore per art. 285 Complete cartridge Ø 35 mm without distributor for art. 285 | <u>EUR</u> |
|  | ZACC146 | Valvolina antiritorno Ø15 mm per artt. ZDEV088..V-ZRAC004 Check-valve Ø15 mm for artt. ZDEV088..V-ZRAC004 | <u>Finiture - Finishes</u> |
| | ZACC232 | Valvolina antiritorno Ø14 mm per artt. ZDOC069-ZDOC090-ZDOC091 Check-valve Ø14 mm for artt. ZDOC069-ZDOC090-ZDOC091 | <u>EUR</u> |
|  | ZACC216 | Distanziale supporto doccia interasse 230 mm per art. 179 Hand-shower bracket - distance between centres 230 mm - for art. 179 | <u>Finiture - Finishes</u> CR |
|  | ZACC217 | Molla filo Ø 4 mm con raccordo per art. 179 Spring Ø 4 mm with connection for art. 179 | <u>Finiture - Finishes</u> CR |
|  | ZAER001 | Aeratore Ø22x1F per art. 181 Aerator Ø22x1F for art. 181 | <u>Finiture - Finishes</u> CR |
| | ZAER002 | Aeratore Ø24x1M per artt. 070-071-075-101-130-131-135-161-182T-301-302-303-305-ZBOC123-ZBOC124-ZBOC125-ZBOC126-ZBOC127-ZBOC128 Aerator Ø24x1M for artt. 070-071-075-101-130-131-135-161-182T-301-302-303-305-ZBOC123-ZBOC124-ZBOC125-ZBOC126-ZBOC127-ZBOC128 | CR |
| | ZAER003 | Aeratore Ø28x1M per artt. 001-022-023-024-026-ZBOC065-ZBOC098-ZBOC099-ZBOC111 Aerator Ø28x1M for artt. 001-022-023-024-026-ZBOC065-ZBOC098-ZBOC099-ZBOC111 | CR |
| | ZAER020 | Aeratore completo Ø18mm per art. 090 Complete aerator Ø18mm for art. 090 | CR |
| | ZAER033 | Aeratore Ø22x1F per art. 180 Aerator Ø22x1F for art. 180 | CR |
| | ZAER059 | Aeratore Ø24x1M per artt. 071CR-EWS / 075CR-EWS Aerator Ø24x1M for artt. 071CR-EWS / 075CR-EWS | CR |
|  | ZAER006 | Snodo con aeratore Ø 24x1M per artt. 130-131-135 Joint with aerator Ø 24x1M for artt. 130-131-135 | <u>Finiture - Finishes</u> CR |

| | | | <u>Finiture - Finishes</u> | <u>EUR</u> |
|---|--|---|----------------------------|------------|
|  | ZAER040 | Aeratore per bocca art. 040L Aerator for spout art. 040L | CR | |
|  | ZAST046 ZAST023 | Asta pomolo snodino Ø4mm piegata per artt. 070-075-130-135-305 Bent rod Ø4mm with knob for artt. 070-075-130-135-305 Snodo in ABS per asta scarico ABS articulation for rod connection | CR | |
|  | ZBAS012 ZBAS038 ZBAS088 ZBAS093 ZBAS094 | Basetta ottone con OR per art. 183 Brass base with OR for art. 183 Basetta metallo con OR per miscelatore artt. 071CR-EWS / 075CR-EWS / 070-071-071CR120-075-130-131-135-179-180-181-285-301-305 Brass base with OR for mixer artt. 071CR-EWS / 075CR-EWS / 070-071-071CR120-075-130-131-135-179-180-181-285-301-305 Basetta ottone con OR per art. 090 Brass base with OR for art. 090 Basetta per deviatore bordo vasca per art. 043 Metal base for diverter for art. 043 Basetta ottone con OR per artt. 182T-303 Brass base with OR for artt. 182T-303 | CR CR CR CR CR | |
|  | ZBAS040 ZBAS041 | Basetta per corpo miscelatore bordo vasca art. 040L-041L Brass base for mixer body on artt. 040L-041L Basetta per bocca art. 040L Brass base-ring for spout art. 040L | CR CR | |
|  | ZBAS076..SC ZFIS122 | Base + basetta + fissaggio per doccia per artt. 040L-041L Ring + base + fixing set for hand-shower for artt. 040L-041L Fissaggio per base doccia artt. 040L-041L Fixing kit for base for shower artt. 040L-041L | CR | |
|  | ZBOC032 | Bocca bordo vasca con basetta ottone, aeratore e fissaggio per art. 040L Deck mounted spout with brass ring base, aerator and fixing set for art. 040L | CR | |
|  | ZBOC065 ZBOC098 ZBOC099 | Bocca standard con aeratore per art. 001 - l.192 mm Standard spout with aerator for art. 001 - l.192 mm Bocca con aeratore compatibile con art. 001 - l.120 mm Spout with aerator compatible with art. 001 - l.120 mm Bocca con aeratore compatibile con art. 001 - l.240 mm Spout with aerator compatible with art. 001 - l.240 mm | CR CR CR | |
|  | ZBOC126 ZBOC127 ZBOC128 | Bocca con aeratore compatibile con art. 104 - l.150 mm Spout with aerator compatible with art. 104 - l.150 mm Bocca standard con aeratore per art. 105 - l.200 mm Standard spout with aerator for art. 105 - l.200 mm Bocca con aeratore compatibile con art. 106 - l.240 mm Spout with aerator compatible with art. 106 - l.240 mm | CR CR CR | |

| | | <u>Finiture - Finishes</u> | <u>EUR</u> |
|---|--|----------------------------|------------|
|  | ZCAL003 Calotta per miscelatori a parete Nut for wall mounted mixers | CR | |
|  | ZCANA023 Canna tubo diritta con aeratore interasse 200 mm per artt. 161-302 Straight tube spout with aerator for artt. 161-302, distance between centres 200 mm | CR | |
|  | ZCAN081 Canna tonda con calotta per art. 285 Round spout with nut for art. 285 ZCANA112 Canna tonda Ø22mm con aeratore per art. 180 Round spout Ø22mm with aerator for art. 180 ZCANA120 Canna tonda small Ø20mm con aeratore per art. 181 Small round spout Ø20mm with aerator for art. 181 | CR CR CR | |
|  | ZCAP010 Cappuccio sottoleva in ABS per artt. 022-023-024-026-070-071-071CR120-075-130-131-135-161-168-168D-179-180-181-182T-285-301-302-303-305- 071CR-EWS/075CR-EWS ABS under lever cap for artt. 022-023-024-026-070-071-071CR120-075-130-131-135-161-168-168D-179-180-181-182T-285-301-302-303-305- 071CR-EWS/075CR-EWS ZCAP034 Cappuccio sottoleva in metallo per artt. 001-010-015-018-019-040L-041L-104-105-106-183-BOX010-015 Metal under lever cap for artt. 001-010-015-018-019-040L-041L-104-105-106-183-BOX010-015 | CR CR | |
|  | ZCAP066 Cappuccio per deviatore per artt. 018-019 Cover for diverter for artt. 018-019 | CR | |
|  | ZDEV007 Deviatore completo per miscelatore bordo vasca artt. 040L-041L Diverter for deck mounted bath mixer artt. 040L-041L | CR | |
|  | ZDEV048 Deviatore completo per miscelatore incasso artt. 001-015 Diverter for concealed mixer artt. 001-015 | CR | |
|  | ZDEV088..V Deviatore con valvolina antiritorno per miscelatore vasca esterno per artt. 022-023-024-026 Diverter with check-valve for bath/shower mixer for artt. 022-023-024-026 | CR | |

| | | | <u>Finiture - Finishes</u> | <u>EUR</u> |
|--|----------------|---|----------------------------|------------|
|  | ZDEV100 | Deviatore completo per art. BOX015 Complete diverter for art. BOX015 | CR | |
|  | ZDOC032 | Doccia BIRILLO (monogetto) in ABS per artt. 001-040L-041L BIRILLO ABS hand-shower (single spray) for artt. 001-040L-041L | CR | |
|  | ZDOC069 | Doccia Minimal (2 getti) in ABS con valvolina antiritorno per art. 179 Minimal ABS hand-shower (two spray-functions) with check-valve for art. 179 | CR | |
| | ZAER050 | Aeratore a scomparsa con chiavetta per art. ZDOC69 Hidden aerator with key for art. ZDOC69 | | |
|  | ZDOC081 | Doccia Trieste Bis (monogetto) in ABS per artt. 023-026-168D Trieste Bis ABS hand-shower (single spray) for artt. 023-026-168D | CR | |
|  | ZDOC085 | Doccia Lance (monogetto) in ABS per art. 024 Lance ABS hand-shower (single spray) for art. 024 | CR | |
|  | ZDOC090 | Doccia Micro (2 getti) in metallo con valvolina antiritorno per art. 285 Micro metal hand-shower (two spray-functions) with check-valve for art. 285 | CR | |
| | ZAER105 | Aeratore completo con chiavetta per art. ZDOC090 Complete aerator with key for art. ZDOC090 | CR | |
|  | ZDOC091 | Doccia (2 getti) in ABS con valvolina antiritorno per art. 183 ABS hand-shower (two spray-functions) with check-valve for art. 183 | CR | |
|  | ZECC029 | Eccentrico con rosone 1/2"x3/4" per miscelatori a parete Adjustable centre 1/2"x3/4" for wall mounted mixers | CR | |

| | | Finiture - Finishes | EUR |
|---|---|---|--|
|  | ZFIS004190 | Set fissaggio per miscelatore art. 071CR120 Fixing set for mixer art. 0071CR120 | |
| | ZFIS007 | Set fissaggio per miscelatore art. 183 Fixing set for mixer art. 183 | |
| | ZFIS027 | Set fissaggio per art. 090 Fixing set for art. 090 | |
| | ZFIS043 | Set fissaggio per artt. 070-071-075-130-131-135-301-305- 071CR-EWS/075CR-EWS Fixing set for artt. 070-071-075-130-131-135-301-305- 071CR-EWS/075CR-EWS | |
| | ZFIS054 | Set fissaggio per miscelatore artt. 182T-303 Fixing set for mixer artt. 182T-303 | |
| | ZFIS084 ZFIS107 | Set fissaggio per miscelatore artt. 179-180-181 Fixing set for mixer artt. 179-180-181 Set fissaggio per miscelatore art. 285 Fixing set for mixer art. 285 | |
|  | ZFIS028 | Set fissaggio per miscelatore bordo vasca artt. 040L-041L Fixing set for mixer body for artt. 040L-041L | Finiture - Finishes EUR |
| |  | ZFIS121 | Fissaggio 3/4 per bocca bordo vasca artt. 040L-041L 3/4 Fixing kit for spout artt. 040L-041L |
|  | | ZFLO001 | Flessibile 150 cm doppia aggraffatura e calotta conica per art. 168D Flexible hose 150 cm double interlock and conical nut for art. 168D |
| | ZFLO018 | Flessibile 150 cm doppia aggraffatura e doppia calotta conica per artt. 001-023-024-026 Flexible hose 150 cm double interlock and double conical nut for artt. 001-023-024-026 | CR |
|  | ZFLO009 | Flessibile ottone doppia aggraffatura F1/2" - M15x1 mm.1500 con calotta conica e peso ecologico per artt. 040L-041L F1/2" - M15x1 mm.1500 twist-free double interlock brass flexible hose with conical nut and weight for artt. 040L-041L | Finiture - Finishes EUR CR |
| | ZFLO011 | Flessibile nylon grigio 150 cm 1/2" x M15x1 con peso ecologico per art. 183 Nylon flexible hose 150 cm 1/2"x M15x1 with weight, for art. 183 | CR |
| | ZFLO065 | Flessibile nylon 150 cm M15x1 x M15x1 con peso ecologico, senza codolo per art. 285 Nylon flexible hose 150 cm M15x1 x M15x1 with weight for art. 285 | CR |
| |  | ZFLX001 | Set 2 flex inox F3/8 cm. 35 con guarnizioni per artt. 043-182T-303 Set of 2 F3/8 stainless steel hoses cm. 35 with gaskets for artt. 043-182T-303 |
| ZFLX021 | | Set 3 flex inox per art. 183 Set of 3 stainless steel hoses for art. 183 | CR |
| ZFLX095 | | Set flessibili inox F3/8" (3 pezzi) per art. 285 Set of 3 stainless steel hoses F3/8" for artt. 285 | CR |
| ZFLX101 | | Set 2 flex inox SOFT PEX F3/8 cm. 45 per artt. 070-071-075-130-131-135-179-180-181-300-301-305- 071CR-EWS/075CR-EWS Set of 2 F3/8 stainless steel hoses cm. 45 SOFT PEX for artt. 070-071-075-130-131-135-179-180-181-300-301-305- 071CR-EWS/075CR-EWS | CRPX |
| ZFLX112 | | Set 2 flex inox SOFT PEX F3/8 cm. 60 per artt. art. 071CR120 Set of 2 F3/8 stainless steel hoses cm. 60 SOFT PEX for art. 071CR120 | CRPX |
|  | ZFLX061 | Flex inox plastificato Ø 14 mm x 53 cm per art. 179 PVC coated stainless steel hose Ø 14 mm x 53 cm for art. 179 | Finiture - Finishes EUR CR |



ZFLX086 Set 5 flex inox per miscelatore bordo vasca artt. 040L-041L
Set of 5 stainless steel hoses for artt. 040L-041L

Finiture - Finishes **EUR**
CR



ZGHI003 Ghiera ferma cartuccia per artt.022-023-024-026-070-071-071CR120-075-130-131-135-161-168-168D-179-180-181-182T-285-301-302-303-305-071CR-EWS/075CR-EWS
Cartridge fastening ring nut for artt.022-023-024-026-070-071-071CR120-075-130-131-135-161-168-168D-179-180-181-182T-285-301-302-303-305-071CR-EWS/075CR-EWS

Finiture - Finishes **EUR**

ZGHI010 Ghiera ferma cartuccia per artt. 001-010-015-018-019-040L-041L-104-105-106-183-BOX010-015
Cartridge fastening ring nut for artt. 001-010-015-018-019-040L-041L-104-105-106-183-BOX010-015



ZGHI027 Ghiera per deviatore M37x1.5 per artt. 018-019
M37x1.5 ring nut for diverter for artt. 018-019

Finiture - Finishes **EUR**



ZLEV143 Leva completa per artt. 001-010-015-018-019-022-023--024-026-040L-041L-070-071-075-071..120-104-105-106-130-131-135-161-168-168D-182T-183-301-302-303 / 071CR-EWS / 075CR-EWS / BOX010-015
Complete lever for artt. 001-010-015-018-019-022-023--024-026-040L-041L-070-071-075-071..120-104-105-106-130-131-135-161-168-168D-182T-183-301-302-303 / 071CR-EWS / 075CR-EWS / BOX010-015

Finiture - Finishes **EUR**
CR

ZLEV144 Leva completa per art. 090
Complete lever for art. 090

CR

ZLEV192 Leva completa rovesciata per artt. 179-180-181-285
Reverse lever for artt. 179-180-181-285

CR



ZLEV145 Leva clinica per artt. 301-302-303-305
Clinical lever for artt. 301-302-303-305

Finiture - Finishes **EUR**
CR



ZMAN130 Maniglia per cartuccia deviatore per art. 019
Complete handle for diverter cartridge for art. 019

Finiture - Finishes **EUR**
CR

ZMAN138 Maniglia per cartuccia deviatore per art. 018
Complete handle for diverter cartridge for art. 018

CR













ZPIA026 Piastra 1 foro con guarnizione per art. 010 / 110 x 110 mm
One-hole wall plate with gasket for art. 010 / 110 x 110 mm

Finiture - Finishes **EUR**
CR
CR/M



ZPIA027 Piastra 2 fori con guarnizioni per art. 015 / L.120 x h.190 mm
Two-hole wall plate with gaskets for art. 015 / L.120 x h.190 mm

Finiture - Finishes **EUR**
CR
CR/M

| | | | Finiture - Finishes | EUR |
|---|----------------|--|----------------------------|------------|
|  | ZPIA056 | Piastra 4 fori in acciaio inox con guarnizioni per art. 001 / L.350 x h.120 mm Four-hole stainless steel wall plate with gaskets for art. 001 / L.350 x h.120 mm | CR | |
|  | ZPIA073 | Piastra rettangolare in ABS 1 foro con OR per art. BOX010 / 154x192 mm ABS rectangular one-hole wall plate with OR for art. BOX010 / 154x192mm | CR | |
|  | ZPIA075 | Piastra rettangolare in ABS 2 fori con OR per art. BOX015 / 154x192 mm ABS rectangular two-hole wall plate with OR for art. BOX015 / 154x192mm | CR | |
|  | ZPIA091 | Piastra con guarnizioni per miscelatore incasso (2 uscite) per art. 018 / L.120 x h.190 mm Wall plate with gaskets for concealed shower mixer (2 outlets) for art. 018 / L.120 x h.190 mm | CR CR/M | |
|  | ZPIA090 | Piastra con guarnizioni per miscelatore incasso (3 uscite) per art. 019 / L.120 x h.190 mm Wall plate with gaskets for concealed shower mixer (3 outlets) for art. 019 / L.120 x h.190 mm | CR CR/M | |
|  | ZPIA111 | Piastra 2 fori in acciaio inox con guarnizioni per art. 104-105-106 / L.250 x h.100 mm Two-hole stainless steel wall plate with gaskets for art. 104-105-106 / L.250 x h.100 mm | CR | |
|  | ZRAC002 | Raccordo 3/4" con tappo e OR per art. 161 3/4" connection with OR and plug for art. 161 | CR | |
|  | ZRAC004 | Raccordo 1/2" con OR per art. 168-168D 1/2" connection with OR for art. 168-168D | CR | |
|  | ZRAC071 | Raccordo conico con OR per doccia art. 179 Conical connection with OR for hand-shower art. 179 | CR | |
|  | ZSED015 | Sede per miscelatori a parete Wall mounted single lever mixer seat | CR | |



ZSET016 Set OR / anello tagliato per artt. 161-189-302
Kit of OR / cut ring for artt. 161-189-302

Finiture - Finishes **EUR**



ZSET065 Set Gaco/antifrizione per artt. 182T-303
Kit of joints for artt. 182T-303

Finiture - Finishes **EUR**



ZVIT001 Vitone dischi ceramici 90° dx per art. 090
1/4 clockwise turn ceramic disc valve for art. 090

Finiture - Finishes **EUR**



ZVIT092 Cartuccia deviatore (2 uscite) Ø32 mm per art. 018
Diverter cartridge (2 outlets) Ø32 mm for art. 018
ZVIT091 Cartuccia deviatore (3 uscite) Ø32 mm per art. 019
Diverter cartridge (3 outlets) Ø32 mm for art. 019

Finiture - Finishes **EUR**

duemila

FIEREZZA

La serie DUEMILA con la sua linea un po' panciuta ma slanciata e fiera rappresenta uno dei primi esempi dell'evoluzione del miscelatore dalle forme più tradizionali a delle linee più moderne e stilizzate.

La bellezza della sua fisicità si unisce perfettamente alla sua praticità di utilizzo, soprattutto negli ambienti dove l'estetica deve supportare la funzionalità del rubinetto.

La gamma si completa di numerosi articoli per l'ambiente cucina, disponibili nella classica finitura cromata.

PRIDE

DUEMILA series, with its pot-bellied but slender and fair proud, is one of the first examples of the evolution of the mixer from the most traditional to the most modern and stylized lines.

The beauty of its lines joins perfectly to its simple use, especially where aesthetics must support the functionality of the faucet. The range is completed with numerous items for the kitchen environment, available in the classic chrome finish.

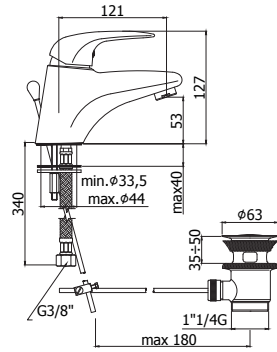


FINITURE | FINISHES

La serie **DUEMILA** è disponibile nelle seguenti finiture:
DUEMILA range is available in the following finishes:

CR cromato
chrome plated

duemila

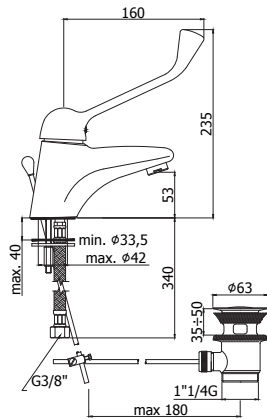


- Miscelatore lavabo completo di:
- aeratore M24x1
 - set 2 flessibili inox 3/8"G
- Wash basin mixer complete with:
- aerator M24x1
 - set of 2 stainless steel hoses 3/8"G

DU 071 . . **Finiture - Finishes** **EUR**
 senza scarico **CR**
 without pop up waste

DU 075 . . **CR**
 con scarico automatico 1"1/4G
 with 1"1/4G pop up waste

DU 070 . . **CR**
 con scarico automatico 1"G
 with 1"G pop up waste

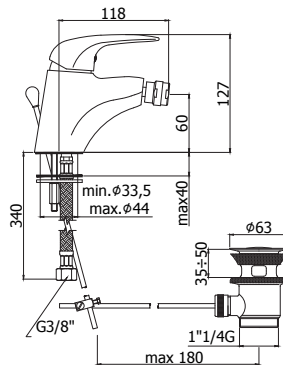


- Miscelatore lavabo con leva clinica completo di:
- aeratore M24x1
 - set 2 flessibili inox 3/8"G
- Wash basin mixer with clinical lever complete with:
- aerator M24x1
 - set of 2 stainless steel hoses 3/8"G

DU 301 . . **Finiture - Finishes** **EUR**
 senza scarico **CR**
 without pop up waste

DU 305 . . **CR**
 con scarico automatico 1"1/4G
 with 1"1/4G pop up waste

DU 300 . . **CR**
 con scarico automatico 1"G
 with 1"G pop up waste

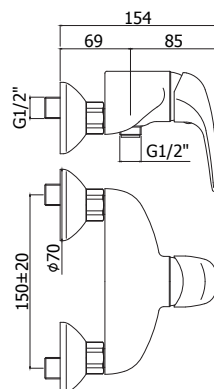


- Miscelatore bidet completo di:
- con snodo e aeratore M24x1
 - set 2 flessibili inox 3/8"G
- Bidet mixer complete with:
- with swivel joint and aerator M24x1
 - set of 2 stainless steel hoses 3/8"G

DU 131 . . **Finiture - Finishes** **EUR**
 senza scarico **CR**
 without pop up waste

DU 135 . . **CR**
 con scarico automatico 1"1/4G
 with 1"1/4G pop up waste

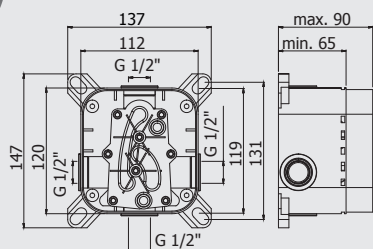

DU 130 . . **CR**
 con scarico automatico 1"G
 with 1"G pop up waste



- Miscelatore doccia completo di:
- set 2 eccentrici 1/2"x3/4"G e rosoni
- Shower mixer complete with:
- set of 2 S-wall-unions 1/2"x3/4"G and wall-plates

DU 168 . . **Finiture - Finishes** **EUR**
 senza set doccia **CR**
 con attacco inferiore 1/2"G
 without shower set
 with 1/2"G lower connection

DU 168D . . **CR**
 con supporto a muro snodato normale
 con doccia Trieste Bis e flessibile
 with standard swivelling wall bracket
 with Trieste Bis hand-shower and flexible hose



⚠ PIASTRA METALLO - METAL PLATE
min.77mm - max 90 mm

Set incasso universale per miscelatori doccia completo di:

- corpo incasso
- box

Universal concealed Box for mixers complete with:

- concealed body
- box

PBOX 001

Finiture - Finishes

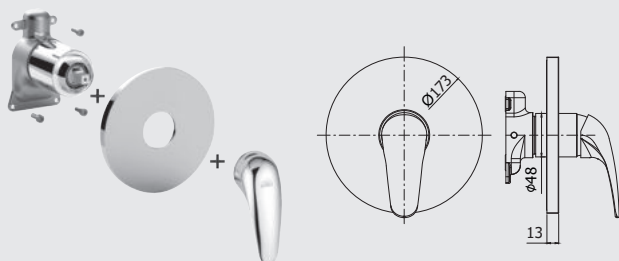
EUR

senza set esterno

without external set

*Da abbinare solo con DU BOX010 - DU BOX015

*To be completed only with DU BOX010 - DU BOX015



Set esterno miscelatore incasso doccia (1 uscita) completo di:

- corpo miscelatore
- piastra in ABS Ø173mm e leva

External set for concealed shower mixer (1 outlet) complete with:

- mixer body
- ABS wall plate Ø173 mm and lever

DU BOX010 . .

Finiture - Finishes

EUR

senza deviatore

CR

without diverter

*Da abbinare solo con PBOX 001

*To be completed only with PBOX 001

ZPRO BOX010 . .

Prolunga per art. BOX010

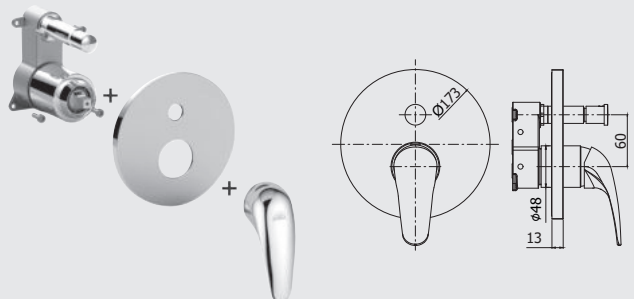
- H30mm

Extension for art. BOX010

- H30mm



CR



Set esterno miscelatore incasso doccia (2 uscite) completo di:

- corpo miscelatore
- piastra in ABS Ø173mm e leva

External set for concealed shower mixer (2 outlets) complete with:

- mixer body
- ABS wall plate Ø173 mm and lever

DU BOX015 . .

Finiture - Finishes

EUR

con deviatore a pulsante

CR

with push diverter

*Da abbinare solo con PBOX 001

*To be completed only with PBOX 001

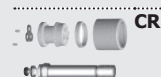
ZPRO BOX015 . .

Prolunga con deviatore per art. BOX015

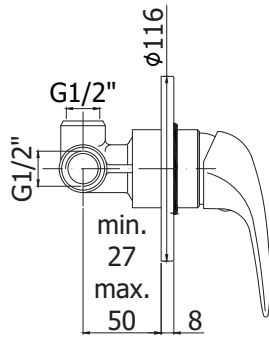
- H30mm

Extension with diverter for art. BOX015

- H30mm



CR



* Per set incasso/esterno separati (v. capitolo Incassi Projects)

* For concealed/external set divided (see Concealed mixer Projects chapter)

- Miscelatore incasso doccia (1 uscita) completo di:
- piastra in metallo Ø116mm
 - attacchi 1/2"G
- Concealed shower mixer (1 outlet) complete with:
- metal wall plate Ø116mm
 - 1/2"G connections

DU 010 . . **Finiture - Finishes** **EUR**
 senza deviatore **CR**
 without diverter

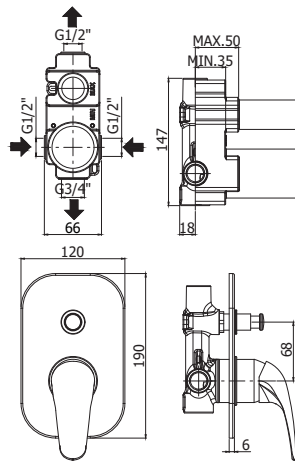
ZPRO 002 . .

- Prolunga per art. 010
- H41mm
- Extension for art. 010
- H41mm



- Miscelatore incasso doccia (2 uscite) completo di:
- piastra in metallo 120x190mm
 - attacchi calda/fredda e superiore 1/2"G - attacco inferiore 3/4"G
- Concealed shower mixer (2 outlets) complete with:
- metal wall plate 120x190 mm
 - 1/2"G hot/cold and upper connections - 3/4"G lower connection

DU 015 . . **Finiture - Finishes** **EUR**
 con deviatore a pulsante **CR**
 with push diverter



* Per set incasso/esterno separati (v. capitolo Incassi Projects)

* For concealed/external set divided (see Concealed mixer Projects chapter)

ZPRO 014 . .

- Prolunga con deviatore per art. 015
- H30mm
- Extension with diverter for art. 015
- H30mm

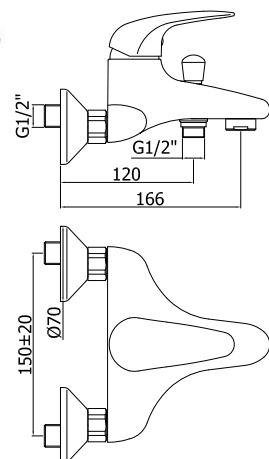


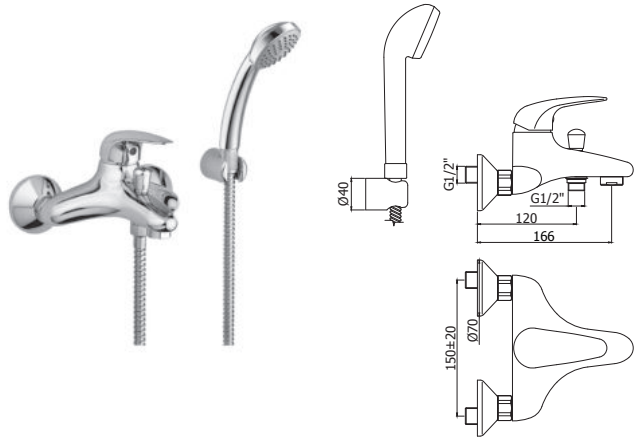
- Miscelatore vasca/doccia con deviatore completo di:
- aeratore M28x1
 - set 2 eccentrici 1/2"x3/4"G e rosoni
- Bath/shower mixer with diverter complete with:
- aerator M28x1
 - set of 2 S-wall-unions 1/2"x3/4"G and wall-plates

DU 022 . . **Finiture - Finishes** **EUR**
 senza set doccia **CR**
 without shower set

DU 023 . . **CR**
 con supporto a muro snodato normale
 • con doccia e flessibile
 with standard swivelling wall bracket
 • with hand-shower and flexible hose

DU 024 . . **CR**
 con supporto a muro snodato Smart
 • con doccia e flessibile
 with Smart wall bracket
 • with hand-shower and flexible hose





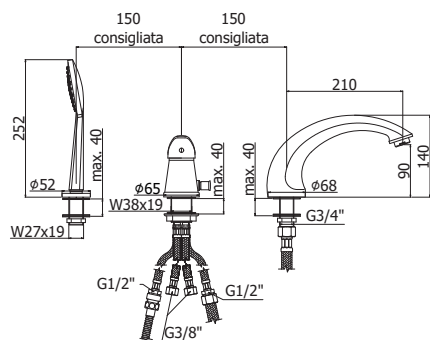
Miscelatore vasca/doccia con deviatore completo di:
 • aeratore M28x1
 • set 2 eccentrici 1/2"x3/4"G e rosoni
 Bath/shower mixer with diverter complete with:
 • aerator M28x1
 • set of 2 5-wall-unions 1/2"x3/4"G and wall-plates

DU 026 . . . **Finiture - Finishes** **EUR**
 con supporto a muro fisso in ABS **CR**
 • con doccia e flessibile
 with ABS fixed wall bracket
 • with hand-shower and flexible hose

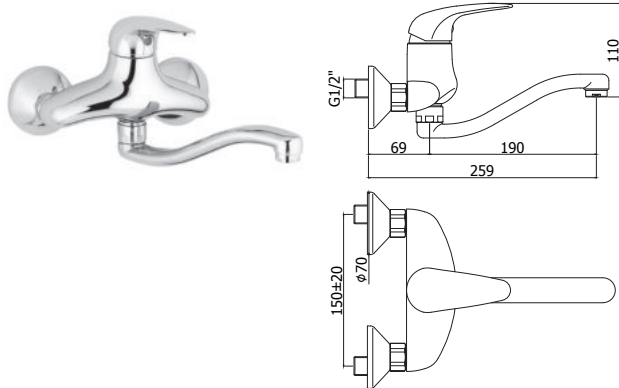


Miscelatore bordo vasca con deviatore completo di:
 • set 5 flex inox per miscelatore
 • doccia Giada e flessibile con piombo
 Deck mounted mixer with diverter complete with:
 • set of 5 stainless steel hoses for mixer
 • Giada hand-shower and flexible hose with weight

DU 040 . . . **Finiture - Finishes** **EUR**
 con bocca e aeratore M28x1 (3 fori) **CR**
 with spout and aerator M28x1 (3 holes)



DU 041 . . . **Finiture - Finishes** **EUR**
 senza bocca erogazione (2 fori) **CR**
 without spout (2 holes)

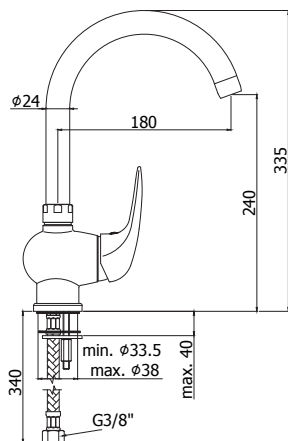


Miscelatore lavello a muro completo di:
 • aeratore M24x1
 • attacchi 1/2"G
 Wall sink mixer complete with:
 • aerator M24x1
 • 1/2"G connections

DU 159 . . . **Finiture - Finishes** **EUR**
 con canna tubo diritta orientabile - **CR**
 l.200mm
 with swivel tube straight spout -
 l.200mm

DU 161 . . . **Finiture - Finishes** **EUR**
 con canna tubo serpente orientabile - **CR**
 l.190mm
 with swivel tube snake spout - l.190mm

duemila



Miscelatore lavello monoforo completo di:

- aeratore M22x1F
- set 2 flessibili inox 3/8"G

One-hole sink mixer complete with:

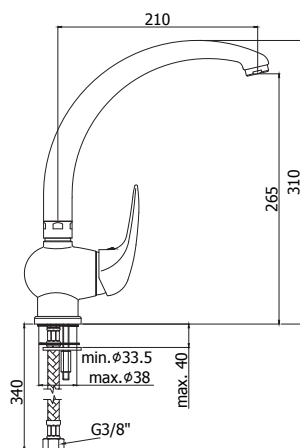
- aerator M22x1F
- set of 2 stainless steel hoses 3/8"G

DU 180 . .

con canna orientabile
with swivelling spout

Finiture - Finishes
CR

EUR



Miscelatore lavello monoforo con canna orientabile completo di:

- aeratore M24x1
- set 2 flessibili inox 3/8"G

One-hole sink mixer with swivelling spout complete with:

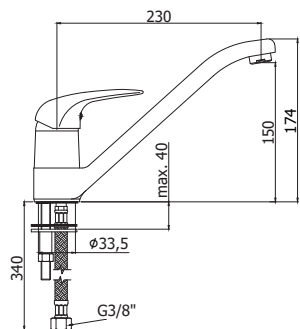
- aerator M24x1
- set of 2 stainless steel hoses 3/8"G

DU 181 . .

con canna tubo
with tube spout

Finiture - Finishes
CR

EUR



Miscelatore lavello monoforo con canna orientabile completo di:

- aeratore M24x1
- set 2 flessibili inox 3/8"G

One-hole sink mixer with swivelling spout complete with:

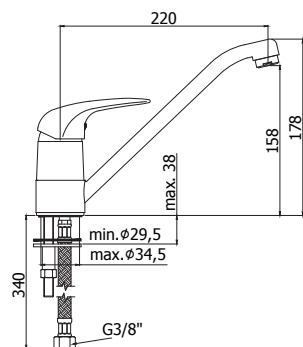
- aerator M24x1
- set of 2 stainless steel hoses 3/8"G

DU 182 . .

con canna fusa
with cast spout

Finiture - Finishes
CR

EUR



Miscelatore lavello monoforo con canna orientabile completo di:

- aeratore M24x1
- set 2 flessibili inox 3/8" G

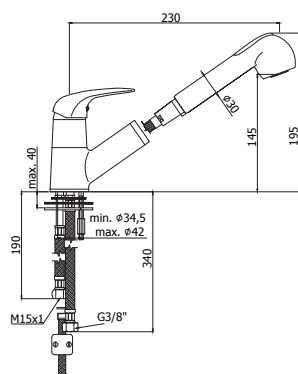
One-hole sink mixer with swivelling spout complete with:

- aerator M24x1
- set of 2 stainless steel hoses 3/8" G

DU 182T . .
con canna tubo
with tube spout

Finiture - Finishes
CR

EUR



Miscelatore lavello monoforo con canna orientabile completo di:

- set 2 flessibili inox 3/8" G
- 1 flessibile inox M15x1
- 1 flessibile nylon 1/2" G x M15x1 L.1500mm con piombo

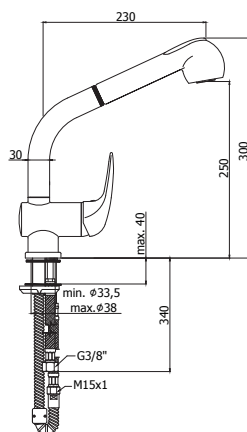
One-hole sink mixer with swivelling spout complete with:

- set of 2 stainless steel hoses 3/8" G
- 1 stainless steel hose M15x1
- 1/2"-M15x1 / L.1500mm nylon hose with weight

DU 183 . .
con doccia estraibile (2 getti) in ABS
with (two-spray) ABS pull out hand-
shower

Finiture - Finishes
CR

EUR



Miscelatore lavello monoforo con canna orientabile completo di:

- set 2 flessibili inox 3/8" G
- 1 flessibile inox M15x1
- 1 flessibile nylon 1/2" G x M15x1 L.1500mm con piombo

One-hole sink mixer with swivelling spout complete with:

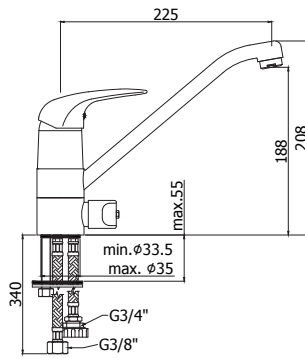
- set of 2 stainless steel hoses 3/8" G
- 1 stainless steel hose M15x1
- 1/2"-M15x1 / L.1500mm nylon hose with weight

DU 185 . .
con doccia estraibile (2 getti) in ABS
with (two-spray) ABS pull out hand-
shower

Finiture - Finishes
CR

EUR

duemila



Miscelatore lavello monoforo con canna orientabile completo di:

- aeratore M24x1
- set 2 flessibili inox 3/8"G
- 1 flessibile inox 3/4"G

One-hole sink mixer with swivelling spout complete with:

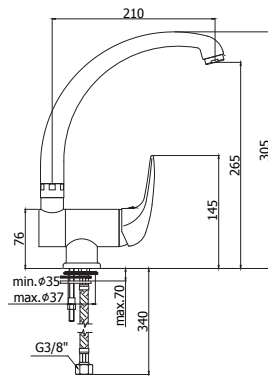
- aerator M24x1
- set of 2 stainless steel hoses 3/8"G
- 1 stainless steel hose 3/4"G

DU 184 . .

con attacco lavastoviglie
with dishwasher machine connection

Finiture - Finishes
CR

EUR



Miscelatore lavello monoforo con canna orientabile completo di:

- aeratore M24x1
- set 2 flessibili inox 3/8"G

One-hole sink mixer with swivelling spout complete with:

- aerator M24x1
- set of 2 stainless steel hoses 3/8"G

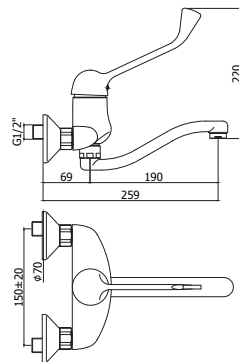
DU 189 . .

con canna reclinabile
76mm

with reclining spout
• minimum height for windows opening
76mm

Finiture - Finishes
CR

EUR



Miscelatore lavello a muro con leva clinica completo di:

- aeratore M24x1
- attacchi 1/2"G

Wall sink mixer with clinical lever complete with:

- aerator M24x1
- 1/2"G connections

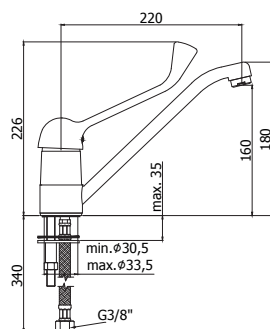
DU 302 . .

con canna tubo serpente orientabile -
l.190mm

with swivel tube snake spout - l.190mm

Finiture - Finishes
CR

EUR



Miscelatore lavello monoforo con leva clinica completo di:

- aeratore M24x1
- set 2 flessibili inox 3/8"G

One-hole sink mixer with clinical lever complete with:

- aerator M24x1
- set of 2 stainless steel hoses 3/8"G

DU 303 . .

con canna tubo
with tube spout

Finiture - Finishes
CR

EUR

Finiture - Finishes **EUR**



ZA91100R Cartuccia Ø 40 mm con distributore con regolazione per artt. 022-023-024-026-070-071-075-130-131-135-159-161-168-168D-300-301-302-305
Cartridge Ø 40 mm with distributor with regulation for artt. 022-023-024-026-070-071-075-130-131-135-159-161-168-168D-300-301-302-305

Finiture - Finishes **EUR**



ZA91102R Cartuccia completa Ø 40 mm senza distributore con regolazione per artt.010-015-040-041-182-182T-183-184-303-BOX010-015
Complete cartridge Ø 40 mm without distributor with regulation for artt.010-015-040-041-182-182T-183-184-303-BOX010-015
ZA91150 Cartuccia completa Ø 40 mm senza distributore per artt. 180-181-185-189
Complete cartridge Ø 40 mm without distributor for artt. 180-181-185-189

Finiture - Finishes **EUR**



ZACC146 Valvolina antiritorno Ø15 mm per artt. 168 - ZDEV034..V
Check-valve Ø15 mm for artt. 168 - ZDEV034..V
ZACC232 Valvolina antiritorno Ø14 mm per art. ZDOC002
Check-valve Ø14 mm for art. ZDOC002

Finiture - Finishes **EUR**



ZAER001 Aeratore Ø22x1F per art. 180
Aerator Ø22x1F for art. 180
ZAER002 Aeratore Ø24x1M per artt. 070-071-075-130-131-135-159-161-181-182-182T-184-300-301-302-303-305
Aerator Ø24x1M for artt. 070-071-075-130-131-135-159-161-181-182-182T-184-300-301-302-303-305
ZAER003 Aeratore Ø28x1M per artt. 022-023-024-026-040
Aerator Ø28x1M for artt. 022-023-024-026-040

Finiture - Finishes **EUR**



ZAER006 Snodo con aeratore Ø 24x1M per artt. 130-131-135
Joint with aerator Ø 24x1M for artt. 130-131-135

Finiture - Finishes **EUR**



ZAST002 Asta Ø4mm + pomolo + snodino + OR per artt. 070-075-130-135-300-305
Rod Ø4mm + knob + articulation + OR for artt. 070-075-130-135-300-305
ZAST023 Snodo in ABS per asta scarico
ABS articulation for rod connection

Finiture - Finishes **EUR**




ZBAS005 Basetta ottone con OR per miscelatore bordo vasca artt. 040-041
Brass base with OR for deck mounted bath mixer artt. 040-041

Finiture - Finishes **EUR**



ZBAS006 Basetta ottone con OR per art. 183
Brass base with OR for art. 183


| | | |
|--|---|---|
| | <p>ZBAS039 Basetta ottone con OR per art. 185 Brass base with OR for art. 185</p> | <p>Finiture - Finishes EUR CR</p> |
| | <p>ZBAS076..SC Base + fissaggio per doccia per artt. 040-041 Ring + elbow tube + fixing set for pull out hand-shower artt. 040-041 ZFIS122 Fissaggio per base doccia art. 040 Fixing kit for base for shower art. 040</p> | <p>Finiture - Finishes EUR CR</p> |
| | <p>ZBOC016 Bocca bordo vasca pesante, con fissaggio e aeratore per art. 040 Spout complete with aerator and fixing set for art. 040</p> | <p>Finiture - Finishes EUR CR</p> |
| | <p>ZCAL003 Calotta 3/4" per miscelatori a parete 3/4" nut for wall mixers</p> | <p>Finiture - Finishes EUR CR</p> |
| | <p>ZCANA005 Canna tubo alta, interasse 210mm, con aeratore, per artt. 181-189 Complete tube spout with aerator for artt. 181-189, distance between centres 210mm</p> | <p>Finiture - Finishes EUR CR</p> |
| | <p>ZCANA022 Canna tubo serpente interasse 190 mm con aeratore per art. 161 Tube spout with aerator for art. 161, distance between centres 190 mm</p> | <p>Finiture - Finishes EUR CR</p> |
| | <p>ZCANA023 Canna tubo dritta interasse 200 mm, con aeratore, per art. 159 Straight tube spout with aerator for art. 159, distance between centres 200 mm</p> | <p>Finiture - Finishes EUR CR</p> |
| | <p>ZCANA047 Canna tubo ombrello Ø 24 mm interasse 180 mm, con aeratore, per art. 180 Complete tube spout Ø 24 mm with aerator for art. 180, distance between centres 180 mm</p> | <p>Finiture - Finishes EUR CR</p> |

| | | |
|---|---|--|
|  | <p>ZCAP009 Cappuccio sottoleva in metallo per artt. DUEMILA Metal underlever cover for artt. DUEMILA</p> <p>ZCAP012 Cappuccio sottoleva in metallo per art. 015 Metal underlever cover for art. 015</p> <p>ZCAP053 Cappuccio sottoleva in metallo per art. 189 Metal underlever cover for art. 189</p> <p>ZCAP029 Cappuccio sottoleva in ABS per artt. DUEMILA / BOX010-015 ABS underlever cover for artt. DUEMILA / BOX010-015</p> | <p>Finiture - Finishes EUR</p> <p>CR</p> <p>CR</p> <p>CR</p> <p>CR</p> |
|  | <p>ZDEV007 Deviatore completo per miscelatore bordo vasca artt. 040-041 Diverter for deck mounted bath mixer artt. 040-041</p> | <p>Finiture - Finishes EUR</p> <p>CR</p> |
|  | <p>ZDEV034..V Deviatore con valvolina antiritorno per miscelatore vasca esterno per artt. 022-023-024-026 Diverter with check-valve for bath/shower mixer for artt. 022-023-024-026</p> | <p>Finiture - Finishes EUR</p> <p>CR</p> |
|  | <p>ZDEV048 Deviatore completo per miscelatore incasso art. 015 Diverter for concealed mixer art. 015</p> | <p>Finiture - Finishes EUR</p> <p>CR</p> |
|  | <p>ZDEV100 Deviatore completo per art. BOX015 Complete diverter for art. BOX015</p> | <p>Finiture - Finishes EUR</p> <p>CR</p> |
|  | <p>ZDOC002 Doccia (2 getti) in ABS con valvolina antiritorno per artt. 183-185 ABS hand-shower (two spray-functions) with check-valve for artt. 183-185</p> | <p>Finiture - Finishes EUR</p> <p>CR</p> |
|  | <p>ZDOC081 Doccia Trieste Bis (monogetto) in ABS per artt. 023-024-026-168D Trieste Bis ABS hand-shower (single spray) for artt. 023-024-026-168D</p> | <p>Finiture - Finishes EUR</p> <p>CR</p> |
|  | <p>ZECC002 Eccentrico con rosone 1/2"x 3/4" per miscelatori a parete Adjustable centre 1/2"x 3/4" for wall mounted mixers</p> | <p>Finiture - Finishes EUR</p> <p>CR</p> |



- ZFIS002** Set fissaggio con basetta per artt. 180-181
Fixing set with base for artt. 180-181
- ZFIS007** Set fissaggio per art. 183
Fixing set for art. 183
- ZFIS032** Set fissaggio per artt. 182-182T-303
Fixing set for artt. 182-182T-303
- ZFIS036** Set fissaggio per artt. 070-071-075-130-131-135-300-301-305
Fixing set for artt. 070-071-075-130-131-135-300-301-305
- ZFIS054** Set fissaggio per art. 184
Fixing set for art. 184
- ZFIS068** Set fissaggio per art. 185
Fixing set for art. 185
- ZFIS189** Set fissaggio per art. 189
Fixing set for art. 189

Finiture - Finishes **EUR**
CR



- ZFIS028** Set fissaggio per miscelatore bordo vasca artt. 040-041
Fixing set for mixer artt. 040-041

Finiture - Finishes **EUR**



- ZFIS051** Fissaggio 3/4 per bocca bordo vasca art. 040
3/4 Fixing kit for spout art. 040

Finiture - Finishes **EUR**



- ZFLO001** Flessibile 150 cm doppia aggraffatura e calotta conica per artt. 023-024-026-168D
Flexible hose 150 cm double interlock and conical nut for artt. 023-024-026-168D

Finiture - Finishes **EUR**
CR



- ZFLO011** Flessibile nylon grigio 150 cm 1/2" x M15x1 con peso ecologico per artt. 183-185
Nylon flexible hose 150 cm 1/2"x M15x1 with weight for artt. 183-185

Finiture - Finishes **EUR**
CR



- ZFLX001** Set 2 flex inox M10x1 F3/8 x cm. 35 con guarnizioni per artt. 070-071-075-130-131-135-180-181-182-182T-184-189-300-301-303-305
Set of 2 stainless steel hoses M10x1 F3/8 x cm. 35 with gaskets for artt. 070-071-075-130-131-135-180-181-182-182T-184-189-300-301-303-305
- ZFLX006** Set 3 flex inox per art. 185
Set of 3 stainless steel hoses for art. 185
- ZFLX021** Set 3 flex inox per art. 183
Set of 3 stainless steel hoses for art. 183
- ZFLX101** Set 2 flex inox SOFT PEX F3/8 450 mm per art. 189
Set of 2 F3/8 stainless steel hoses 450 mm SOFT PEX for art. 189

Finiture - Finishes **EUR**
CR

CR

CR

CRPX



- ZFLX086** Set 5 flex inox per miscelatore bordo vasca art. 040
Set of 5 stainless steel hoses for art. 040

Finiture - Finishes **EUR**
CR

Finiture - Finishes **EUR**



ZGHI001 Ghiera ferma cartuccia Ø 40 mm per artt. DUEMILA
 Ø 40 mm cartridge fastening ring nut for artt. DUEMILA
ZGHI008 Ghiera ferma cartuccia per art. 189
 Cartridge fastening ring nut for art. 189

Finiture - Finishes **EUR**
CR



ZLEV043 Leva clinica DUEMILA per artt. 300-301-302-303-305
 DUEMILA clinical lever for artt. 300-301-302-303-305

Finiture - Finishes **EUR**
CR



ZLEV044 Leva completa per artt.010-015-018-019-022-023-024-026-040-041-070-071-075-130-131-135-159-161-168-168D-182-182T-183-184-300-301-302-303-305/
 BOX010-015
 Complete lever for artt.010-015-018-019-022-023-024-026-040-041-070-071-075-130-131-135-159-161-168-168D-182-182T-183-184-300-301-302-303-305/
 BOX010-015
ZLEV199 Leva completa rovesciata per artt. 180-181-185-189
 Reverse lever for artt. 180-181-185-189

CR

Finiture - Finishes **EUR**
CR



ZPIA002 Piastra 2 fori con guarnizioni per art. 015 / L.120 x h.190 mm
 Two-hole wall plate with gaskets for art. 015 / L.120 x h.190 mm

Finiture - Finishes **EUR**
CR



ZPIA006 Piastra 1 foro con guarnizione per art. 010 / Ø116 mm
 One-hole wall plate with gasket for art. 010 / Ø116 mm

Finiture - Finishes **EUR**
CR



ZPIA072 Piastra tonda in ABS 1 foro con OR per art. BOX010 / Ø173 mm
 ABS round one-hole wall plate with OR for art. BOX010 / Ø173mm

Finiture - Finishes **EUR**
CR



ZPIA074 Piastra tonda in ABS 2 fori con OR per art. BOX015 / Ø173 mm
 ABS round two-hole wall plate with OR for art. BOX015 / Ø173mm

Finiture - Finishes **EUR**
CR



ZRAC002 Raccordo canna per artt. 159-161-180-181-302
 Spout connection for artt. 159-161-180-181-302



ZRAC129 Raccordo canna per art.189
Spout connection for art. 189

Finiture - Finishes EUR
CR



ZSED001 Sede per miscelatori a parete
Wall mounted single lever mixer seat

Finiture - Finishes EUR
CR



ZSET002 Set Gaco/antifrizione per artt. 182-182T-184-303
Kit of joints for artt. 182-182T-184-303

Finiture - Finishes EUR



ZSET016 Set OR / anello tagliato per artt. 159-161-181-180-302
Kit of OR / cut ring for artt. 159-161-181-180-302

Finiture - Finishes EUR



ZSET072 Set guarnizioni + molla per art. 189
Kit of gaskets + spring for art. 189

Finiture - Finishes EUR

nettuno due

MORBIDEZZA

Nata inizialmente come restyling della serie NETTUNO, la serie NETTUNO DUE si è imposta nel tempo come elemento a se stante, in grado di esprimere una propria personalità grazie alla piacevolezza delle sue forme morbide ed essenziali unite ad una grande praticità di utilizzo.

La serie inoltre si caratterizza per un'ampia gamma di articoli che la completano tecnicamente sia nella linea bagno che cucina.

SOFTNESS

Initially created as a restyling design of the NETTUNO series, NETTUNO DUE has established its position over the years, expressing its own personality thanks to the pleasantness of its soft and essential forms together with an extremely easiness to use.

The series has also a wide range of items both for kitchen that for bathroom.



FINITURE | FINISHES

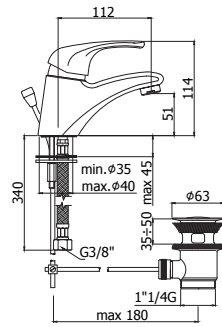
La serie **NETTUNO DUE** è disponibile nelle seguenti finiture:
NETTUNO DUE range is available in the following finishes:

- CR** cromato
chrome plated
- CO** cromo + gold finish
chrome + gold finish
- CC** finitura colore + cromo (**bianco e nero**)
colour + chrome finish (**black and white**)
- CG** finitura colore + gold finish (**bianco e nero**)
colour + gold finish (**black and white**)
- TF** finitura terra di francia + cromo
terre de france + chrome finish

Solo per artt. 161-180-181-182-182T-183-184-185-189-195-196-197:
 Artt. 161-180-181-182-182T-183-184-185-189-195-196-197 only

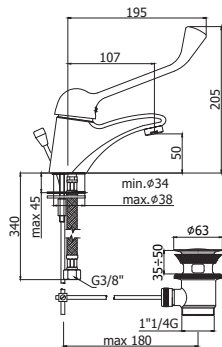


nettuno due



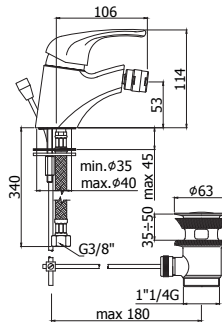
- Miscelatore lavabo completo di:
- aeratore M24x1
 - set 2 flessibili inox 3/8"G
- Wash basin mixer complete with:
- aerator M24x1
 - set of 2 stainless steel hoses 3/8"G

| | Finiture - Finishes | EUR |
|-------------------------------|---------------------|-----|
| ND 070 . . | | |
| con scarico automatico 1"G | CR | |
| with 1"G pop up waste | CO | |
| ND 071 . . | | |
| senza scarico | CR | |
| without pop up waste | CO | |
| | CC | |
| | CG | |
| ND 075 . . | | |
| con scarico automatico 1"1/4G | CR | |
| with 1"1/4G pop up waste | CO | |
| | CC | |
| | CG | |



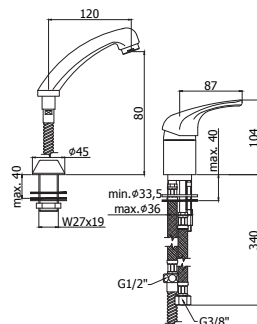
- Miscelatore lavabo con leva clinica completo di:
- aeratore M24x1
 - set 2 flessibili inox 3/8"G
- Wash basin mixer with clinical lever complete with:
- aerator M24x1
 - set of 2 stainless steel hoses 3/8"G

| | Finiture - Finishes | EUR |
|-------------------------------|---------------------|-----|
| ND 301 . . | | |
| senza scarico | CR | |
| without pop up waste | | |
| ND 305 . . | | |
| con scarico automatico 1"1/4G | CR | |
| with 1"1/4G pop up waste | | |



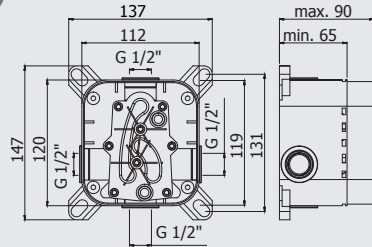

- Miscelatore bidet completo di:
- con snodo e aeratore M24x1
 - set 2 flessibili inox 3/8"G
- Bidet mixer complete with:
- with swivel joint and aerator M24x1
 - set of 2 stainless steel hoses 3/8"G

| | Finiture - Finishes | EUR |
|-------------------------------|---------------------|-----|
| ND 130 . . | | |
| con scarico automatico 1"G | CR | |
| with 1"G pop up waste | CO | |
| ND 131 . . | | |
| senza scarico | CR | |
| without pop up waste | CO | |
| | CC | |
| | CG | |
| ND 135 . . | | |
| con scarico automatico 1"1/4G | CR | |
| with 1"1/4G pop up waste | CO | |
| | CC | |
| | CG | |



- Miscelatore parrucchiere completo di:
- 1 flessibile nylon 1/2"G x M15x1 L.1500mm con piombo
 - set 3 flessibili inox 3/8"G
- Hairdresser mixer complete with:
- 1/2"-M15x1 / L.1500mm nylon hose with weight
 - set of 3 stainless steel hoses 3/8"G

| | Finiture - Finishes | EUR |
|--|---------------------|-----|
| ND 087 . . | | |
| con doccetta estraibile (monogetto) | CR | |
| with (single spray) pull out hand-shower | | |



⚠ PIASTRA METALLO - METAL PLATE
min. 77mm - max 90 mm

Set incasso universale per miscelatori doccia completo di:

- corpo incasso
- box

Universal concealed Box for mixers complete with:

- concealed body
- box

PBOX 001

Finiture - Finishes

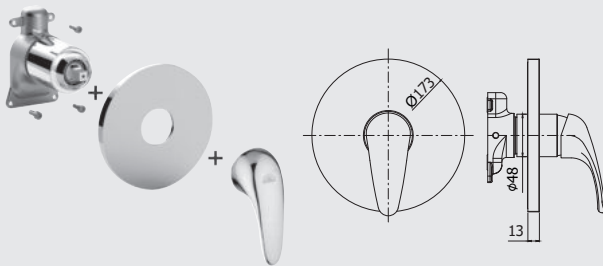
EUR

senza set esterno

without external set

*Da abbinare solo con ND BOX010 - ND BOX015

*To be completed only with ND BOX010 - ND BOX015



Set esterno miscelatore incasso doccia (1 uscita) completo di:

- corpo miscelatore
- piastra in ABS Ø173mm e leva

External set for concealed shower mixer (1 outlet) complete with:

- mixer body
- ABS wall plate Ø173 mm and lever

ND BOX010 . .

Finiture - Finishes

EUR

senza deviatore

CR

without diverter

*Da abbinare solo con PBOX 001

*To be completed only with PBOX 001

ZPRO BOX010 . .

Prolunga per art. BOX010

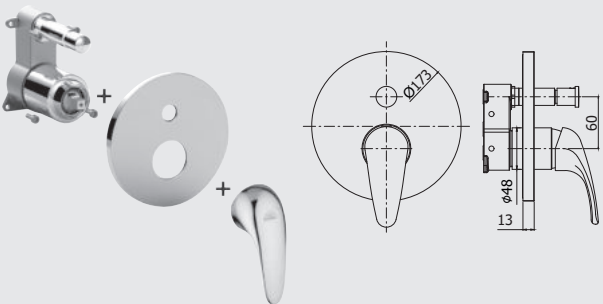
- H30mm

Extension for art. BOX010

- H30mm



CR



Set esterno miscelatore incasso doccia (2 uscite) completo di:

- corpo miscelatore
- piastra in ABS Ø173mm e leva

External set for concealed shower mixer (2 outlets) complete with:

- mixer body
- ABS wall plate Ø173 mm and lever

ND BOX015 . .

Finiture - Finishes

EUR

con deviatore a pulsante

CR

with push diverter

*Da abbinare solo con PBOX 001

*To be completed only with PBOX 001

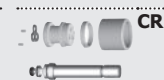
ZPRO BOX015 . .

Prolunga con deviatore per art. BOX015

- H30mm

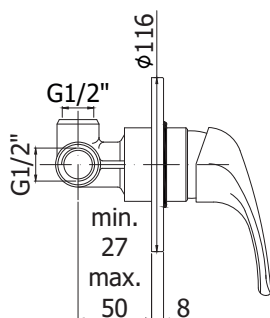
Extension with diverter for art. BOX015

- H30mm



CR

nettuno due



* Per set incasso/esterno separati (v. capitolo Incassi Projects)
 * For concealed/external set divided (see Concealed mixer Projects chapter)

Miscelatore incasso doccia (1 uscita) completo di:
 • piastra in metallo Ø116mm
 • attacchi 1/2" G
 Concealed shower mixer (1 outlet) complete with:
 • metal wall plate Ø116mm
 • 1/2" G connections

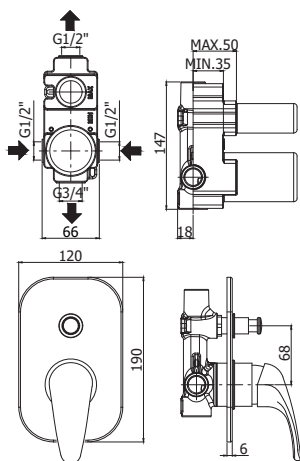
| ND 010 . . | Finiture - Finishes | EUR |
|------------------|---------------------|-----|
| senza deviatore | CR | |
| without diverter | CO | |
| | CC | |
| | CG | |

ZPRO 002 . .
 Prolunga per art. 010
 • H41mm
 Extension for art. 010
 • H41mm



CR

Miscelatore incasso doccia (2 uscite) completo di:
 • piastra in metallo 120x190mm
 • attacchi calda/fredda e superiore 1/2" G - attacco inferiore 3/4" G
 Concealed shower mixer (2 outlets) complete with:
 • metal wall plate 120x190 mm
 • 1/2" G hot/cold and upper connections - 3/4" G lower connection



* Per set incasso/esterno separati (v. capitolo Incassi Projects)
 * For concealed/external set divided (see Concealed mixer Projects chapter)

ND 015 . .
 con deviatore a pulsante
 with push diverter

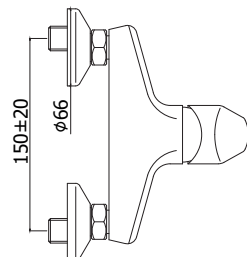
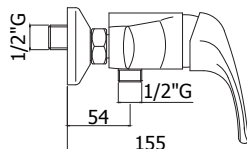
| ND 015 . . | Finiture - Finishes | EUR |
|--------------------------|---------------------|-----|
| con deviatore a pulsante | CR | |
| with push diverter | CO | |
| | CC | |
| | CG | |

ZPRO 014 . .
 Prolunga con deviatore per art. 015
 • H30mm
 Extension with diverter for art. 015
 • H30mm



CR

Miscelatore doccia completo di:
 • set 2 eccentrici 1/2"x3/4" G e rosoni
 Shower mixer complete with:
 • set of 2 S-wall-unions 1/2"x3/4" G and wall-plates

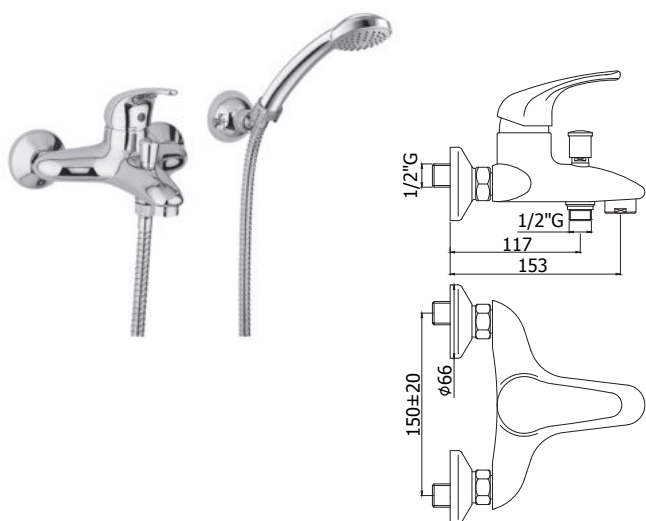


ND 168 . .
 senza set doccia
 • con attacco inferiore 1/2" G
 without shower set
 • with 1/2" G lower connection

| ND 168 . . | Finiture - Finishes | EUR |
|--------------------------------|---------------------|-----|
| senza set doccia | CR | |
| • con attacco inferiore 1/2" G | CO | |
| without shower set | CC | |
| • with 1/2" G lower connection | CG | |

ND 168D . .
 con supporto a muro snodato normale
 • con doccia Trieste Bis e flessibile
 with standard swivelling wall bracket
 • with Trieste Bis hand-shower and flexible hose

| ND 168D . . | Finiture - Finishes | EUR |
|--|---------------------|-----|
| con supporto a muro snodato normale | CR | |
| • con doccia Trieste Bis e flessibile | CO | |
| with standard swivelling wall bracket | CC | |
| • with Trieste Bis hand-shower and flexible hose | CG | |



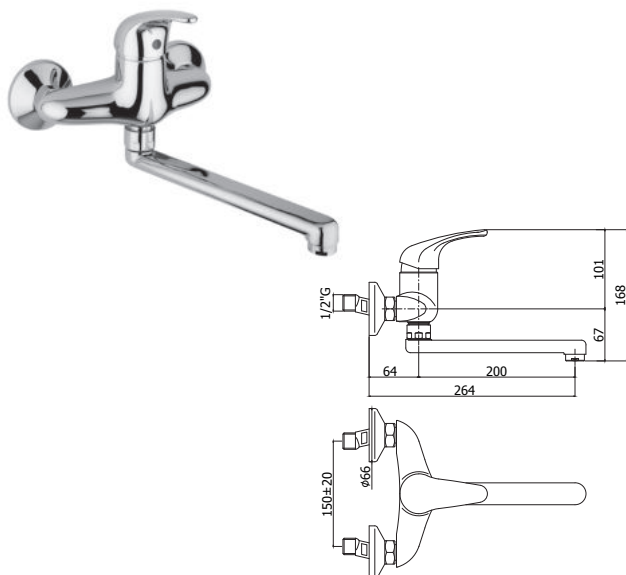
Miscelatore vasca/doccia con deviatore completo di:

- aeratore M28x1
 - set 2 eccentrici 1/2"x3/4"G e rosoni
- Bath/shower mixer with diverter complete with:
- aerator M28x1
 - set of 2 S-wall-unions 1/2"x3/4"G and wall-plates

ND 022 . . **Finiture - Finishes** **EUR**
 senza set doccia **CR**
 without shower set **CO**
CC
CG

ND 023 . . **CR**
 con supporto a muro snodato normale **CO**
 • con doccia e flessibile **CC**
 with standard swivelling wall bracket **CG**
 • with hand-shower and flexible hose

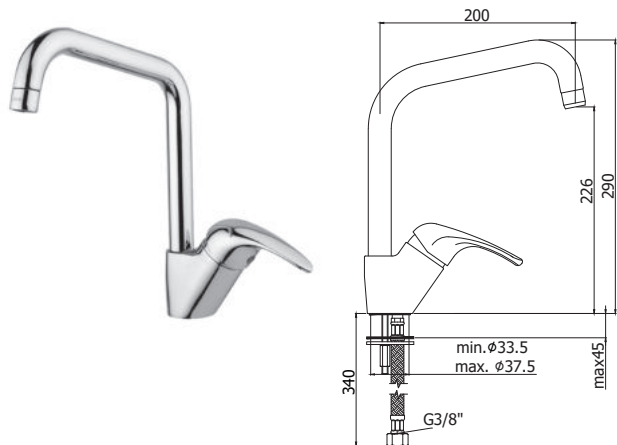
ND 026 . . **CR**
 con supporto a muro fisso in ABS **CO**
 • con doccia e flessibile **CC**
 with ABS fixed wall bracket **CG**
 • with hand-shower and flexible hose



Miscelatore lavello a muro completo di:

- aeratore M24x1
 - attacchi 1/2"G
- Wall sink mixer complete with:
- aerator M24x1
 - 1/2"G connections

ND 161 . . **Finiture - Finishes** **EUR**
 con canna tubo diritta orientabile - **CR**
 l.200mm **CO**
 with swivel tube straight spout - **CC**
 l.200mm **CG**
TF

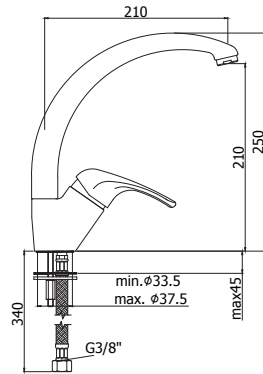


Miscelatore lavello monoforo completo di:

- aeratore M22x1F
 - set 2 flessibili inox 3/8"G
- One-hole sink mixer complete with:
- aerator M22x1F
 - set of 2 stainless steel hoses 3/8"G

ND 180 . . **Finiture - Finishes** **EUR**
 con canna orientabile **CR**
 with swivelling spout **CO**
CC
CG
TF

nettuno due



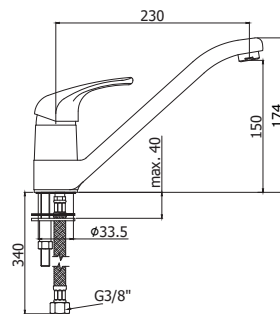
Miscelatore lavello monoforo con canna orientabile completo di:

- aeratore M24x1
- set 2 flessibili inox 3/8" G

One-hole sink mixer with swivelling spout complete with:

- aerator M24x1
- set of 2 stainless steel hoses 3/8" G

| ND 181 . . | Finiture - Finishes | EUR |
|-----------------|---------------------|-----|
| con canna tubo | CR | |
| with tube spout | CO | |
| | CC | |
| | CG | |
| | TF | |



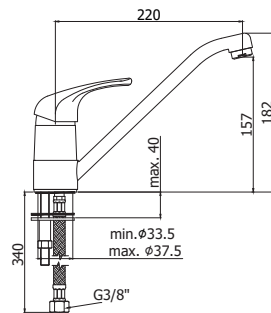
Miscelatore lavello monoforo con canna orientabile completo di:

- aeratore M24x1
- set 2 flessibili inox 3/8" G

One-hole sink mixer with swivelling spout complete with:

- aerator M24x1
- set of 2 stainless steel hoses 3/8" G

| ND 182 . . | Finiture - Finishes | EUR |
|-----------------|---------------------|-----|
| con canna fusa | CR | |
| with cast spout | CO | |
| | CC | |
| | CG | |
| | TF | |



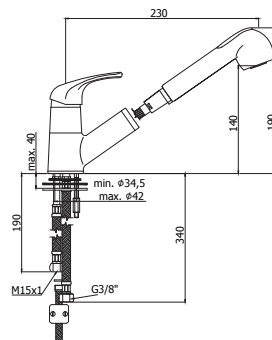
Miscelatore lavello monoforo con canna orientabile completo di:

- aeratore M24x1
- set 2 flessibili inox 3/8" G

One-hole sink mixer with swivelling spout complete with:

- aerator M24x1
- set of 2 stainless steel hoses 3/8" G

| ND 182T . . | Finiture - Finishes | EUR |
|-----------------|---------------------|-----|
| con canna tubo | CR | |
| with tube spout | | |



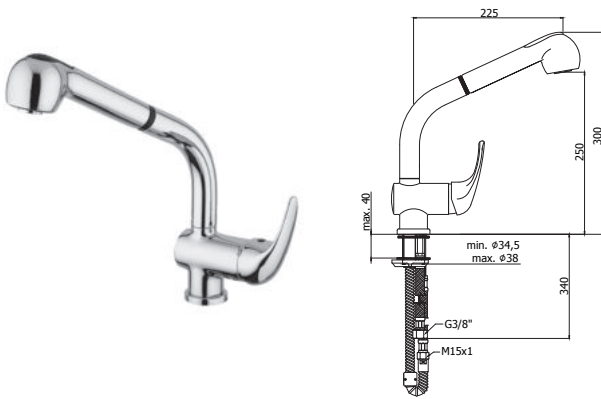
Miscelatore lavello monoforo con canna orientabile completo di:

- set 2 flessibili inox 3/8" G
- 1 flessibile inox M15x1
- 1 flessibile nylon 1/2" G x M15x1 L.1500mm con piombo

One-hole sink mixer with swivelling spout complete with:

- set of 2 stainless steel hoses 3/8" G
- 1 stainless steel hose M15x1
- 1/2"-M15x1 / L.1500mm nylon hose with weight

| ND 183 . . | Finiture - Finishes | EUR |
|---|---------------------|-----|
| con doccia estraibile (2 getti) in ABS | CR | |
| with (two-spray) ABS pull out hand-shower | CO | |
| | CC | |
| | CG | |
| | TF | |



Miscelatore lavello monoforo con canna orientabile completo di:

- set 2 flessibili inox 3/8" G
- 1 flessibile inox M15x1
- 1 flessibile nylon 1/2" G x M15x1 L.1500mm con piombo

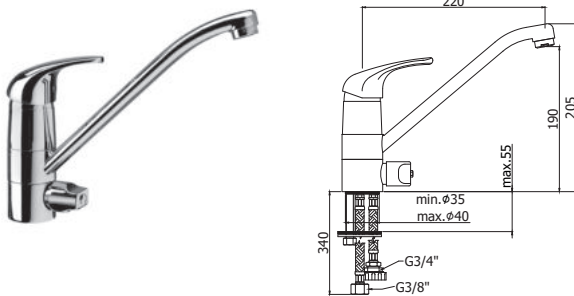
One-hole sink mixer with swivelling spout complete with:

- set of 2 stainless steel hoses 3/8" G
- 1 stainless steel hose M15x1
- 1/2"-M15x1 / L.1500mm nylon hose with weight

ND 185 . . **Finiture - Finishes** **EUR**

con doccia estraibile (2 getti) in ABS
with (two-spray) ABS pull out hand-shower

- CR**
- CO**
- CC**
- CG**
- TF**



Miscelatore lavello monoforo con canna orientabile completo di:

- aeratore M24x1
- set 2 flessibili inox 3/8" G
- 1 flessibile inox 3/4" G

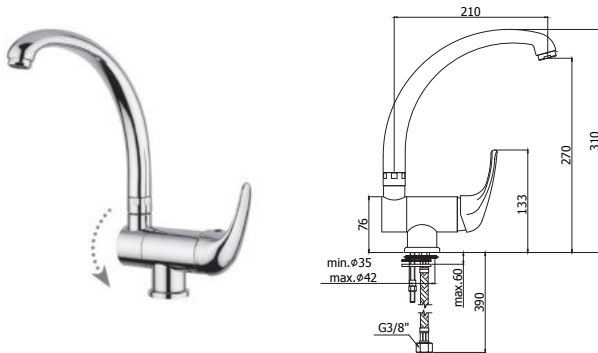
One-hole sink mixer with swivelling spout complete with:

- aerator M24x1
- set of 2 stainless steel hoses 3/8" G
- 1 stainless steel hose 3/4" G

ND 184 . . **Finiture - Finishes** **EUR**

con attacco lavastoviglie
with dishwasher machine connection

- CR**
- CO**
- CC**
- CG**
- TF**



Miscelatore lavello monoforo con canna orientabile completo di:

- aeratore M24x1
- set 2 flessibili inox 3/8" G

One-hole sink mixer with swivelling spout complete with:

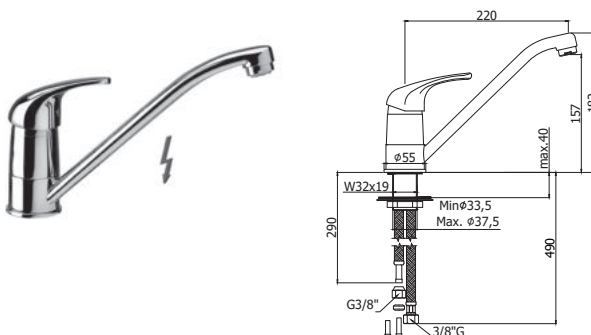
- aerator M24x1
- set of 2 stainless steel hoses 3/8" G

ND 189 . . **Finiture - Finishes** **EUR**

con canna reclinabile
• altezza minima per apertura finestra
76mm

with reclining spout
• minimum height for windows opening
76mm

- CR**
- CO**
- CC**
- CG**
- TF**



Miscelatore lavello monoforo con canna orientabile completo di:

- aeratore M24x1 bassa pressione
- set 3 flessibili inox 3/8" G bassa pressione

One-hole sink mixer with swivelling spout complete with:

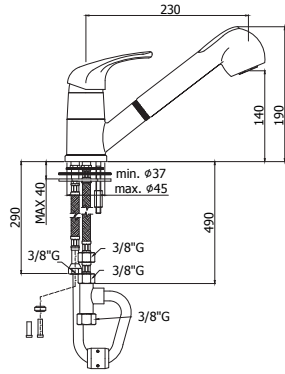
- low pressure aerator M24x1
- set of 3 low pressure stainless steel hoses 3/8" G

ND 195 . . **Finiture - Finishes** **EUR**

bassa pressione
low pressure

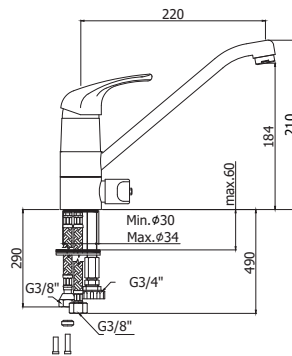
- CR**
- CO**
- CC**
- CG**
- TF**

nettuno due



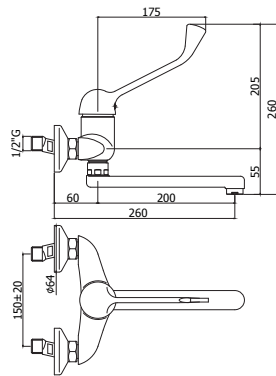
- Miscelatore lavello monoforo con canna orientabile completo di:
- set 3 flessibili inox 3/8" G bassa pressione
 - 1 flessibile nylon 1/2" G x M15x1 L.1500mm con piombo
- One-hole sink mixer with swivelling spout complete with:
- set of 3 low pressure stainless steel hoses 3/8" G
 - 1/2"-M15x1 / L.1500mm nylon hose with weight

| ND 196 . . | Finiture - Finishes | EUR |
|-----------------|---------------------|-----|
| bassa pressione | CR | |
| low pressure | CO | |
| | CC | |
| | CG | |
| | TF | |



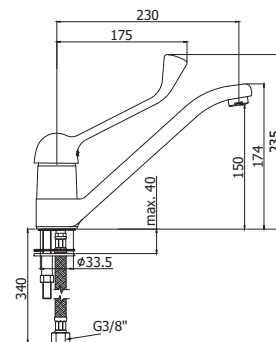
- Miscelatore lavello monoforo con canna orientabile completo di:
- aeratore M24x1 bassa pressione
 - set 2 flessibili inox 3/8" G bassa pressione
 - 1 flessibile inox 3/4" G
- One-hole sink mixer with swivelling spout complete with:
- low pressure aerator M24x1
 - set of 2 low pressure stainless steel hoses 3/8" G
 - 1 stainless steel hose 3/4" G

| ND 197 . . | Finiture - Finishes | EUR |
|--------------------------------------|---------------------|-----|
| bassa pressione | CR | |
| • con attacco lavastoviglie | CO | |
| low pressure | CC | |
| • with dishwasher machine connection | CG | |
| | TF | |



- Miscelatore lavello a muro con leva clinica completo di:
- aeratore M24x1
 - attacchi 1/2" G
- Wall sink mixer with clinical lever complete with:
- aerator M24x1
 - 1/2" G connections







| ND 302 . . | Finiture - Finishes | EUR |
|--|---------------------|-----|
| con canna tubo diritta orientabile - l.200mm | CR | |
| with swivel tube straight spout - l.200mm | | |










- Miscelatore lavello monoforo con leva clinica completo di:
- aeratore M24x1
 - set 2 flessibili inox 3/8" G
- One-hole sink mixer with clinical lever complete with:
- aerator M24x1
 - set of 2 stainless steel hoses 3/8" G

| ND 303 . . F | Finiture - Finishes | EUR |
|-----------------|---------------------|-----|
| con canna fusa | CR | |
| with cast spout | | |

| | | | |
|--|-----------------|--|---|
| | ZA91100R | Cartuccia Ø 40 mm con distributore con regolazione per artt. 022-023-026-070-071-075-130-131-135-161-168-168D-180-181-301-302-305 Cartridge Ø 40 mm with distributor with regulation for artt. 022-023-026-070-071-075-130-131-135-161-168-168D-180-181-301-302-305 | Finiture - Finishes EUR |
| | ZA91102R | Cartuccia completa Ø 40 mm senza distributore con regolazione per artt.010-015-087-182-182T-183-184-195-196-197-303-BOX010-015 Complete cartridge Ø 40 mm without distributor with regulation for artt.010-015-087-182-182T-183-184-195-196-197-303-BOX010-015 | Finiture - Finishes EUR |
| | ZA91150 | Cartuccia completa Ø 40 mm senza distributore per artt. 185-189 Complete cartridge Ø 40 mm without distributor for artt. 185-189 | |
| | ZACC146 | Valvolina antiritorno Ø15 mm per artt. 168 - ZDEV034..V Check-valve Ø15 mm for artt. 168 - ZDEV034..V | Finiture - Finishes EUR |
| | ZACC232 | Valvolina antiritorno Ø14 mm per art. ZDOC002-ZDOC034 Check-valve Ø14 mm for art. ZDOC002-ZDOC034 | |
| | ZACC141 | Base + fissaggio per art. 087 Ring + fixing set for art. 087 | Finiture - Finishes EUR CR GF |
| | ZAER001 | Aeratore Ø22x1F per art. 180 Aerator Ø22x1F for art. 180 | Finiture - Finishes EUR CR GF |
| | ZAER002 | Aeratore Ø24x1M per artt. 070-071-075-087-130-131-135-161-181-182-182T-184-189-301-302-303-305 Aerator Ø24x1M for artt. 070-071-075-087-130-131-135-161-181-182-182T-184-189-301-302-303-305 | CR GF |
| | ZAER003 | Aeratore Ø28x1M per artt. 022-023-026 Aerator Ø28x1M for artt. 022-023-026 | CR GF |
| | ZAER008 | Aeratore Ø24x1M bassa pressione per artt. 195-197 Low pressure aerator Ø24x1M for artt. 195-197 | CR GF |
| | ZAER006 | Snodo con aeratore Ø 24x1M per artt. 130-131-135 Joint with aerator Ø 24x1M for artt. 130-131-135 | Finiture - Finishes EUR CR GF |
| | ZAST009 | Asta piegata Ø4mm + pomolo + snodino+ OR per artt. 070-075-130-135-301-305 Rod Ø4mm + knob + articulation + OR for artt. 070-075-130-135-301-305 | Finiture - Finishes EUR CR GF |
| | ZAST023 | Snodo in ABS per asta scarico ABS articulation for rod connection | |
| | ZBAS006 | Basetta ottone con OR per artt. 183-196 Brass base with OR for artt. 183-196 | Finiture - Finishes EUR CR GF |

| | | | | |
|---|-------------------|--|--|------------|
|  | ZBAS008 | Basetta ottone con OR per art. 195 Brass base with OR for art. 195 | Finiture - Finishes CR GF | EUR |
| | ZBAS039 | Basetta ottone con OR per art. 185 Brass base with OR for art. 185 | CR | |
|  | ZCAL003 | Calotta 3/4" per miscelatori a parete 3/4" nut for wall mixers | Finiture - Finishes CR GF | EUR |
| | ZCANA005 | Canna tubo alta interasse 210mm con aeratore e calotta per art. 189 Tube spout with aerator and nut, distance between centres 210mm for art. 189 | Finiture - Finishes CR CO CC CG TF | EUR |
|  | ZCANA121 | Canna tubo alta interasse 210mm con aeratore e senza calotta per art. 181 Tube spout with aerator and without nut, distance between centres 210mm for art. 181 | CR CO CC CG TF | |
| | ZCANA023 | Canna tubo dritta interasse 200 mm, con aeratore, per artt. 161-302 Straight tube spout with aerator for artt. 161-302, distance between centres 200 mm | Finiture - Finishes CR CO CC CG TF | EUR |
|  | ZCANA123 | Canna tubo alta Ø24mm, interasse 204mm con aeratore e senza calotta per art. 180 Tube spout with aerator and without nut, distance between centres 204mm for Art. 180 | Finiture - Finishes CR CO CC CG TF | EUR |
| | ZRAC073 | Raccordo con guarnizioni + set fissaggio per artt. 180-181 Connection with gaskets + fixing set for artt. 180-181 | CR | |
|  | ZCAP009 | Cappuccio sottoleva in metallo per artt. NETTUNO DUE Metal underlever cover for artt. NETTUNO DUE | Finiture - Finishes CR GF | EUR |
| | ZCAP012 | Cappuccio sottoleva in metallo per art. 015 Metal underlever cover for art. 015 | CR GF | |
| | ZCAP029 | Cappuccio sottoleva in ABS per artt. NETTUNO DUE / BOX010-015 ABS underlever cover for artt. NETTUNO DUE / BOX010-015 | CR GF | |
| | ZCAP053 | Cappuccio sottoleva in metallo per artt. 087-189 Metal underlever cover for artt. 087-189 | CR GF | |
|  | ZDEV034..V | Deviatore con valvolina antiritorno per miscelatore vasca esterno per artt. 022-023-026 Diverter with check-valve for bath/shower mixer for artt. 022-023-026 | Finiture - Finishes CR GF | EUR |
| | ZDEV048 | Deviatore completo per miscelatore incasso art. 015 Diverter for concealed mixer art. 015 | Finiture - Finishes CR GF | EUR |

| | | Finiture - Finishes | EUR |
|---|---|--|------------|
|  | ZDEV100 Deviatore completo per art. BOX015 Complete diverter for art. BOX015 | CR | |
|  | ZDOC002 Doccia (2 getti) in ABS con valvolina antiritorno per artt. 183-185 ABS hand-shower (two spray-functions) with check-valve for artt. 183-185 ZDOC034 Doccia (2 getti) in ABS con valvolina antiritorno per "bassa pressione" per art. 196 ABS hand-shower (two spray-functions) with check-valve for "low pressure" for art. 196 ZDOC091 Doccia (2 getti) in ABS con valvolina antiritorno per artt. 183-185-196 ABS hand-shower (two spray-functions) with check-valve for artt. 183-185-196 | CR CR CL TF | |
|  | ZDOC014 Doccia estraibile (monogetto) per art. 087 Pull out hand-shower (single-spray) for art. 087 | CR | |
|  | ZDOC081 Doccia Trieste Bis (monogetto) in ABS per artt. 023-026-168D Trieste Bis ABS hand-shower (single spray) for artt. 023-026-168D | CR | |
|  | ZECC001 Eccentrico con rosone 1/2"x 3/4" per miscelatori a parete Adjustable centre 1/2"x 3/4" for wall mounted mixers | CR CL | |
|  | ZFLO001 Flessibile 150 cm doppia aggraffatura e calotta conica per artt. 023-026-168D Flexible hose 150 cm double interlock and conical nut for artt. 023-026-168D | CR GF | |
|  | ZFLO011 Flessibile nylon grigio 150 cm 1/2" x M15x1 con peso ecologico per artt. 087-183-185-196 Nylon flexible hose 150 cm 1/2"x M15x1 with weight for artt. 087-183-185-196 | CR | |



| | |
|----------------|---|
| ZFIS007 | Set fissaggio per art. 183 Fixing set for art. 183 |
| ZFIS008 | Set fissaggio per artt. 070-071-075-130-131-135-180-181-301-305 Fixing set for artt. 070-071-075-130-131-135-180-181-301-305 |
| ZFIS010 | Set fissaggio per art. 196 Fixing set for art. 96 |
| ZFIS011 | Set fissaggio per art. 197 Fixing set for art. 97 |
| ZFIS012 | Set fissaggio per art. 195 Fixing set for art. 95 |
| ZFIS032 | Set fissaggio per artt. 182-182T-303 Fixing set for artt. 182-182T-303 |
| ZFIS054 | Set fissaggio per artt. 087-184 Fixing set for artt. 087-184 |
| ZFIS068 | Set fissaggio per art. 185 Fixing set for art. 185 |
| ZFIS189 | Set fissaggio per art. 189 Fixing set for art. 189 |

Finiture - Finishes **EUR**



| | |
|----------------|--|
| ZFLX001 | Set 2 flex inox M10x1 F3/8 x cm. 35 con guarnizioni per artt. 070-071-075-130-131-135-180-181-182-182T-184-301-303-305 Set of 2 stainless steel hoses M10x1 F3/8 x cm. 35 with gaskets for artt. 070-071-075-130-131-135-180-181-182-182T-184-301-303-305 |
| ZFLX006 | Set 3 flex inox per art. 185 Set of 3 stainless steel hoses for art. 185 |
| ZFLX008 | Set 3 flex inox per art. 087 Set of 3 stainless steel hoses for art. 087 |
| ZFLX021 | Set 3 flex inox per art. 183 Set of 3 stainless steel hoses for art. 183 |
| ZFLX024 | Set 3 flex inox bassa pressione per artt. 195-197 Set of 3 low pressure stainless steel hoses for artt. 195-197 |
| ZFLX058 | Set flex inox (3 pz. + prolunghe + rid. 3/4) per art. 184 Set of 3 pcs. inox flex (3 pcs+extension+reduction 3/4) for art. 184 |
| ZFLX072 | Set 3 flex inox bassa pressione per art. 196 Set of 3 low pressure stainless steel hoses for art. 196 |
| ZFLX101 | Set 2 flex inox SOFT PEX F3/8 450 mm per art. 189 Set of 2 F3/8 stainless steel hoses 450 mm SOFT PEX for art. 189 |

Finiture - Finishes **EUR**

CR

CR

CR

CR

CR

CR

CR

CRPX



| | |
|----------------|--|
| ZGHI001 | Ghiera ferma cartuccia Ø 40 mm per artt. NETTUNO DUE Ø 40 mm cartridge fastening ring nut for artt. NETTUNO DUE |
| ZGHI008 | Ghiera ferma cartuccia per artt. 087-189 Cartridge fastening ring nut for artt. 087-189 |

Finiture - Finishes **EUR**



| | |
|----------------|--|
| ZLEV043 | Leva clinica NETTUNO DUE per artt. 301-302-303-305 NETTUNO DUE clinical lever for artt. 301-302-303-305 |
|----------------|--|

Finiture - Finishes **EUR**

CR



| | |
|----------------|---|
| ZLEV067 | Leva completa per artt. 010-015-022-023-026-070-071-075-087-130-131-135-161-168-168D-180-181-182-182T-183-184-195-196-197 / BOX010-015 Complete lever for artt. 010-015-022-023-026-070-071-075-087-130-131-135-161-168-168D-180-181-182-182T-183-184-195-196-197 / BOX010-015 |
| ZLEV200 | Leva completa rovesciata per artt. 185-189 Reverse lever for artt. 185-189 |

Finiture - Finishes **EUR**

CR

CL

TF

CR

CL

TF



| | |
|----------------|---|
| ZPIA006 | Piastra 1 foro con guarnizione per art. 010 / Ø116 mm One-hole wall plate with gasket for art. 010 / Ø116 mm |
|----------------|---|

Finiture - Finishes **EUR**

CR

CL

| | | | | |
|---|----------------|--|--|------------|
|  | ZPIA002 | Piastra 2 fori con guarnizioni per art. 015 / L.120 x h.190 mm Two-hole wall plate with gaskets for art. 015 / L.120 x h.190 mm | Finiture - Finishes CR CL | EUR |
|  | ZPIA072 | Piastra tonda in ABS 1 foro con OR per art. BOX010 / Ø173 mm ABS round one-hole wall plate with OR for art. BOX010 / Ø173mm | Finiture - Finishes CR | EUR |
|  | ZPIA074 | Piastra tonda in ABS 2 fori con OR per art. BOX015 / Ø173 mm ABS round two-hole wall plate with OR for art. BOX015 / Ø173mm | Finiture - Finishes CR | EUR |
|  | ZRAC129 | Raccordo canna per art.189 Spout connection for art. 189 | Finiture - Finishes CR | EUR |
|  | ZSED001 | Sede per miscelatori a parete Wall mounted single lever mixer seat | Finiture - Finishes CR | EUR |
|  | ZSET002 | Set Gaco/antifrizione per artt. 182-182T-184-195-197-303 Kit of joints for artt. 182-182T-184-195-197-303 | Finiture - Finishes | EUR |
|  | ZSET011 | Set accessori per bassa pressione artt. 195-196-197 Low pressure accessory kit for artt. 195-196-197 | Finiture - Finishes | EUR |
|  | ZSET016 | Set OR / anello tagliato per artt. 161-189-302 Kit of OR / cut ring for artt. 161-189-302 | Finiture - Finishes | EUR |



ZSET025

Set con riduzioni, tirante forato e guarnizioni per art. 197
Set with reducers for art. 197

Finiture - Finishes EUR



ZSET026

Set raccordo a T con guarnizioni per art. 196
T connection set for art. 196

Finiture - Finishes EUR



ZSET072

Set guarnizioni + molla per art. 189
Kit of gaskets + spring for art. 189

Finiture - Finishes EUR

nettuno

EVERGREEN

La linea essenziale ma piacevole della serie NETTUNO ha creato un prodotto senza tempo.

Le forme classiche di questo rubinetto sono ancora oggi apprezzate sul mercato nonostante siano passati più di 25 anni dalla sua creazione.

La serie si caratterizza per uno standard elevato di qualità tecnica che ne fanno un prodotto robusto e affidabile nel tempo.

EVERGREEN

The essential but nice line of NETTUNO series has created a timeless product.

The classic shapes of this faucet are still today appreciated on the market, despite 25 years have been passed since its creation. The series is characterized by a high standard of technical quality that makes of Nettuno a sturdy and reliable product for long time.



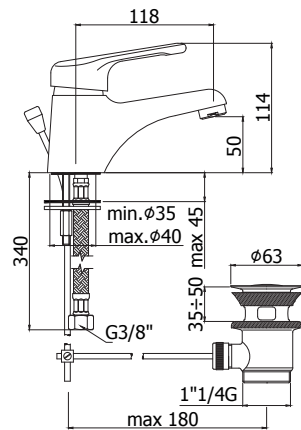
FINITURE | FINISHES

La serie **NETTUNO** è disponibile nelle seguenti finiture:
NETTUNO range is available in the following finishes:

CR cromato
chrome plated



nettuno



- Miscelatore lavabo completo di:
- aeratore M24x1
 - set 2 flessibili inox 3/8"G
- Wash basin mixer complete with:
- aerator M24x1
 - set of 2 stainless steel hoses 3/8"G

NT 071 . . . **Finiture - Finishes** **EUR**

- senza scarico
• con attacco catenella
without pop up waste
• with chain holder

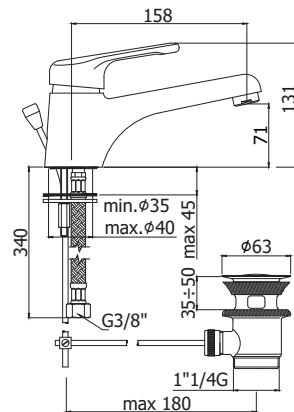
CR

- NT 075 . . .**
- con scarico automatico 1"1/4G
• senza attacco catenella
with 1"1/4G pop up waste
• without chain holder

CR

- NT 070 . . .**
- con scarico automatico 1"G
• senza attacco catenella
with 1"G pop up waste
• without chain holder

CR



- Miscelatore lavabo canna lunga completo di:
- aeratore M24x1
 - set 2 flessibili inox 3/8"G
- Wash basin mixer with long spout complete with:
- aerator M24x1
 - set of 2 stainless steel hoses 3/8"G

NT 081 . . . **Finiture - Finishes** **EUR**

- senza scarico
• con attacco catenella
without pop up waste
• with chain holder

CR

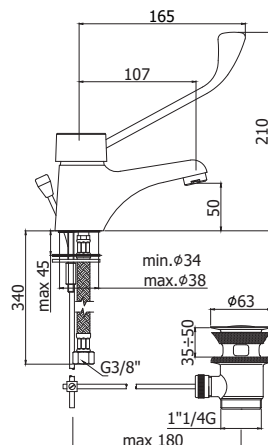
- NT 085 . . .**
- con scarico automatico 1"1/4G
• senza attacco catenella
with 1"1/4G pop up waste
• without chain holder

CR

- NT 080 . . .**
- con scarico automatico 1"G
• senza attacco catenella
with 1"G pop up waste
• without chain holder

CR

bocca prolungata
long spout



- Miscelatore lavabo con leva clinica completo di:
- aeratore M24x1
 - set 2 flessibili inox 3/8"G
- Wash basin mixer with clinical lever complete with:
- aerator M24x1
 - set of 2 stainless steel hoses 3/8"G

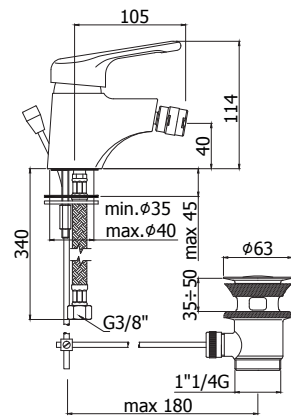
NT 301 . . . **Finiture - Finishes** **EUR**

- senza scarico
• con attacco catenella
without pop up waste
• with chain holder

CR

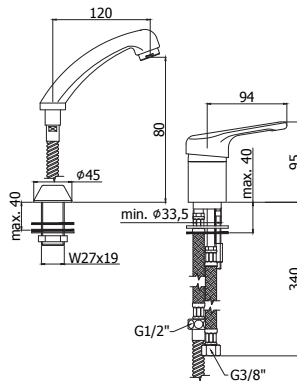
- NT 305 . . .**
- con scarico automatico 1"1/4G
• senza attacco catenella
with 1"1/4G pop up waste
• without chain holder

CR



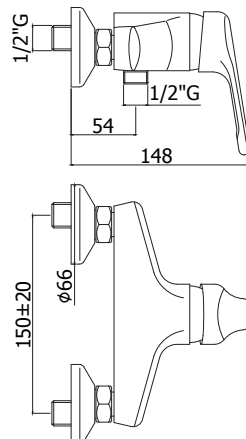
Miscelatore bidet completo di:
 • con snodo e aeratore M24x1
 • set 2 flessibili inox 3/8"G
 Bidet mixer complete with:
 • with swivel joint and aerator M24x1
 • set of 2 stainless steel hoses 3/8"G

| NT 131 . . | Finiture - Finishes | EUR |
|--|---------------------|-----|
| senza scarico • con attacco catenella without pop up waste • with chain holder | CR | |
| NT 135 . . | | |
| con scarico automatico 1"1/4G • senza attacco catenella with 1"1/4G pop up waste • without chain holder | CR | |
| NT 130 . . | | |
| con scarico automatico 1"G • senza attacco catenella with 1"G pop up waste • without chain holder | CR | |



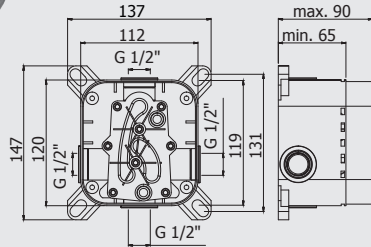

Miscelatore parrucchiere completo di:
 • 1 flessibile nylon 1/2"G x M15x1 L.1500mm con piombo
 • set 3 flessibili inox 3/8"G
 Hairdresser mixer complete with:
 • 1/2"-M15x1 / L.1500mm nylon hose with weight
 • set of 3 stainless steel hoses 3/8"G

| NT 087 . . | Finiture - Finishes | EUR |
|---|---------------------|-----|
| con doccetta estraibile (monogetto) with (single spray) pull out hand-shower | CR | |



Miscelatore doccia completo di:
 • set 2 eccentrici 1/2"x3/4"G e rosoni
 Shower mixer complete with:
 • set of 2 S-wall-unions 1/2"x3/4"G and wall-plates

| NT 168 . . | Finiture - Finishes | EUR |
|---|---------------------|-----|
| senza set doccia • con attacco inferiore 1/2"G without shower set • with 1/2"G lower connection | CR | |
| NT 168D . . | | |
| con supporto a muro snodato normale • con doccia Trieste Bis e flessibile with standard swivelling wall bracket • with Trieste Bis hand-shower and flexible hose | CR | |



⚠ PIASTRA METALLO - METAL PLATE
min.77mm - max 90 mm

Set incasso universale per miscelatori doccia completo di:

- corpo incasso
- box

Universal concealed Box for mixers complete with:

- concealed body
- box

PBOX 001

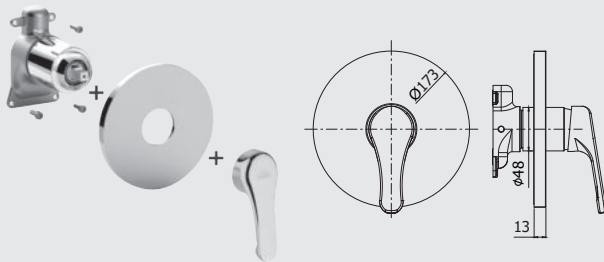
Finiture - Finishes

EUR

senza set esterno
without external set

*Da abbinare solo con NT BOX010 - NT BOX015

*To be completed only with NT BOX010 - NT BOX015



Set esterno miscelatore incasso doccia (1 uscita) completo di:

- corpo miscelatore
- piastra in ABS Ø173mm e leva

External set for concealed shower mixer (1 outlet) complete with:

- mixer body
- ABS wall plate Ø173 mm and lever

NT BOX010 . .

Finiture - Finishes

EUR

senza deviatore
without diverter

CR

*Da abbinare solo con PBOX 001

*To be completed only with PBOX 001

ZPRO BOX010 . .

Prolunga per art. BOX010

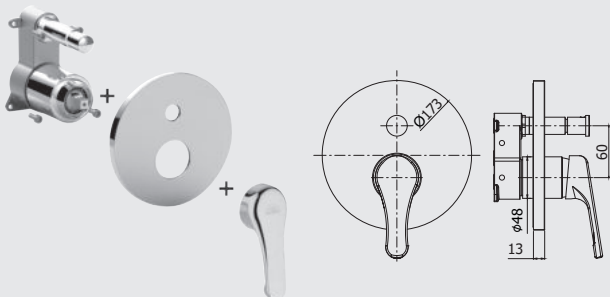
- H30mm

Extension for art. BOX010

- H30mm



CR



Set esterno miscelatore incasso doccia (2 uscite) completo di:

- corpo miscelatore
- piastra in ABS Ø173mm e leva

External set for concealed shower mixer (2 outlets) complete with:

- mixer body
- ABS wall plate Ø173 mm and lever

NT BOX015 . .

Finiture - Finishes

EUR

con deviatore a pulsante
with push diverter

CR

*Da abbinare solo con PBOX 001

*To be completed only with PBOX 001

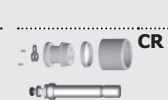
ZPRO BOX015 . .

Prolunga con deviatore per art. BOX015

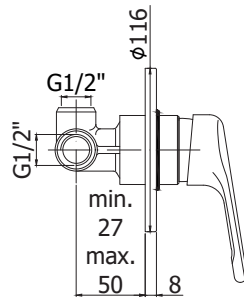
- H30mm

Extension with diverter for art. BOX015

- H30mm



CR



Miscelatore incasso doccia (1 uscita) completo di:
 • piastra in metallo Ø116mm
 • attacchi 1/2" G
 Concealed shower mixer (1 outlet) complete with:
 • metal wall plate Ø116mm
 • 1/2" G connections

NT 010 . . **Finiture - Finishes** **EUR**
 senza deviatore **CR**
 without diverter

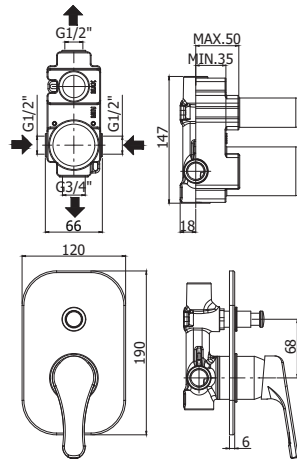
* Per set incasso/esterno separati (v. capitolo Incassi Projects)
 * For concealed/external set divided (see Concealed mixer Projects chapter)

ZPRO 002 . .
 Prolunga per art. 010
 • H41mm
 Extension for art. 010
 • H41mm



Miscelatore incasso doccia (2 uscite) completo di:
 • piastra in metallo 120x190mm
 • attacchi calda/fredda e superiore 1/2" G - attacco inferiore 3/4" G
 Concealed shower mixer (2 outlets) complete with:
 • metal wall plate 120x190 mm
 • 1/2" G hot/cold and upper connections - 3/4" G lower connection

NT 015 . . **Finiture - Finishes** **EUR**
 con deviatore a pulsante **CR**
 with push diverter



* Per set incasso/esterno separati (v. capitolo Incassi Projects)
 * For concealed/external set divided (see Concealed mixer Projects chapter)

ZPRO 014 . .
 Prolunga con deviatore per art. 015
 • H30mm
 Extension with diverter for art. 015
 • H30mm

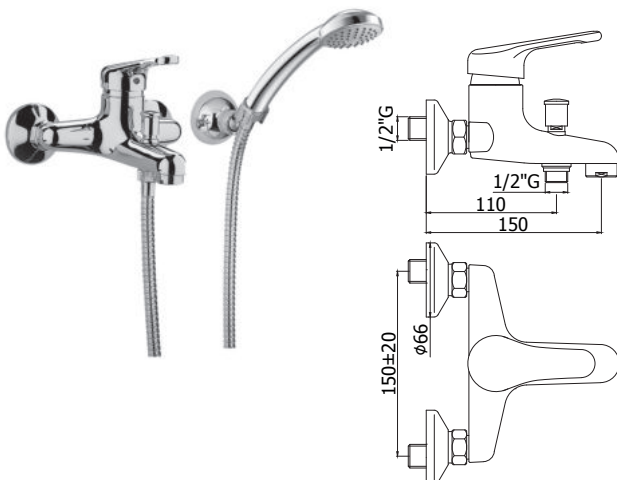


Miscelatore vasca/doccia con deviatore completo di:
 • aeratore M28x1
 • set 2 eccentrici 1/2"x3/4" G e rosoni
 Bath/shower mixer with diverter complete with:
 • aerator M28x1
 • set of 2 S-wall-unions 1/2"x3/4" G and wall-plates

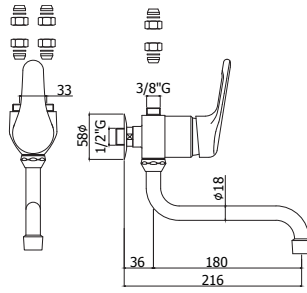
NT 022 . . **Finiture - Finishes** **EUR**
 senza set doccia **CR**
 without shower set

NT 023 . . **CR**
 con supporto a muro snodato normale
 • con doccia e flessibile
 with standard swivelling wall bracket
 • with hand-shower and flexible hose

NT 026 . . **CR**
 con supporto a muro fisso in ABS
 • con doccia e flessibile
 with ABS fixed wall bracket
 • with hand-shower and flexible hose



nettuno

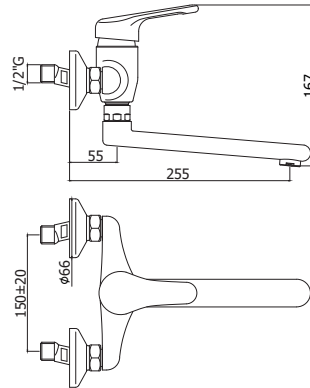


- Miscelatore scaldabagno completo di:
- con canna tubo orientabile
 - rompigitto M22x1 bassa pressione
- Water heater wall sink mixer complete with:
- with swivel tube spout
 - low pressure anti-splash M22x1

NT 201 . .
bassa pressione
low pressure

Finiture - Finishes
CR

EUR

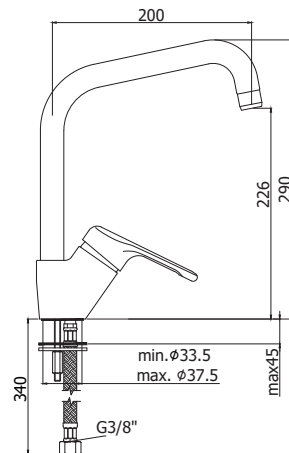


- Miscelatore lavello a muro completo di:
- aeratore M24x1
 - attacchi 1/2\"/>
- Wall sink mixer complete with:
- aerator M24x1
 - 1/2\"/>

NT 161 . .
con canna tubo diritta orientabile -
l.200mm
with swivel tube straight spout -
l.200mm

Finiture - Finishes
CR

EUR

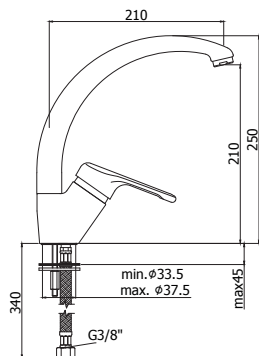


- Miscelatore lavello monoforo completo di:
- aeratore M22x1F
 - set 2 flessibili inox 3/8\"/>
- One-hole sink mixer complete with:
- aerator M22x1F
 - set of 2 stainless steel hoses 3/8\"/>

NT 180 . .
con canna orientabile
with swivelling spout

Finiture - Finishes
CR

EUR



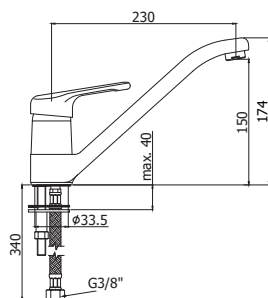
Miscelatore lavello monoforo con canna orientabile completo di:

- aeratore M24x1
- set 2 flessibili inox 3/8"G

One-hole sink mixer with swivelling spout complete with:

- aerator M24x1
- set of 2 stainless steel hoses 3/8"G

NT 181 . . **Finiture - Finishes** **EUR**
 con canna tubo **CR**
 with tube spout



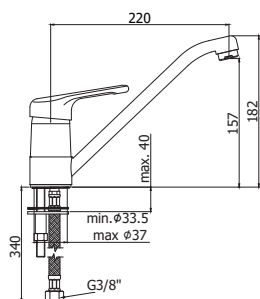
Miscelatore lavello monoforo con canna orientabile completo di:

- aeratore M24x1
- set 2 flessibili inox 3/8"G

One-hole sink mixer with swivelling spout complete with:

- aerator M24x1
- set of 2 stainless steel hoses 3/8"G

NT 182 . . **Finiture - Finishes** **EUR**
 con canna fusa **CR**
 with cast spout



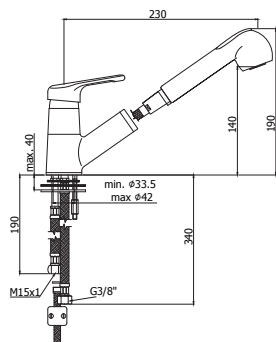
Miscelatore lavello monoforo con canna orientabile completo di:

- aeratore M24x1
- set 2 flessibili inox 3/8"G

One-hole sink mixer with swivelling spout complete with:

- aerator M24x1
- set of 2 stainless steel hoses 3/8"G

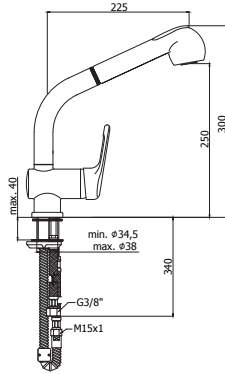
NT 182T . . **Finiture - Finishes** **EUR**
 con canna tubo **CR**
 with tube spout



Miscelatore lavello monoforo con canna orientabile completo di:

- set 2 flessibili inox 3/8"G
 - 1 flessibile inox M15x1
 - 1 flessibile nylon 1/2"G x M15x1 L.1500mm con piombo
- One-hole sink mixer with swivelling spout complete with:
- set of 2 stainless steel hoses 3/8"G
 - 1 stainless steel hose M15x1
 - 1/2"-M15x1 / L.1500mm nylon hose with weight

NT 183 . . **Finiture - Finishes** **EUR**
 con doccia estraibile (2 getti) in ABS **CR**
 with (two-spray) ABS pull out hand-shower



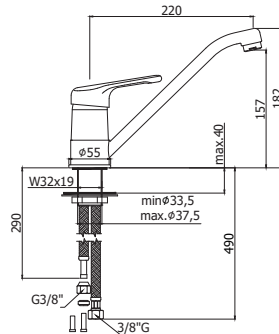
Miscelatore lavello monoforo con canna orientabile completo di:

- set 2 flessibili inox 3/8" G
- 1 flessibile inox M15x1
- 1 flessibile nylon 1/2" G x M15x1 L.1500mm con piombo

One-hole sink mixer with swivelling spout complete with:

- set of 2 stainless steel hoses 3/8" G
- 1 stainless steel hose M15x1
- 1/2"-M15x1 / L.1500mm nylon hose with weight

NT 185 . . **Finiture - Finishes** **EUR**
CR
 con doccia estraibile (2 getti) in ABS
 with (two-spray) ABS pull out hand-
 shower



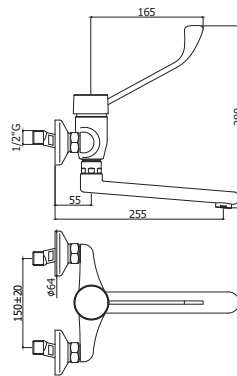
Miscelatore lavello monoforo con canna orientabile completo di:

- aeratore M24x1 bassa pressione
- set 3 flessibili inox 3/8" G bassa pressione

One-hole sink mixer with swivelling spout complete with:

- low pressure aerator M24x1
- set of 3 low pressure stainless steel hoses 3/8" G

NT 195 . . **Finiture - Finishes** **EUR**
CR
 bassa pressione
 low pressure



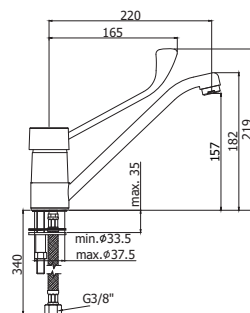
Miscelatore lavello a muro con leva clinica completo di:

- aeratore M24x1
- attacchi 1/2" G

Wall sink mixer with clinical lever complete with:

- aerator M24x1
- 1/2" G connections

NT 302 . . **Finiture - Finishes** **EUR**
CR
 con canna tubo diritta orientabile -
 l.200mm
 with swivel tube straight spout -
 l.200mm



Miscelatore lavello monoforo con leva clinica completo di:

- aeratore M24x1
- set 2 flessibili inox 3/8" G

One-hole sink mixer with clinical lever complete with:

- aerator M24x1
- set of 2 stainless steel hoses 3/8" G

NT 303 . . **Finiture - Finishes** **EUR**
CR
 con canna tubo
 with tube spout

| | | | |
|--|------------------|--|--|
| | ZA91100R | Cartuccia Ø 40 mm con distributore con regolazione per artt. 022-023-026-070-071-075-080-081-085-130-131-135-161-168-168D-180-181-301-302-305 Cartridge Ø 40 mm with distributor with regulation for artt. 022-023-026-070-071-075-080-081-085-130-131-135-161-168-168D-180-181-301-302-305 | Finiture - Finishes EUR |
| | ZA91102R | Cartuccia completa Ø 40 mm senza distributore con regolazione per artt.010-015-087-182-182T-183-195-201-303-BOX010-015 Complete cartridge Ø 40 mm without distributor with regulation for artt.010-015-087-182-182T-183-195-201-303-BOX010-015 | Finiture - Finishes EUR |
| | ZA91150 | Cartuccia completa Ø 40 mm senza distributore per art. 185 Complete cartridge Ø 40 mm without distributor for art. 185 | |
| | ZACC146 | Valvolina antiritorno Ø15 mm per artt. 168 - ZDEV002..V Check-valve Ø15 mm for artt. 168 - ZDEV002..V | Finiture - Finishes EUR |
| | ZACC232 | Valvolina antiritorno Ø14 mm per art. ZDOC002 Check-valve Ø14 mm for art. ZDOC002 | |
| | ZAACC141 | Base + fissaggio per art. 087 Ring + fixing set for art. 087 | Finiture - Finishes EUR CR |
| | ZAER001 | Aeratore Ø22x1F per art. 180 Aerator Ø22x1F for art. 180 | Finiture - Finishes EUR CR |
| | ZAER002 | Aeratore Ø24x1M per artt. 070-071-075-080-081-085-087-130-131-135-161-181-182-182T-301-302-303-305 Aerator Ø24x1M for artt. 070-071-075-080-081-085-087-130-131-135-161-181-182-182T-301-302-303-305 | CR |
| | ZAER003 | Aeratore Ø28x1M per artt. 022-023-026 Aerator Ø28x1M for artt. 022-023-026 | CR |
| | ZAER008 | Aeratore Ø24x1M bassa pressione per art. 195 Low pressure aerator Ø24x1M for art. 195 | CR |
| | ZAER015 | Rompigetto Ø 22x1F bassa pressione per art. 201 Anti-splash Ø 22x1F low pressure for art. 201 | CR |
| | ZAER006 | Snodo con aeratore Ø 24x1M per artt. 130-131-135 Joint with aerator Ø 24x1M for artt. 130-131-135 | Finiture - Finishes EUR CR |
| | ZAFAST003 | Asta piegata Ø5mm + pomolo + snodino+ OR per artt. 070-075-080-085-130-135-305 Rod Ø5mm + knob + articulation + OR for artt. 070-075-080-085-130-135-305 | Finiture - Finishes EUR CR |
| | ZAFAST023 | Snodo in ABS per asta scarico ABS articulation for rod connection | |
| | ZBAS006 | Basetta ottone con OR per art. 183 Brass base with OR for art. 183 | Finiture - Finishes EUR CR |

| | | |
|--|--|---|
| | <p>ZBAS008 Basetta ottone con OR per art. 195 Brass base with OR for art. 195</p> <p>ZBAS039 Basetta ottone con OR per art. 185 Brass base with OR for art. 185</p> | <p>Finiture - Finishes EUR</p> <p>CR</p> <p>CR</p> |
| | <p>ZCAL003 Calotta 3/4" per miscelatori a parete 3/4" nut for wall mixers</p> | <p>Finiture - Finishes EUR</p> <p>CR</p> |
| | <p>ZCANA121 Canna tubo alta interasse 210mm con aeratore e senza calotta per art. 181 Tube spout with aerator and without nut, distance between centres 210mm for art. 181</p> | <p>Finiture - Finishes EUR</p> <p>CR</p> |
| | <p>ZCANA023 Canna tubo dritta interasse 200 mm, con aeratore, per artt. 161-302 Straight tube spout with aerator for artt. 161-302, distance between centres 200 mm</p> <p>ZCANA012 Canna tubo "S" interasse 180 mm con aeratore bassa pressione per art. 201 "S" tube spout with aerator low pressure for art. 201, distance between centres 180 mm</p> | <p>Finiture - Finishes EUR</p> <p>CR</p> <p>CR</p> |
| | <p>ZCANA123 Canna tubo alta Ø24mm, interasse 204mm con aeratore e senza calotta per art. 180 Tube spout with aerator and without nut, distance between centres 204mm for Art. 180</p> <p>ZRAC073 Raccordo con guarnizioni + set fissaggio per artt. 180-181 Connection with gaskets + fixing set for artt. 180-181</p> | <p>Finiture - Finishes EUR</p> <p>CR</p> <p>CR</p> |
| | <p>ZCAP009 Cappuccio sottoleva in metallo per artt. NETTUNO Metal underlever cover for artt. NETTUNO</p> <p>ZCAP012 Cappuccio sottoleva in metallo per art. 015 Metal underlever cover for art. 015</p> <p>ZCAP029 Cappuccio sottoleva in ABS per artt. NETTUNO / BOX010-015 ABS underlever cover for artt. NETTUNO / BOX010-015</p> | <p>Finiture - Finishes EUR</p> <p>CR</p> <p>CR</p> <p>CR</p> |
| | <p>ZDEV002..V Deviatore con valvolina antiritorno per miscelatore vasca esterno per artt. 022-023-026 Diverter with check-valve for bath/shower mixer for artt. 022-023-026</p> | <p>Finiture - Finishes EUR</p> <p>CR</p> |
| | <p>ZDEV048 Deviatore completo per miscelatore incasso art. 015 Diverter for concealed mixer art. 015</p> | <p>Finiture - Finishes EUR</p> <p>CR</p> |

| | | |
|---|---|--|
|  | <p>ZDEV100 Deviatore completo per art. BOX015 Complete diverter for art. BOX015</p> | <p>Finiture - Finishes EUR CR</p> |
|  | <p>ZDOC002 Doccia (2 getti) in ABS con valvolina antiritorno per artt. 183-185 ABS hand-shower (two spray-functions) with check-valve for artt. 183-185</p> | <p>Finiture - Finishes EUR CR</p> |
|  | <p>ZDOC014 Doccia estraibile (monogetto) per art. 087 Pull out hand-shower (single-spray) for art. 087</p> | <p>Finiture - Finishes EUR CR</p> |
|  | <p>ZDOC081 Doccia Trieste Bis (monogetto) in ABS per artt. 023-026-168D Trieste Bis ABS hand-shower (single spray) for artt. 023-026-168D</p> | <p>Finiture - Finishes EUR CR</p> |
|  | <p>ZECC001 Eccentrico con rosone 1/2"x 3/4" per miscelatori a parete Adjustable centre 1/2"x 3/4" for wall mounted mixers</p> | <p>Finiture - Finishes EUR CR</p> |
|  | <p>ZFIS004 Set fissaggio per artt. 070-071-075-080-081-085-130-131-135-301-305 Fixing set for artt. 070-071-075-080-081-085-130-131-135-301-305 ZFIS007 Set fissaggio per art. 183 Fixing set for art. 183 ZFIS008 Set fissaggio per artt. 180-181 Fixing set for artt. 180-181 ZFIS012 Set fissaggio per art. 195 Fixing set for art. 95 ZFIS032 Set fissaggio per artt. 182-182T Fixing set for artt. 182-182T ZFIS054 Set fissaggio per art. 087 Fixing set for art. 087 ZFIS068 Set fissaggio per art. 185 Fixing set for art. 185</p> | <p>Finiture - Finishes EUR CR</p> |
|  | <p>ZFLO001 Flessibile 150 cm doppia aggraffatura e calotta conica per artt. 023-026-168D Flexible hose 150 cm double interlock and conical nut for artt. 023-026-168D</p> | <p>Finiture - Finishes EUR CR</p> |
|  | <p>ZFLO011 Flessibile nylon grigio 150 cm 1/2" x M15x1 con peso ecologico per artt. 087-183-185 Nylon flexible hose 150 cm 1/2" x M15x1 with weight for artt. 087-183-185</p> | <p>Finiture - Finishes EUR CR</p> |



| | | <u>Finiture - Finishes</u> | <u>EUR</u> |
|----------------|--|----------------------------|------------|
| ZFLX001 | Set 2 flex inox M10x1 F3/8 x cm. 35 con guarnizioni per artt. 070-071-075-080-081-085-130-131-135-180-181-182-182T-301-303-305 Set of 2 stainless steel hoses M10x1 F3/8 x cm. 35 with gaskets for artt. 070-071-075-080-081-085-130-131-135-180-181-182-182T-301-303-305 | CR | |
| ZFLX006 | Set 3 flex inox per art. 185 Set of 3 stainless steel hoses for art. 185 | CR | |
| ZFLX008 | Set 3 flex inox per art. 087 Set of 3 stainless steel hoses for art. 087 | CR | |
| ZFLX021 | Set 3 flex inox per art. 183 Set of 3 stainless steel hoses for art. 183 | CR | |
| ZFLX024 | Set 3 flex inox bassa pressione per art. 195 Set of 3 low pressure stainless steel hoses for art. 195 | CR | |



| | | <u>Finiture - Finishes</u> | <u>EUR</u> |
|----------------|--|----------------------------|------------|
| ZGHI001 | Ghiera ferma cartuccia Ø 40 mm per artt. NETTUNO Ø 40 mm cartridge fastening ring nut for artt. NETTUNO | | |



| | | <u>Finiture - Finishes</u> | <u>EUR</u> |
|----------------|---|----------------------------|------------|
| ZLEV008 | Leva completa per artt. 010-015-022-023-026-070-071-075-087-130-131-135-161-168-168D-180-181-182-182T-183-184-195-301-302-303-305 / BOX010-015 Complete lever for artt. 010-015-022-023-026-070-071-075-087-130-131-135-161-168-168D-180-181-182-182T-183-184-195-301-302-303-305 / BOX010-015 | CR | |
| ZLEV201 | Leva completa rovesciata per artt. 185-201 Reverse lever for artt. 185-201 | CR | |



| | | <u>Finiture - Finishes</u> | <u>EUR</u> |
|----------------|--|----------------------------|------------|
| ZLEV014 | Leva clinica NETTUNO NETTUNO clinical lever | CR | |



| | | <u>Finiture - Finishes</u> | <u>EUR</u> |
|----------------|---|----------------------------|------------|
| ZPIA006 | Piastra 1 foro con guarnizione per art. 010 / Ø116 mm One-hole wall plate with gasket for art. 010 / Ø116 mm | CR | |



| | | <u>Finiture - Finishes</u> | <u>EUR</u> |
|----------------|--|----------------------------|------------|
| ZPIA002 | Piastra 2 fori con guarnizioni per art. 015 / L.120 x h.190 mm Two-hole wall plate with gaskets for art. 015 / L.120 x h.190 mm | CR | |



| | | <u>Finiture - Finishes</u> | <u>EUR</u> |
|----------------|--|----------------------------|------------|
| ZPIA072 | Piastra tonda in ABS 1 foro con OR per art. BOX010 / Ø173 mm ABS round one-hole wall plate with OR for art. BOX010 / Ø173mm | CR | |



| | | <u>Finiture - Finishes</u> | <u>EUR</u> |
|----------------|--|----------------------------|------------|
| ZPIA074 | Piastra tonda in ABS 2 fori con OR per art. BOX015 / Ø173 mm ABS round two-hole wall plate with OR for art. BOX015 / Ø173mm | CR | |



ZRAC002 Raccordo canna per artt. 161-201-302
Spout connection for artt. 161-201-302

Finiture - Finishes **EUR**
CR



ZSED001 Sede per miscelatori a parete
Wall mounted single lever mixer seat

Finiture - Finishes **EUR**
CR



ZSET002 Set Gaco/antifrizione per artt. 182-182T-195-303
Kit of joints for artt. 182-182T-195-303

Finiture - Finishes **EUR**



ZSET011 Set accessori per bassa pressione art. 195
Low pressure accessory kit for art. 195

Finiture - Finishes **EUR**



ZSET016 Set OR / anello tagliato per artt. 161-189-302
Kit of OR / cut ring for artt. 161-189-302

Finiture - Finishes **EUR**

apollo 3

MODESTO

Linea pulita e forma standard unite a dimensioni ridotte ma funzionali: queste le caratteristiche fondamentali della serie APOLLO 3 che ne hanno fatto un cavallo di battaglia nel segmento medio e medio-economico.

Grazie all'armonia delle sue forme contenute e alla sua grande praticità di utilizzo, la serie APOLLO 3 si adatta perfettamente al classico ambiente bagno di utilizzo quotidiano.

MODEST

Clean line and standard form combined with small but functional dimensions: these are the principal characteristics of APOLLO 3 series, thanks to which it became the show piece in the medium and average-low segment.

Thanks to the harmony of its small forms and its great easiness of use, APOLLO 3 series is perfectly suitable to classic bathroom for daily use.

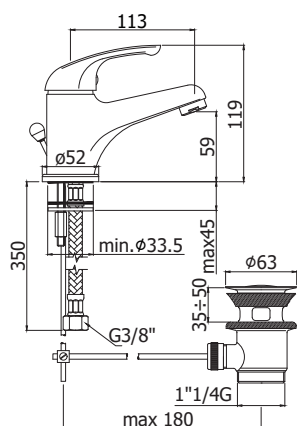


FINITURE | FINISHES

La serie **APOLLO 3** è disponibile nelle seguenti finiture:
APOLLO 3 range is available in the following finishes:

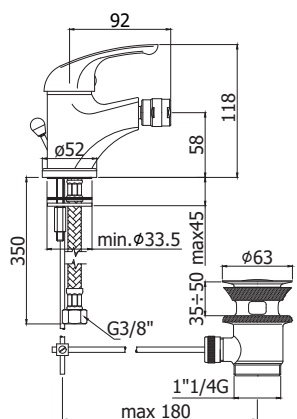
CR cromato
chrome plated

apollo 3



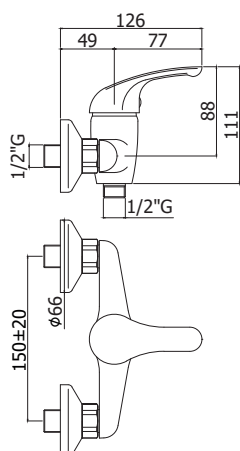
- Miscelatore lavabo completo di:
- aeratore M24x1
 - set 2 flessibili inox 3/8"G
- Wash basin mixer complete with:
- aerator M24x1
 - set of 2 stainless steel hoses 3/8"G

| Model | Finiture - Finishes | EUR |
|---|---------------------|-----|
| APM3 070 . . con scarico automatico 1"G • senza attacco catenella with 1"G pop up waste • without chain holder | CR | |
| APM3 071 . . senza scarico • con attacco catenella without pop up waste • with chain holder | CR | |
| APM3 075 . . con scarico automatico 1"1/4G • senza attacco catenella with 1"1/4G pop up waste • without chain holder | CR | |



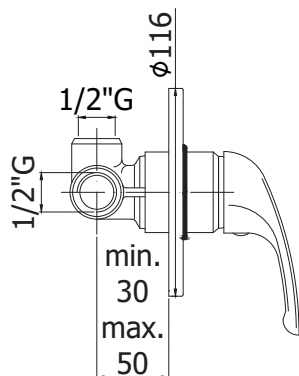
- Miscelatore bidet completo di:
- con snodo e aeratore M24x1
 - set 2 flessibili inox 3/8"G
- Bidet mixer complete with:
- with swivel joint and aerator M24x1
 - set of 2 stainless steel hoses 3/8"G

| Model | Finiture - Finishes | EUR |
|---|---------------------|-----|
| APM3 130 . . con scarico automatico 1"G • senza attacco catenella with 1"G pop up waste • without chain holder | CR | |
| APM3 131 . . senza scarico • con attacco catenella without pop up waste • with chain holder | CR | |
| APM3 135 . . con scarico automatico 1"1/4G • senza attacco catenella with 1"1/4G pop up waste • without chain holder | CR | |



- Miscelatore doccia completo di:
- set 2 eccentrici 1/2"x3/4"G e rosoni
- Shower mixer complete with:
- set of 2 S-wall-unions 1/2"x3/4"G and wall-plates

| Model | Finiture - Finishes | EUR |
|---|---------------------|-----|
| APM3 168 . . senza set doccia • con attacco inferiore 1/2"G without shower set • with 1/2"G lower connection | CR | |
| APM3 168D . . con supporto a muro snodato normale • con doccia Trieste Bis e flessibile with standard swivelling wall bracket • with Trieste Bis hand-shower and flexible hose | CR | |

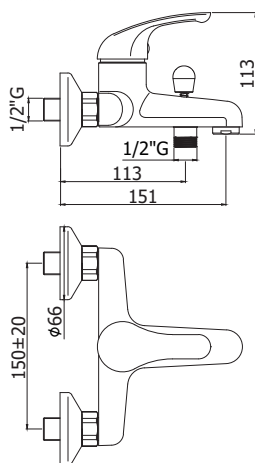


Miscelatore incasso doccia (1 uscita) completo di:
 • piastra in metallo Ø116mm
 • attacchi 1/2"G
 Concealed shower mixer (1 outlet) complete with:
 • metal wall plate Ø116mm
 • 1/2"G connections

APM3 010 . . . **Finiture - Finishes** **EUR**
 senza deviatore **CR**
 without diverter

* Per set incasso/esterno separati (v. capitolo Incassi Projects)
 * For concealed/external set divided (see Concealed mixer Projects chapter)

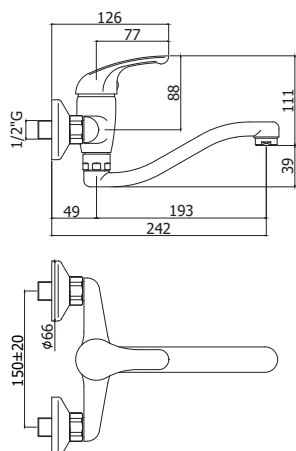
ZPRO 013 . . .
 Prolunga per art. 010 **CR**
 • H43mm
 Extension for art. 010
 • H43mm



Miscelatore vasca/doccia con deviatore completo di:
 • aeratore M28x1
 • set 2 eccentrici 1/2"x3/4"G e rosoni
 Bath/shower mixer with diverter complete with:
 • aerator M28x1
 • set of 2 S-wall-unions 1/2"x3/4"G and wall-plates

APM3 022 . . . **Finiture - Finishes** **EUR**
 senza set doccia **CR**
 without shower set

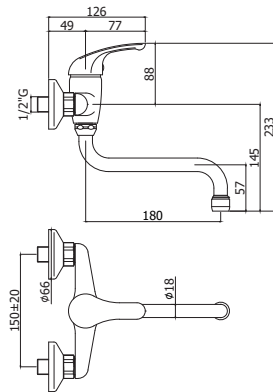
APM3 023 . . . **CR**
 con supporto a muro snodato normale
 • con doccia e flessibile
 with standard swivelling wall bracket
 • with hand-shower and flexible hose



Miscelatore lavello a muro completo di:
 • aeratore M24x1
 • set 2 eccentrici 1/2"x3/4"G e rosoni
 Wall sink mixer complete with:
 • aerator M24x1
 • set of 2 S-wall-unions 1/2"x3/4"G and wall-plates

APM3 161 . . . **Finiture - Finishes** **EUR**
 con canna tubo serpente orientabile - **CR**
 l.190mm
 with swivel tube snake spout - l.190mm

apollo 3



Miscelatore lavello a muro completo di:

- aeratore M22x1
- set 2 eccentrici 1/2"x3/4"G e rosoni

Wall sink mixer complete with:

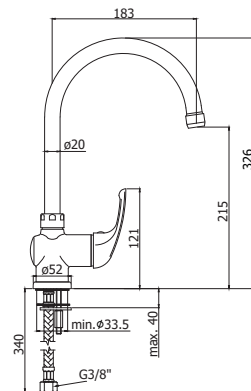
- aerator M22x1
- set of 2 S-wall-unions 1/2"x3/4"G and wall-plates

APM3 164 . .

con canna "S" - Ø18x180mm
with "S" spout - Ø18x180mm

Finiture - Finishes
CR

EUR



Miscelatore lavello monoforo completo di:

- aeratore M22x1F
- set 2 flessibili inox 3/8"G

One-hole sink mixer complete with:

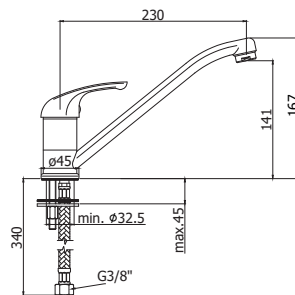
- aerator M22x1F
- set of 2 stainless steel hoses 3/8"G

APM3 180 . .

con canna orientabile
with swivelling spout

Finiture - Finishes
CR

EUR



Miscelatore lavello monoforo con canna orientabile completo di:

- aeratore M24x1
- set 2 flessibili inox 3/8"G

One-hole sink mixer with swivelling spout complete with:

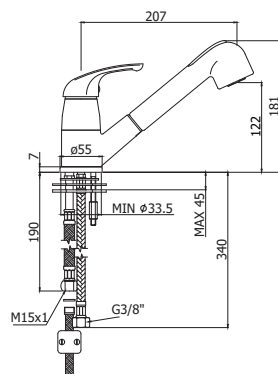
- aerator M24x1
- set of 2 stainless steel hoses 3/8"G

APM3 182 . .

con canna tubo
with tube spout

Finiture - Finishes
CR

EUR



Miscelatore lavello monoforo con canna orientabile completo di:

- set 2 flessibili inox 3/8"G
- 1 flessibile inox M15x1
- 1 flessibile nylon 1/2"G x M15x1 L.1500mm con piombo

One-hole sink mixer with swivelling spout complete with:

- set of 2 stainless steel hoses 3/8"G
- 1 stainless steel hose M15x1
- 1/2"-M15x1 / L.1500mm nylon hose with weight

APM3 183 . .

con doccia estraibile (2 getti) in ABS
with (two-spray) ABS pull out hand-shower

Finiture - Finishes
CR

EUR



ZA91103R Cartuccia Ø 35 mm con distributore con regolazione per artt. 022-023-070-071-075-130-131-135-161-168-168D-180
Cartridge Ø 35 mm with distributor with regulation for artt. 022-023-070-071-075-130-131-135-161-168-168D-180

Finiture - Finishes **EUR**



ZA 91104R Cartuccia completa Ø 35 mm senza distributore con regolazione per artt. 010-182-183
Complete cartridge Ø 35 mm without distributor with regulation for artt. 010-182-183

Finiture - Finishes **EUR**



ZACC146 Valvolina antiritorno Ø15 mm per artt. 168 - ZDEV040
Check-valve Ø15 mm for artt. 168 - ZDEV040
ZACC232 Valvolina antiritorno Ø14 mm per art. ZDOC002
Check-valve Ø14 mm for art. ZDOC002

Finiture - Finishes **EUR**



ZAER001 Aeratore Ø22x1F per artt. 164-180
Aerator Ø22x1F for artt. 164-180
ZAER002 Aeratore Ø24x1M per artt. 022-023-070-071-075-130-131-135-161-182-183
Aerator Ø24x1M for artt. 022-023-070-071-075-130-131-135-161-182-183

Finiture - Finishes **EUR**
CR

CR



ZAER006 Snodo con aeratore Ø 24x1M per artt. 130-131-135
Joint with aerator Ø 24x1M for artt. 130-131-135

Finiture - Finishes **EUR**
CR



ZAST009 Asta piegata Ø4mm + pomolo + snodino + OR per artt. 070-075-130-135
Rod Ø4mm + knob + articulation + OR for artt. 070-075-130-135
ZAST023 Snodo in ABS per asta scarico
ABS articulation for rod connection

Finiture - Finishes **EUR**
CR



ZBAS011 Basetta ottone con guarnizione per art. 182
Brass base with gasket for art. 182
ZBAS012 Basetta ottone con guarnizione per art. 183
Brass base with gasket for art. 183
ZBAS038 Basetta ottone con OR per artt. 070-071-075-130-131-135-180
Brass base with OR for artt. 070-071-075-130-131-135-180

Finiture - Finishes **EUR**
CR







CR

CR



ZCAL003 Calotta 3/4" per miscelatori a parete
3/4" nut for wall mixers

Finiture - Finishes **EUR**
CR

| | | <u>Finiture - Finishes</u> | <u>EUR</u> |
|---|---|----------------------------|------------|
|  | ZCANA012 Canna tubo S Ø 18 mm interasse 180 mm con aeratore per art. 164 Complete S tube spout Ø 18 mm with aerator, distance between centres 180 mm, for art. 164 | CR | |
|  | ZCANA020 Canna tubo ombrello, Ø 20 mm interasse 185 mm, con aeratore, per art. 180 Complete tube spout Ø 20 mm with aerator for art. 180, distance between centres 185 mm | CR | |
|  | ZCANA022 Canna tubo serpente interasse 190 mm con aeratore per art. 161 Tube spout with aerator for art. 161, distance between centres 190 mm | CR | |
|  | ZCAP010 Cappuccio sottoleva in ABS per artt. APOLLO 3 ABS underlever cover for artt. APOLLO 3 | CR | |
|  | ZCAP034 Cappuccio sottoleva in metallo per art. 010 Metal underlever cover for art. 010 | CR | |
|  | ZDEV040 Deviatore con valvolina antiritorno per miscelatore vasca esterno per artt. 022-023 Diverter with check-valve for bath/shower mixer for artt. 022-023 | CR | |
|  | ZDOC002 Doccia (2 getti) in ABS con valvolina antiritorno per art. 183 ABS hand-shower (two spray-functions) with check-valve for art. 183 | CR | |
|  | ZDOC081 Doccia Trieste Bis (monogetto) in ABS per artt. 023-168D Trieste Bis ABS hand-shower (single spray) for artt. 023-168D | CR | |
|  | ZECC003 Eccentrico con rosone 1/2"x3/4" per miscelatori a parete Adjustable centre 1/2"x3/4" for wall mounted mixers | CR | |



- ZFIS007** Set fissaggio per art. 183
Fixing set for art. 183
- ZFIS043** Set fissaggio per artt. 070-071-075-130-131-135-180
Fixing set for artt. 070-071-075-130-131-135-180
- ZFIS054** Set fissaggio per art. 182
Fixing set for art. 182

Finiture - Finishes **EUR**



- ZFLO005** Flessibile 150 cm 1/2" x 1/2" per artt. 023-168D
Flexible hose 150 cm 1/2" x 1/2" for artt. 023-168D

Finiture - Finishes **EUR**
CR



- ZFLO011** Flessibile nylon grigio 150 cm 1/2" x M15x1 con peso ecologico per art. 183
Nylon flexible hose 150 cm 1/2" x M15x1 with weight, for art. 183

Finiture - Finishes **EUR**
CR



- ZFLX001** Set 2 flex inox M10x1 F3/8 x cm. 35 con guarnizioni per artt. 070-071-075-130-131-135-180-182
Set of 2 stainless steel hoses M10x1 F3/8 x cm. 35 with gaskets for artt. 070-071-075-130-131-135-180-182
- ZFLX021** Set 3 flex inox per art. 183
Set of 3 stainless steel hoses for art. 183

Finiture - Finishes **EUR**
CR

CR



- ZGHI003** Ghiera fermacartuccia per artt. APOLLO 3
Ring-nut for cartridge fastening for artt. APOLLO 3
- ZGHI010** Ghiera fermacartuccia per art. 010
Ring-nut for cartridge fastening for art. 010

Finiture - Finishes **EUR**



- ZLEV002** Leva Apollo metallo
Apollo metal lever

Finiture - Finishes **EUR**
CR



- ZPIA007** Piastra 1 foro con guarnizione per art. 010 / Ø116 mm
One-hole wall plate with gasket for art. 010 / Ø116 mm

Finiture - Finishes **EUR**
CR



- ZRAC002** Raccordo canna per artt. 161-164
Spout connection for artt. 161-164
- ZRAC005** Raccordo canna per art. 180
Spout connection for art. 180

Finiture - Finishes **EUR**
CR

CR



ZRAC004 Raccordo canna per artt. 168-168D
Spout connection for artt. 168-168D

Finiture - Finishes **EUR**
CR



ZSED001 Sede per miscelatori a parete
Wall mounted single lever mixer seat

Finiture - Finishes **EUR**
CR



ZSET001 Set gaco/antifrizione per art. 182
Kit of joints for art. 182

Finiture - Finishes **EUR**



ZSET006 Set OR / anello tagliato per art. 180
Kit of OR / cut ring for art. 180
ZSET016 Set OR / anello tagliato per artt. 161-164
Kit of OR / cut ring for artt. 161-164

Finiture - Finishes **EUR**



ZTUB001 Tubo rame con raccordo M10x1 per miscelatore (1 pezzo)
M10x1 threaded copper pipe (1 piece) for mixer

Finiture - Finishes **EUR**
CR

flavia-giorgia

FASCINO

Sinuosità del corpo e morbidezza delle linee: un rubinetto voluttuoso che si inserisce con grande eleganza come complemento degli arredi più classici ed eleganti. La serie è disponibile con 2 versioni di maniglia: serie FLAVIA con leva classica, serie GIORGIA con caratteristica leva a perno. Entrambe le linee sono disponibili nella classica finitura cromata e nelle versioni più eleganti del cromo-oro, bronzato e ramato. La serie GIORGIA inoltre è disponibile con placchetta e perno BIANCO RAL.

CHARM

Sinuousity of the body and softness in the lines: a sensuous faucet that fits with elegance as complement of the more classic and elegant furnishings.

The series is available with 2 handle-versions: FLAVIA series with classic lever, GIORGIA series with nostalgic handle.

Both the lines are available in the classic chrome finish and in the most elegant chrome/gold, bronze and copper versions.

Giorgia series is also available with WHITE RAL handle cover- plate and rod.



FINITURE | FINISHES

La serie **FLAVIA-GIORGIA** è disponibile nelle seguenti finiture:
FLAVIA-GIORGIA range is available in the following finishes:

- CR** cromato
chrome plated
- CO** cromo + gold finish
chrome + gold finish
- BR** bronzato
bronze finish
- RM** ramato
copper finish

Solo per la serie **GIORGIA - GIORGIA** range only:

- CRC** cromo con placchetta e perno per leva BIANCO RAL
chrome with plate and handle for lever WHITE RAL finish

VARIANTI | VARIANTS

FA
LEVA FLAVIA/FLAVIA HANDLE- CR



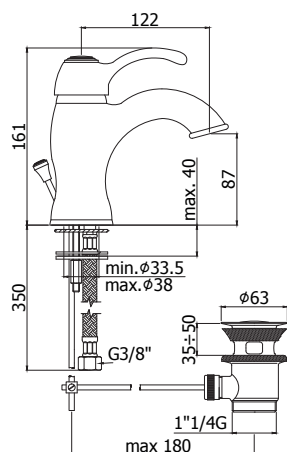
GI
LEVA GIORGIA/GIORGIA HANDLE - CR



GI
LEVA GIORGIA/GIORGIA HANDLE - CRC



flavia-giorgia



- Miscelatore lavabo completo di:
- aeratore M24x1
 - set 2 flessibili inox 3/8" G
- Wash basin mixer complete with:
- aerator M24x1
 - set of 2 stainless steel hoses 3/8" G

FA 071 . . / GI 071 . .

senza scarico
without pop up waste

Finiture - Finishes

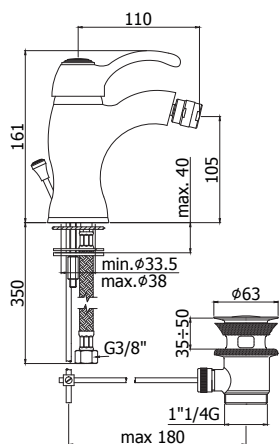
EUR

| | |
|--------------|-----|
| Leva FLAVIA | CR |
| | CO |
| | BR |
| Leva GIORGIA | CR |
| | CO |
| | BR |
| | RM |
| | CRC |

FA 075 . . / GI 075 . .

con scarico automatico 1"1/4G
with 1"1/4G pop up waste

| | |
|--------------|-----|
| Leva FLAVIA | CR |
| | CO |
| | BR |
| Leva GIORGIA | CR |
| | CO |
| | BR |
| | RM |
| | CRC |



- Miscelatore bidet completo di:
- con snodo e aeratore M24x1
 - set 2 flessibili inox 3/8" G
- Bidet mixer complete with:
- with swivel joint and aerator M24x1
 - set of 2 stainless steel hoses 3/8" G

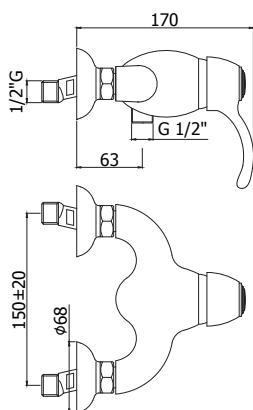
FA 135 . . / GI 135 . .

con scarico automatico 1"1/4G
with 1"1/4G pop up waste

Finiture - Finishes

EUR

| | |
|--------------|-----|
| Leva FLAVIA | CR |
| | CO |
| | BR |
| Leva GIORGIA | CR |
| | CO |
| | BR |
| | RM |
| | CRC |



- Miscelatore doccia completo di:
- set 2 eccentrici 1/2"x3/4" G e rosoni
- Shower mixer complete with:
- set of 2 S-wall-unions 1/2"x3/4" G and wall-plates

FA 168 . .

senza set doccia
without shower set

- con attacco inferiore 1/2" G
- with 1/2" G lower connection

Finiture - Finishes

EUR

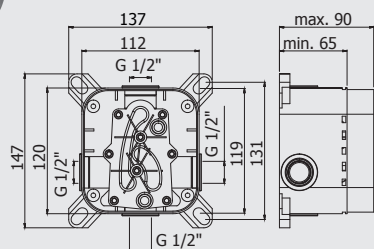

| |
|----|
| CR |
| CO |
| BR |
| RM |

FA 168D . .

supporto a muro snodato Lux
lux swivelling wall bracket

- doccia e flessibile
- hand shower and flexible hose

| |
|----|
| CR |
| CO |
| BR |
| RM |



⚠ PIASTRA METALLO - METAL PLATE
min.77mm - max 90 mm

Set incasso universale per miscelatori doccia completo di:

- corpo incasso
- box

Universal concealed Box for mixers complete with:

- concealed body
- box

PBOX 001

Finiture - Finishes

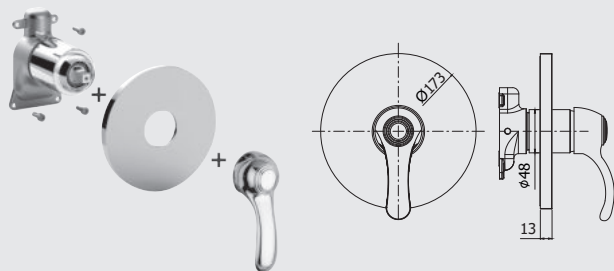
EUR

senza set esterno

without external set

*Da abbinare solo con FA-GI BOX010 - FA-GI BOX015

*To be completed only with FA-GI BOX010 - FA-GI BOX015



Set esterno miscelatore incasso doccia (1 uscita) completo di:

- corpo miscelatore
- piastra in ABS Ø173mm e leva

External set for concealed shower mixer (1 outlet) complete with:

- mixer body
- ABS wall plate Ø173 mm and lever

FA BOX010 . . / GI BOX010 . .

Finiture - Finishes

EUR

senza deviatore

without diverter

CR

Leva FLAVIA

CR

Leva GIORGIA

*Da abbinare solo con PBOX 001

*To be completed only with PBOX 001

ZPRO BOX010 . .














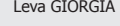








Prolunga per art. BOX010

- H30mm

Extension for art. BOX010

- H30mm

CR



Set esterno miscelatore incasso doccia (2 uscite) completo di:

- corpo miscelatore
- piastra in ABS Ø173mm e leva

External set for concealed shower mixer (2 outlets) complete with:

- mixer body
- ABS wall plate Ø173 mm and lever

FA BOX015 . . / GI BOX015 . .

Finiture - Finishes

EUR

con deviatore a pulsante

with push diverter

CR

Leva FLAVIA

CR

Leva GIORGIA

*Da abbinare solo con PBOX 001

*To be completed only with PBOX 001

ZPRO BOX015 . .

Prolunga con deviatore per art. BOX015

- H30mm

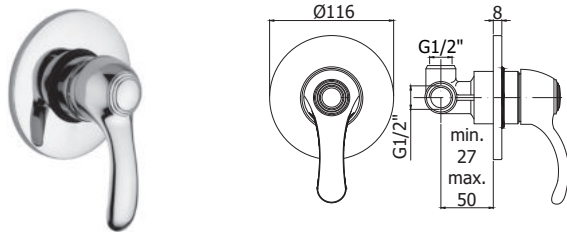
Extension with diverter for art. BOX015

- H30mm

CR



flavia-giorgia



* Per set incasso/esterno separati (v. capitolo Incassi Projects)
 * For concealed/external set divided (see Concealed mixer Projects chapter)

Miscelatore incasso doccia (1 uscita) completo di:
 • piastra e attacchi 1/2" G
 Concealed shower mixer (1 outlet) complete with:
 • wall plate and 1/2" G connections

FA 010 . . / GI 010 . .

con piastra in metallo Ø116mm
 with metal wall plate Ø116mm

Finiture - Finishes **EUR**

| | |
|--|-----|
| | CR |
| | CO |
| | BR |
| | RM |
| | CR |
| | CO |
| | BR |
| | RM |
| | CRC |

FA 011 . . / GI 011 . .

piastra lusso Ø110 mm
 luxury wall plate Ø110 mm

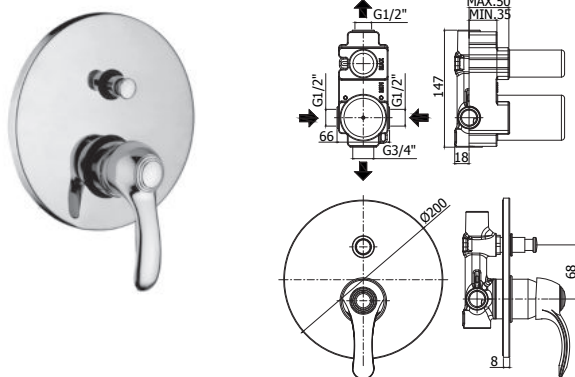
| | |
|--|-----|
| | CR |
| | CO |
| | BR |
| | RM |
| | CR |
| | CO |
| | BR |
| | RM |
| | CRC |

ZPRO 002 . .

Prolunga per art. 010-011 - H41mm
 Extension for art. 010-011 - H41mm

| | |
|--|----|
| | CR |
| | BR |
| | RM |

Miscelatore incasso doccia (2 uscite) completo di:
 • piastra in metallo Ø200mm
 • attacchi calda/fredda e superiore 1/2" G - attacco inferiore 3/4" G
 Concealed shower mixer (2 outlets) complete with:
 • metal wall plate Ø200mm
 • 1/2" G hot/cold and upper connections - 3/4" G lower connection



* Per set incasso/esterno separati (v. capitolo Incassi Projects)
 * For concealed/external set divided (see Concealed mixer Projects chapter)

FA 015 . . / GI 015 . .

con deviatore a pulsante
 with push diverter

Finiture - Finishes **EUR**

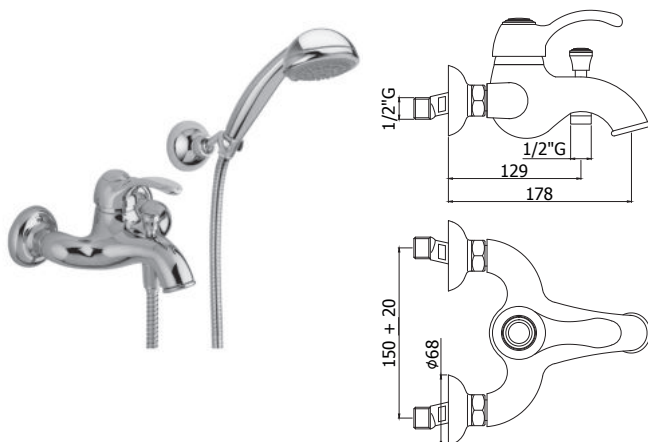
| | |
|--|-----|
| | CR |
| | CO |
| | BR |
| | RM |
| | CR |
| | CO |
| | BR |
| | RM |
| | CRC |

ZPRO 014 . .

Prolunga con deviatore per art. 015
 • H30mm
 Extension with diverter for art. 015
 • H30mm

| | |
|--|----|
| | CR |
| | BR |
| | RM |

Miscelatore vasca/doccia con deviatore completo di:
 • aeratore M28x1
 • set 2 eccentrici 1/2"x3/4" G e rosoni
 Bath/shower mixer with diverter complete with:
 • aerator M28x1
 • set of 2 S-wall-unions 1/2"x3/4" G and wall-plates



* FA024CR con doccia ROYAL/ FA024CO-BR-RM con doccia BELINDA
 * FA024CR with ROYAL hand-shower/ FA024CO-BR-RM with BELINDA hand-shower

* GI024 con doccia BELINDA / GI024 with BELINDA hand-shower

FA 022 . . / GI 022 . .

senza set doccia
 without shower set

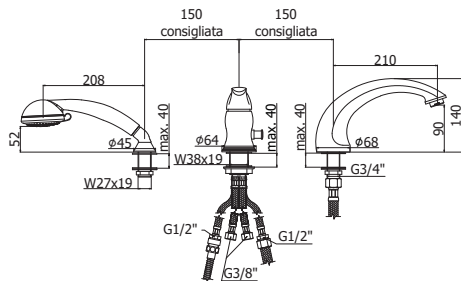
Finiture - Finishes **EUR**

| | |
|--|-----|
| | CR |
| | CO |
| | BR |
| | RM |
| | CR |
| | CO |
| | BR |
| | RM |
| | CRC |

FA 024 . . / GI 024 . .

con supporto a muro snodato Lux
 • con doccia e flessibile
 with LUX swivelling bracket
 • with hand-shower and flexible hose

| | |
|--|-----|
| | CR |
| | CO |
| | BR |
| | RM |
| | CR |
| | CO |
| | BR |
| | RM |
| | CRC |

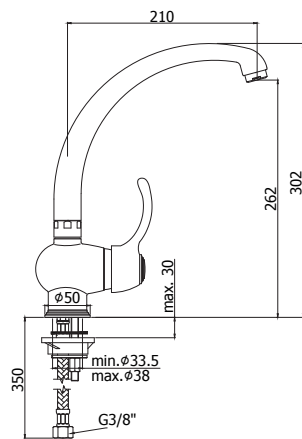


Miscelatore bordo vasca con deviatore completo di:
 • set 5 flex inox per miscelatore
 • doccia Royal e flessibile con piombo

Deck mounted mixer with diverter complete with:
 • set of 5 stainless steel hoses for mixer
 • Royal hand-shower and flexible hose with weight

FA 045 . . **Finiture - Finishes** **EUR**
 con bocca e aeratore M28x1 (3 fori)
 with spout and aerator M28x1 (3 holes)

| | | |
|--|-----------|--|
| | CR | |
| | CO | |
| | BR | |
| | RM | |

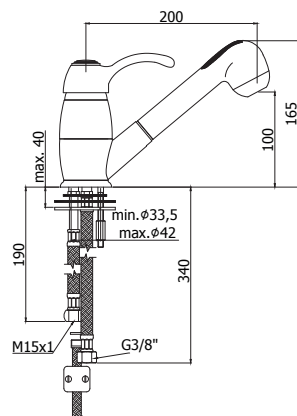


Miscelatore lavello monoforo con canna orientabile completo di:
 • aeratore M24x1
 • set 2 flessibili inox 3/8"G

One-hole sink mixer with swivelling spout complete with:
 • aerator M24x1
 • set of 2 stainless steel hoses 3/8"G

FA 181 . . **Finiture - Finishes** **EUR**
 con canna tubo
 with tube spout

| | | |
|--|-----------|--|
| | CR | |
| | CO | |
| | BR | |
| | RM | |



Miscelatore lavello monoforo con canna orientabile completo di:
 • set 2 flessibili inox 3/8"G
 • 1 flessibile inox M15x1
 • 1 flessibile nylon 1/2"G x M15x1 L.1500mm con piombo

One-hole sink mixer with swivelling spout complete with:
 • set of 2 stainless steel hoses 3/8"G
 • 1 stainless steel hose M15x1
 • 1/2"-M15x1 / L.1500mm nylon hose with weight

FA 183 . . **Finiture - Finishes** **EUR**
 con doccia estraibile (2 getti) in ABS
 with (two-spray) ABS pull out hand-shower

| | | |
|--|-----------|--|
| | CR | |
| | CO | |
| | BR | |
| | RM | |



ZA91100R Cartuccia completa Ø40 con distributore con regolazione per artt. 022-024-071-075-135-168-168D
Cartridge Ø 40 mm with distributor with regulation for artt. 022-024-071-075-135-168-168D

Finiture - Finishes **EUR**



ZA91102R Cartuccia completa Ø40 senza distributore con regolazione per artt. 010-011-015-045-183 / BOX010-015
Complete cartridge Ø 40 mm without distributor with regulation for artt.010-011-015-045-183 / BOX010-015
ZA91150 Cartuccia completa Ø 40 mm senza distributore per art. 181
Complete cartridge Ø 40 mm without distributor for art. 181

Finiture - Finishes **EUR**



ZACC139 Set con curvetta+base+fissaggio per art. 045
Kit with elbow tube connection, base and fixing for art. 045

Finiture - Finishes **EUR**

ZACC141 Set base+fissaggio per art. 045
Set base and fixing for art. 045

CR
CO
BR
RM
CR
BR
RM



ZACC146 Valvolina antiritorno Ø15 mm per artt. 168 - ZDEV051..V
Check-valve Ø15 mm for artt. 168 - ZDEV051..V
ZACC232 Valvolina antiritorno Ø14 mm per art. ZDOC021
Check-valve Ø14 mm for art. ZDOC021

Finiture - Finishes **EUR**



ZAER002 Aeratore completo Ø24 per artt. 135-181-183
Complete aerator Ø24 for artt. 135-181-183

Finiture - Finishes **EUR**

ZAER003 Aeratore completo Ø28 per art. 045
Complete aerator Ø28 for art. 045

CR
GF
BR
RM
CR
GF
BR
RM

ZAER028 Aeratore completo per artt. 071-075
Complete aerator for artt. 071-075

CR
GF
BR
RM
CR
GF
BR
RM

ZAER029 Aeratore completo per artt. 022-024
Complete aerator for artt. 022-024

Finiture - Finishes **EUR**



ZAER006 Snodo maschio con aeratore per art. 135
Joint with aerator for art. 135

CR
GF
BR
RM



ZAST029 Asta, pomolo, snodino Ø4mm per artt. 075-135
Ø4mm rod for waste for artt. 075-135

Finiture - Finishes **EUR**

ZAST023 Snodo in ABS per asta scarico
ABS articulation for rod connection

CR
GF
BR
RM

| | | | | |
|---|-------------------|--|----------------------------|------------|
|  | ZBAS010 | Basetta per art. 183 Base-ring for art. 183 | Finiture - Finishes | EUR |
| | | | CR | |
| | | | GF | |
| | | | BR | |
| | | | RM | |
| | ZBAS014 | Basetta per art. 181 Base-ring for art. 181 | CR | |
| | | | GF | |
| | | | BR | |
| | | | RM | |
| | ZBAS026 | Basetta per art. 045 Base-ring for art. 045 | CR | |
| | | | GF | |
| | | | BR | |
| | | | RM | |
| | ZBAS027 | Basetta per artt. 071-075-135 Brass base for artt. 071-075-135 | CR | |
| | | | GF | |
| | | | BR | |
| | | | RM | |
|  | ZBOC016 | Bocca pesante batteria bordo vasca per art. 045 Deck mounted spout for three-hole bath mixer for art. 045 | Finiture - Finishes | EUR |
| | | | CR | |
| | | | CO | |
| | | | BR | |
| | | | RM | |
|  | ZCAL009 | Calotta per gruppi a parete Nut for wall mounted traditional mixers | Finiture - Finishes | EUR |
| | | | CR | |
| | | | GF | |
| | | | BR | |
| | | | RM | |
|  | ZCANA005 | Canna tubo alta con aeratore per art. 181 Long spout in tube with aerator for art. 181 | Finiture - Finishes | EUR |
| | | | CR | |
| | | | CO | |
| | | | BR | |
| | | | RM | |
|  | ZCAP009 | Cappuccio sottoleva per artt. 010-011-022-024-045-071-075-135-181-183 Under lever cap for artt. 010-011-022-024-045-071-075-135-181-183 | Finiture - Finishes | EUR |
| | | | CR | |
| | | | GF | |
| | | | BR | |
| | | | RM | |
| | ZCAP012 | Cappuccio sottoleva per art. 015 Under lever cap for art. 015 | CR | |
| | | | GF | |
| | | | BR | |
| | | | RM | |
| | ZCAP029 | Cappuccio sottoleva in ABS per artt. BOX010-015 ABS underlever cover for artt. BOX010-015 | CR | |
|  | ZDEV048 | Deviatore completo miscelatore incasso art. 015 Complete diverter for built-in mixer art. 015 | Finiture - Finishes | EUR |
| | | | CR | |
| | | | GF | |
| | | | BR | |
| | | | RM | |
|  | ZDEV051..V | Deviatore con valvolina antiritorno per miscelatore vasca esterno per art. 024 Diverter with check-valve for bath/shower mixer for art. 024 | Finiture - Finishes | EUR |
| | | | CR | |
| | | | GF | |
| | | | BR | |
| | | | RM | |

| | | |
|---|--|--|
|  | <p>ZDEV052 Deviatore per bordo vasca art. 045 Diverter for deck mounted bath mixer art. 045</p> | <p>Finiture - Finishes EUR CR GF BR RM</p> |
|  | <p>ZDEV100 Deviatore completo per art. BOX015 Complete diverter for art. BOX015</p> | <p>Finiture - Finishes EUR CR</p> |
|  | <p>ZDOC021 Doccia Pinguino (2 getti) in ABS con valvolina antiritorno per art. 183 Pinguino (two spray-functions) ABS hand-shower with check-valve for art. 183</p> | <p>Finiture - Finishes EUR CR BR RM</p> |
|  | <p>ZDOC030 Doccia Retrò Belinda (monogetto) in metallo Retrò Belinda (single spray) metal hand-shower</p> | <p>Finiture - Finishes EUR CR CO BR RM</p> |
|  | <p>ZDOC074 Doccia Royal (4 getti + stop) in ABS per art. FA024-045-168D Royal (four spray-functions + stop) ABS hand-shower for art. FA024-045-168D</p> | <p>Finiture - Finishes EUR CR</p> |
|  | <p>ZECC019 Eccentrico con rosone per gruppi a parete Adjustable centre for wall mounted traditional mixers</p> | <p>Finiture - Finishes EUR CR BR RM</p> |
|  | <p>ZFIS007 Set fissaggio per art. 183 Fixing set for art. 183 ZFIS010 Set fissaggio per art. 181 Fixing set for art. 181 ZFIS043 Set fissaggio per artt. 071-075-135 Fixing set for artt. 071-075-135</p> | <p>Finiture - Finishes EUR</p> |
|  | <p>ZFIS028 Set fissaggio corpo miscelatore per art. 045 Fixing set for mixer body for art. 045</p> | <p>Finiture - Finishes EUR</p> |

| | | Finiture - Finishes | EUR |
|---|--|---|------------|
|  | ZFIS051 Fissaggio 3/4 per bocca bordo vasca art. 045 3/4 Fixing kit for deck spout art. 045 | | |
|  | ZFLO001 Flessibile 1/2"x1/2" 1500mm con calotta conica doppia aggraffatura per artt. 024-168D Double fastened longlife metal flexible hose 1/2"x1/2" 1500mm with conical nut for artt. 024-168D | Finiture - Finishes CR BR RM | EUR |
|  | ZFLO009 Flessibile metallo F1/2" M15x11500mm doppia aggraffatura con peso ecologico per artt. 045-183 Double fastened longlife metal flexible hose F1/2" M15x1 1500mm with conical nut and weight for artt. 045-183 | Finiture - Finishes CR BR RM | EUR |
|  | ZFLO011 Flessibile nylon con calotta F1/2" M15x1 1500mm con peso ecologico per art. 183 Nylon flexible hose F1/2" M15x1 1500mm with weight for art. 183 | CR | |
|  | ZFLX001 Set flex inox cm.35 F.3/8" (2 pezzi) per artt. 071-075-135-181 Set of 2 stainless steel hoses M10x1 F3/8 x cm. 35 with gaskets for artt. 071-075-135-181 | Finiture - Finishes CR | EUR |
|  | ZFLX005 Set flex inox (5 pezzi) per art. 045 Set of 5 pcs. inox flex for art. 045 | CR | |
|  | ZFLX021 Set flex inox (3 pezzi) per art. 183 Set of 3 pcs. inox flex for art. 183 | CR | |
|  | ZGHI001 Ghiera fermacartuccia per artt. 010-011-015-022-024-045-071-075-135-181-183 / BOX010-015 Cartridge fastening ring nut for artt. 010-011-015-022-024-045-071-075-135-181-183 / BOX010-015 | Finiture - Finishes EUR | |
|  | ZLEV064 Leva FLAVIA per artt. FA 010-011-015-022-024-045-071-075-135-168-181-183 FLAVIA lever for artt. FA 010-011-015-022-024-045-071-075-135-168-181-183 | Finiture - Finishes CR CO BR RM | EUR |
|  | ZLEV065 Leva GIORGIA per artt. GI 010-011-015-022-024-071-075-135 GIORGIA lever for artt. GI 010-011-015-022-024-071-075-135 | Finiture - Finishes CR CO BR RM CRC | EUR |
|  | GI401 Perno per leva Giorgia Handle for Giorgia lever | Finiture - Finishes CR CO BR RM CRC | EUR |



ZPIA006 Piastra 1 foro con guarnizione per art. 010 / Ø116 mm
One-hole wall plate with gasket for art. 010 / Ø116 mm

Finiture - Finishes **EUR**
CR
BR
RM
CR
BR
RM



ZPIA017 Piastra tonda 2 fori con guarnizioni per art. 015 / Ø200 mm
Round two-hole wall plate with gaskets for art. 015 / Ø200mm

Finiture - Finishes **EUR**
CR
BR
RM



ZPIA072 Piastra tonda in ABS 1 foro con OR per art. BOX010 / Ø173 mm
ABS round one-hole wall plate with OR for art. BOX010 / Ø173mm

Finiture - Finishes **EUR**
CR



ZPIA074 Piastra tonda in ABS 2 fori con OR per art. BOX015 / Ø173 mm
ABS round two-hole wall plate with OR for art. BOX015 / Ø173mm

Finiture - Finishes **EUR**
CR



ZPLA033 Placchetta per leva Flavia
Plate for Flavia lever

Finiture - Finishes **EUR**
CR
GF
BR
RM



ZPLA034 Placchetta per leva Giorgia
Plate for Giorgia lever

Finiture - Finishes **EUR**
CR
GF
BR
RM



ZSED001 Sede per gruppi a parete
Wall mounted mixers seat

Finiture - Finishes **EUR**
CR

chef

LEGGEREZZA IN CUCINA

In cucina la passione per le cose buone diventa passione per le cose belle: la serie CHEF nasce dalla volontà di offrire qualcosa di nuovo senza perdere di vista l'essenza. Niente fronzoli, nessun eccesso: linearità e uniformità tra canna e corpo per interpretare la leggerezza come icona dell'alta cucina contemporanea.

Il tradizionale sistema di aggancio del supporto doccia viene sostituito dall'innovativo aggancio con magnete per creare una linea di rubinetteria per cucina che esprime al massimo gli elementi propri del made in Italy: design, qualità dei materiali, funzionalità, affidabilità e durata nel tempo.

LIGHTNESS IN THE KITCHEN

In the kitchen, the passion for good things becomes a passion for beautiful things: the CHEF line comes from the desire to offer something new without losing essence. No frills, no excess: linearity and uniformity between the spout and the mixer body to render the lightness as an icon of the contemporary haute cuisine.

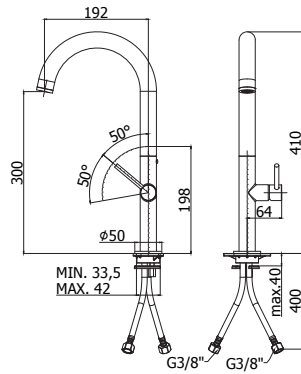
The traditional attachment system for the shower support is replaced by the innovative hook with magnet, creating a line of kitchen taps as expression of "Made in Italy" concepts: design, quality of materials, functionality, reliability and durability.



FINITURE | FINISHES

La serie **CHEF** è disponibile nelle seguenti finiture:
CHEF range is available in the following finishes:

CR cromato
 chrome plated



Miscelatore lavello monoforo alto con canna orientabile completo di:

- aeratore M24x1
- set 2 flessibili inox 3/8" G

Tall One-hole sink mixer with swivelling spout complete with:

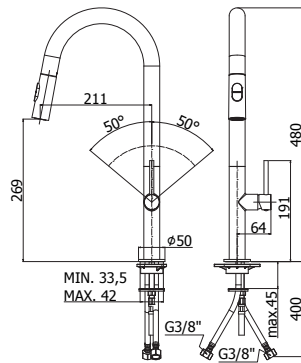
- aerator M24x1
- set of 2 stainless steel hoses 3/8" G

CH 180 . .

con canna tubo Ø30mm
with tube spout - Ø30mm

Finiture - Finishes
CR

EUR



Miscelatore lavello monoforo alto con canna orientabile completo di:

- set 2 flessibili inox 3/8" G
- flessibile nylon con piombo 1/2"-M10x1 / L.1500mm

Tall One-hole sink mixer with swivelling spout complete with:

- set of 2 stainless steel hoses 3/8" G
- 1/2"-M10x1 / L.1500mm nylon hose with weight

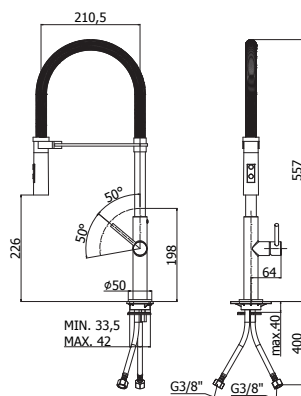
CH 185 . .

con doccia estraibile Minimal (2 getti)
in ABS

• con canna tubo Ø30mm
with Minimal (two spray-functions) ABS
pull out hand-shower
• with tube spout - Ø30mm

Finiture - Finishes
CR

EUR



Miscelatore lavello monoforo con canna orientabile completo di:

- doccia Minimal (2 getti) in ABS
- supporto doccia con aggancio facilitato con magneti
- set 2 flessibili inox 3/8" G

One-hole sink mixer with swivelling spout complete with:

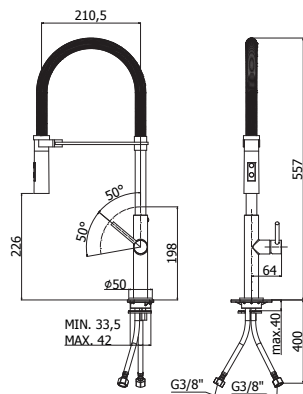
- Minimal ABS hand-shower (two spray-functions)
- Hand-shower bracket with magnetic easy rest
- set of 2 stainless steel hoses 3/8" G

CH 179 . .

Professional
Professional

Finiture - Finishes
CR

EUR



- Miscelatore lavello monoforo con canna orientabile completo di:
- doccia Minimal (2 getti) in ABS
 - supporto doccia con aggancio facilitato con magneti
 - set 2 flessibili inox 3/8" G
- One-hole sink mixer with swivelling spout complete with:
- Minimal ABS hand-shower (two spray-functions)
 - Hand-shower bracket with magnetic easy rest
 - set of 2 stainless steel hoses 3/8" G

CH 179 . .

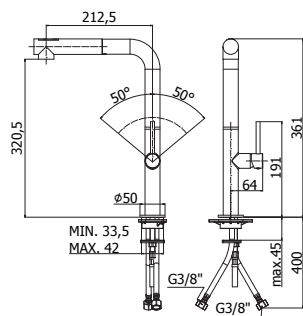
Finiture - Finishes

EUR

Professional
Professional

CRNO

- * CRNO - Cromo + molla nero opaco
- * CRNO - Chrome + matt black spring



- Miscelatore lavello monoforo con canna orientabile completo di:
- flessibile nylon con piombo 1/2"-M10x1 / L.1500mm
 - set 2 flessibili inox 3/8" G
- One-hole sink mixer with swivelling spout complete with:
- 1/2"-M10x1 / L.1500mm nylon hose with weight
 - set of 2 stainless steel hoses 3/8" G

CH 985 . .

Finiture - Finishes

EUR

con doccia estraibile ABS 2 getti
con canna tubo Ø30mm

CR

- with (two-spray) pull out hand-shower
- with tube spout - Ø30mm



ZACC1170 Cartuccia completa Ø25 mm senza distributore per artt. 179-180-185-985
Complete cartridge Ø25 mm without distributor for artt. 179-180-185-985

Finiture - Finishes **EUR**



ZACC146 Valvolina antiritorno Ø15 mm per artt. ZDOC113
Check-valve Ø15 mm for artt. ZDOC113
ZACC232 Valvolina antiritorno Ø14 mm per artt. ZDOC069-ZDOC084
Check-valve Ø14 mm for artt. ZDOC069-ZDOC084

Finiture - Finishes **EUR**



ZACC350 Molla superiore filo Ø 2 mm per artt. 179
Top spring Ø 2 mm for artt. 179

Finiture - Finishes **EUR**
CR
NO



ZACC384 Supporto doccia con magneti + viti per artt. 179
Hand-shower bracket with magnets + screws for artt.179

Finiture - Finishes **EUR**
CL



ZACC408 Boccola ABS per canna per artt. 185-985
ABS insert for spout for artt. 185-985

Finiture - Finishes **EUR**



ZACC409 Supporto per doccia per artt. 179
Hand-shower bracket for artt. 179

Finiture - Finishes **EUR**
CR



ZAER112 Aeratore Ø30mm per artt. 180
Aerator Ø30mm for artt. 180

Finiture - Finishes **EUR**
CR



ZBAS103 Basetta metallo con OR per artt. CHEF
Metal base with OR for artt. CHEF

Finiture - Finishes **EUR**
CR

| | | | | |
|---|-----------------|---|----------------------------|------------|
|  | ZCAN203 | Canna completa con raccordo e boccola per art. 185 Complete spout with connection for art. 185 | Finiture - Finishes | EUR |
| | ZCANA205 | Canna completa con raccordo e aeratore per art. 180 Complete spout with connection and aerator for art. 180 | CR | |
| | | | CR | |
|  | ZCAN204 | Canna completa con raccordo e boccola per art. 985 Complete spout with connection for art. 985 | Finiture - Finishes | EUR |
| | | | CR | |
|  | ZCAP063 | Cappuccio sottoleva in metallo per artt. CHEF Metal underlever cover for artt. CHEF | Finiture - Finishes | EUR |
| | | | CR | |
|  | ZDOC069 | Doccia Minimal (2 getti) in ABS con valvolina antiritorno per art. 179 | Finiture - Finishes | EUR |
| | ZDOC113 | Minimal ABS hand-shower (two spray-functions) with check-valve for art. 179 | CR | |
| | ZAER050 | Doccia Minimal (2 getti) in ABS con valvolina antiritorno per art. 185 | CR | |
| | ZAER131 | Minimal ABS hand-shower (two spray-functions) with check-valve for art. 185 | | |
| | | Aeratore a scomparsa Ø16,5x1M per artt. ZDOC069-ZDOC084 | | |
| | | Hidden aerator Ø16,5x1M for artt. ZDOC069-ZDOC084 | | |
| | | Aeratore completo di chiavetta per art. ZDOC113 | | |
| | | Aerator with key for art. ZDOC113 | | |
|  | ZDOC084 | Doccia 2 getti in ABS con valvolina antiritorno per art. 985 | Finiture - Finishes | EUR |
| | ZAER050 | two-spray ABS pull out hand-shower with check-valve for art. 985 | CR | |
| | | Aeratore a scomparsa Ø16,5x1M per artt. ZDOC069-ZDOC084 | | |
| | | Hidden aerator Ø16,5x1M for artt. ZDOC069-ZDOC084 | | |
|  | ZFIS133 | Set fissaggio per artt. 185-985 | Finiture - Finishes | EUR |
| | ZFIS134 | Fixing set for artt. 185-985 | | |
| | | Set fissaggio per artt. 179-180 | | |
| | | Fixing set for artt. 179-180 | | |
|  | ZFLO073 | Flessibile nylon con peso ecologico 1/2"-M10x1/ L.1500mm per artt. 185-985 1/2"-M10x1/ L.1500mm nylon hose with weight for artt. 185-985 | Finiture - Finishes | EUR |
| | | | CR | |
|  | ZFLX061 | Flex inox Ø14 cm. 53 plastificato per art. 179 PVC coated flex inox Ø14 cm. 53 for art. 179 | Finiture - Finishes | EUR |
| | | | CR50 | |



ZFLX102 Set flex inox cm. 45 M8x1 - F.3/8"G (2 pezzi) per artt. CHEF
Set of 2 pcs. inox flex cm. 45 M8x1 - F.3/8"G for artt. CHEF

Finiture - Finishes **EUR**
CRPX-CH



ZGHI025 Ghiera ferma cartuccia per artt. CHEF
Cartridge fastening ring nut for artt. CHEF

Finiture - Finishes **EUR**



ZLEV166 Leva metallo per artt. CHEF
Metal lever for artt. CHEF

Finiture - Finishes **EUR**
CR



ZRAC073 Raccordo canna, mezza luna e vite per artt. 180
Connection and fixing set for spout for artt. 180
ZRAC088 Raccordo canna, mezza luna e vite per artt. 179
Connection and fixing set for spout for artt. 179

Finiture - Finishes **EUR**
CR
CR



ZRAC117 Raccordo canna, mezza luna e vite per artt. 185-985
Connection and fixing set for spout for artt. 185-985

Finiture - Finishes **EUR**
CR



ZRAC118 Raccordo tirante M8x1/M10x1 - 112 mm per artt. 185-985
M8x1/M10x1 112 mm fixing-connection for artt. 185-985

Finiture - Finishes **EUR**



ZRAC119 Raccordo per distanziale supporto doccia per artt. 179
Connection for hand-shower bracket for artt. 179

Finiture - Finishes **EUR**
CR



ZRAC121 Supporto per doccia per artt. 179
Hand-shower bracket for artt. 179

Finiture - Finishes **EUR**
CL

thermostatici

MISCELATORI TERMOSTATICI

I nostri rubinetti termostatici per il bagno permettono di mantenere l'acqua ad una temperatura costante per tutta la durata di utilizzo, anche nel caso di una variazione di pressione sulle mandate dell'impianto nel caso di apertura contemporanea di altri rubinetti. L'acqua calda e l'acqua fredda, infatti, vengono miscelate dalla cartuccia termostatica ad una temperatura preimpostata dall'utente, regolando costantemente la miscelazione in base alle variazioni dell'impianto, evitando così aumenti o crolli improvvisi della temperatura, che viene mantenuta costante anche nelle successive aperture.

THERMOSTATIC MIXERS

Our thermostatic mixers for the bathroom allow to maintain the water at a constant temperature during the use, even in case of pressure changes in the equipment due to simultaneous opening of other taps. The hot and cold water, are in fact mixed by the thermostatic cartridge at a temperature preset by the user, constantly adjusting the water mixing according to changes in the equipment, avoiding increases or sharp reductions of the temperature, which is kept constant also in the succeeding openings.



FINITURE | FINISHES

La serie **TERMOSTATICI** è disponibile nelle seguenti finiture:
TERMOSTATICI range is available in the following finishes:

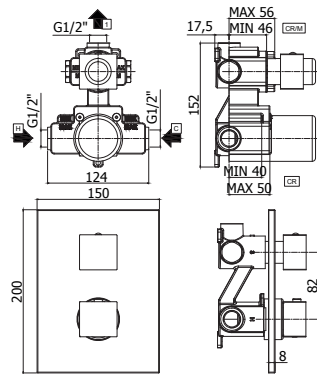
| | |
|-------------|---|
| CR | cromato chrome plated |
| BO | bianco opaco matt white finish |
| NO | nero opaco matt black finish |
| HG | finitura honey gold honey gold finish |
| HGSP | finitura honey gold spazzolato brushed honey gold finish |
| ST | steel looking steel looking finish |

COLLEZIONI | RANGES

Collezioni disponibili con miscelatori termostatici:
 Ranges available with thermostatic mixer:

| | |
|---------|---------------|
| " LEQ " | LEVEL |
| " LIQ " | LIGHT |
| " EQS " | EQUO STAR NEW |
| " QTV " | QUATTRO |

level



***CR con piastra ABS - CR/M ST/M con piastra in Acciaio inox**
***CR with ABS wall plate - CR/M ST/M with Stainless steel wall plate**

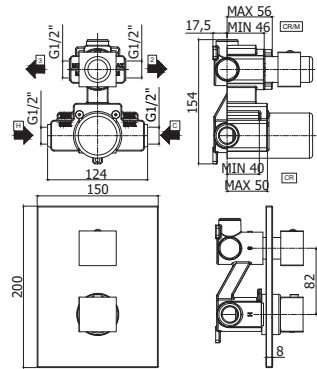
Miscelatore termostatico incasso doccia (1 uscita) completo di:
 • piastra 150x200mm
 • attacchi 1/2" G
 Concealed thermostatic shower mixer (1 outlet) complete with:
 • wall plate 150x200mm
 • 1/2" G connections

LEQ 513 . . **Finiture - Finishes** **EUR**
 senza deviatore (1 uscita + stop) **CR**
 without diverter (1 outlet + stop) **CR/M**
ST/M

ZPRO 072 . .
 Prolunga per art. 513
 • H20mm
 Extension for art. 513
 • H20mm



CR
ST



***CR con piastra ABS - CR/M ST/M con piastra in Acciaio inox**
***CR with ABS wall plate - CR/M ST/M with Stainless steel wall plate**

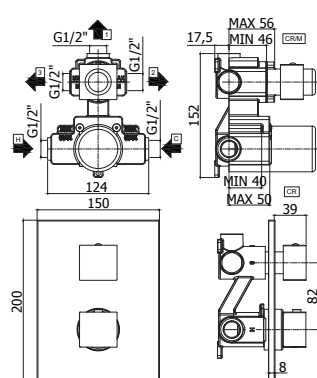
Miscelatore termostatico incasso doccia (2 uscite) completo di:
 • piastra 150x200mm
 • attacchi 1/2" G
 Concealed thermostatic shower mixer (2 outlets) complete with:
 • wall plate 150x200mm
 • 1/2" G connections

LEQ 518 . . **Finiture - Finishes** **EUR**
 con cartuccia deviatore (2 uscite + stop) **CR**
 with diverter cartridge (2 outlets + stop) **CR/M**
ST/M

ZPRO 074 . .
 Prolunga per art. 518
 • H20mm
 Extension for art. 518
 • H20mm



CR
ST



***CR con piastra ABS - CR/M ST/M con piastra in Acciaio inox**
***CR with ABS wall plate - CR/M ST/M with Stainless steel wall plate**

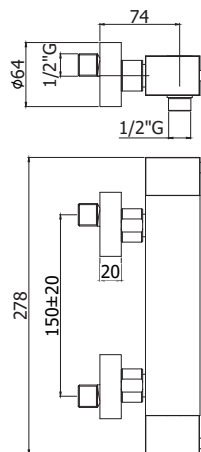
Miscelatore termostatico incasso doccia (3 uscite) completo di:
 • piastra 150x200mm
 • attacchi 1/2" G
 Concealed thermostatic shower mixer (3 outlets) complete with:
 • wall plate 150x200mm
 • 1/2" G connections

LEQ 519 . . **Finiture - Finishes** **EUR**
 con cartuccia deviatore (3 uscite + 3
 posizioni intermedie con stop) **CR**
 with diverter cartridge (3 outlets + 3 stop
 intermediate positions) **CR/M**
ST/M

ZPRO 074 . .
 Prolunga per art. 519
 • H20mm
 Extension for art. 519
 • H20mm



CR
ST



Miscelatore termostatico doccia completo di:

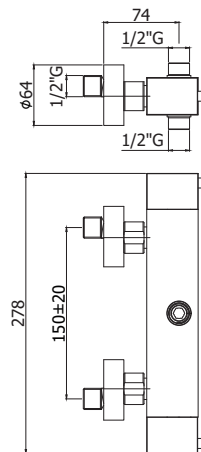
- limitatore di portata ECOSTOP
- set 2 eccentrici 1/2"x3/4"G e rosoni
- attacchi 1/2"G

Thermostatic shower mixer complete with:

- ECO-STOP flow reducer
- set of 2 S-wall-unions 1/2"x3/4"G and wall-plates
- 1/2"G connections

| LEQ 268 . . | Finiture - Finishes | EUR |
|--------------------|---------------------|-----|
| senza set doccia | CR | |
| without shower set | ST | |

| LEQ 268D . . | Finiture - Finishes | EUR |
|--------------------------------------|---------------------|-----|
| con supporto a muro snodato in ABS | CR | |
| • con doccia e flessibile | ST | |
| with ABS joint wall bracket | | |
| • with hand-shower and flexible hose | | |



Miscelatore termostatico doccia (2 uscite) completo di:

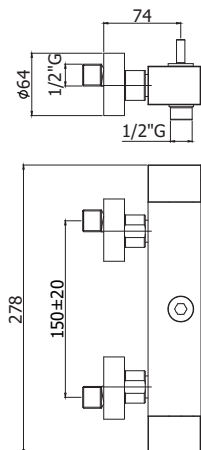
- set 2 eccentrici 1/2"x3/4"G e rosoni
- con attacchi 1/2"G

Thermostatic shower mixer (2 outlets) complete with:

- set of 2 S-wall-unions 1/2"x3/4"G and wall-plates
- with 1/2"G connections

| LEQ 269 . . | Finiture - Finishes | EUR |
|--|---------------------|-----|
| senza set doccia | CR | |
| • con cartuccia deviatore (2 uscite + stop) | ST | |
| without shower set | | |
| • with diverter cartridge (2 outlets + stop) | | |

* Solo in abbinamento con colonne doccia
* To be used with shower columns only



Miscelatore termostatico doccia (2 uscite) completo di:

- set 2 eccentrici 1/2"x3/4"G e rosoni
- con attacchi 1/2"G

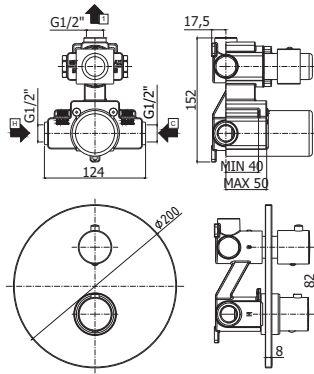
Thermostatic shower mixer (2 outlets) complete with:

- set of 2 S-wall-unions 1/2"x3/4"G and wall-plates
- with 1/2"G connections

| LEQ 269R . . | Finiture - Finishes | EUR |
|--|---------------------|-----|
| per colonna doccia ZCOL665CR | CR | |
| • con cartuccia deviatore (2 uscite + stop) | | |
| • con attacco superiore speciale | | |
| for ZCOL665CR shower column | | |
| • with diverter cartridge (2 outlets + stop) | | |
| • with special upper connection | | |

* Solo in abbinamento con colonne doccia
* To be used with shower columns only

light



- Miscelatore termostatico incasso doccia (1 uscita) completo di:
- piastra in metallo Ø200mm
 - attacchi 1/2" G
- Concealed thermostatic shower mixer (1 outlet) complete with:
- metal wall plate Ø200mm
 - 1/2" G connections

LIQ 013 . .

- senza deviatore (1 uscita + stop)
without diverter (1 outlet + stop)

| Finiture - Finishes | EUR |
|---------------------|-----|
| CR | |
| BO | |
| NO | |
| HG | |
| HGSP | |
| ST | |

ZPRO 075 . .

Prolunga per artt. 013-018-019-513-518-519

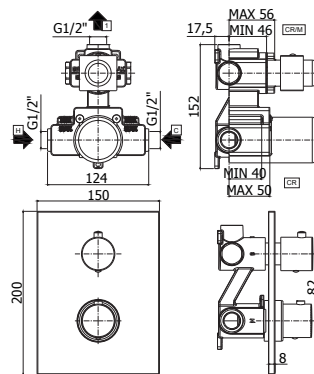
- H20mm

Extension for artt. 013-018-019-513-518-519

- H20mm



| |
|------|
| CR |
| BO |
| NO |
| HG |
| HGSP |
| ST |



- Miscelatore termostatico incasso doccia (1 uscita) completo di:
- piastra 150x200mm
 - attacchi 1/2" G
- Concealed thermostatic shower mixer (1 outlet) complete with:
- wall plate 150x200mm
 - 1/2" G connections

LIQ 513 . .

- senza deviatore (1 uscita + stop)
without diverter (1 outlet + stop)

| Finiture - Finishes | EUR |
|---------------------|-----|
| CR | |
| CR/M | |
| BO/M | |
| NO/M | |
| HG/M | |
| HGSP/M | |
| ST/M | |

ZPRO 075 . .

Prolunga per artt. 013-018-019-513-518-519

- H20mm

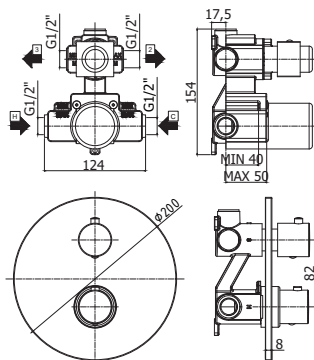
Extension for artt. 013-018-019-513-518-519

- H20mm



| |
|------|
| CR |
| BO |
| NO |
| HG |
| HGSP |
| ST |

*CR con piastra ABS - CR/M BO/M NO/M HG/M HGSP/M ST/M con piastra in Acciaio inox
*CR with ABS wall plate - CR/M BO/M NO/M HG/M HGSP/M ST/M with Stainless steel wall plate



- Miscelatore termostatico incasso doccia (2 uscite) completo di:
- piastra in metallo Ø200mm
 - attacchi 1/2" G
- Concealed thermostatic shower mixer (2 outlets) complete with:
- metal wall plate Ø200mm
 - 1/2" G connections

LIQ 018 . .

- con cartuccia deviatore (2 uscite + stop)
with diverter cartridge (2 outlets + stop)

| Finiture - Finishes | EUR |
|---------------------|-----|
| CR | |
| BO | |
| NO | |
| HG | |
| HGSP | |
| ST | |

ZPRO 075 . .

Prolunga per artt. 013-018-019-513-518-519

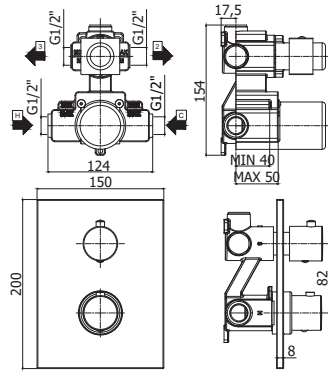
- H20mm

Extension for artt. 013-018-019-513-518-519

- H20mm



| |
|------|
| CR |
| BO |
| NO |
| HG |
| HGSP |
| ST |



Miscelatore termostatico incasso doccia (2 uscite) completo di:

- piastra 150x200mm
- attacchi 1/2"G

Concealed thermostatic shower mixer (2 outlets) complete with:

- wall plate 150x200mm
- 1/2"G connections

LIQ 518 . .

con cartuccia deviatore (2 uscite + stop)
with diverter cartridge (2 outlets + stop)

Finiture - Finishes **EUR**

CR
CR/M
BO/M
NO/M
HG/M
HGSP/M
ST/M

*CR con piastra ABS - CR/M BO/M NO/M HG/M HGSP/M ST/M con piastra in Acciaio inox
*CR with ABS wall plate - CR/M BO/M NO/M HG/M HGSP/M ST/M with Stainless steel wall plate

ZPRO 075 . .

Prolunga per artt. 013-018-019-513-518-519

- H20mm

Extension for artt. 013-018-019-513-518-519

- H20mm



CR
BO
NO
HG
HGSP
ST

Miscelatore termostatico incasso doccia (3 uscite) completo di:

- piastra in metallo Ø200mm
- attacchi 1/2"G

Concealed thermostatic shower mixer (3 outlets) complete with:

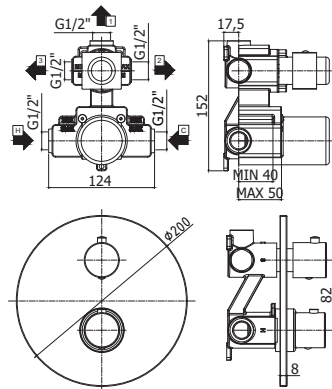
- metal wall plate Ø200mm
- 1/2"G connections

LIQ 019 . .

con cartuccia deviatore (3 uscite + 3 posizioni intermedie con stop)
with diverter cartridge (3 outlets + 3 stop intermediate positions)

Finiture - Finishes **EUR**

CR
BO
NO
HG
HGSP
ST



ZPRO 075 . .

Prolunga per artt. 013-018-019-513-518-519

- H20mm

Extension for artt. 013-018-019-513-518-519

- H20mm



CR
BO
NO
HG
HGSP
ST

Miscelatore termostatico incasso doccia (3 uscite) completo di:

- piastra 150x200mm
- attacchi 1/2"G

Concealed thermostatic shower mixer (3 outlets) complete with:

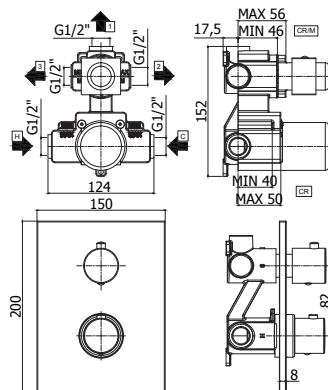
- wall plate 150x200mm
- 1/2"G connections

LIQ 519 . .

con cartuccia deviatore (3 uscite + 3 posizioni intermedie con stop)
with diverter cartridge (3 outlets + 3 stop intermediate positions)

Finiture - Finishes **EUR**

CR
CR/M
BO/M
NO/M
HG/M
HGSP/M
ST/M



ZPRO 075 . .

Prolunga per artt. 013-018-019-513-518-519

- H20mm

Extension for artt. 013-018-019-513-518-519

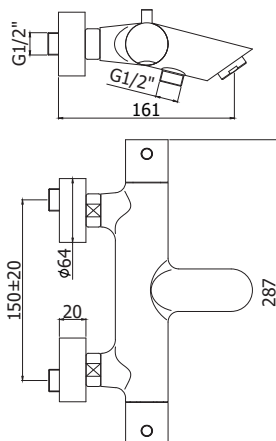
- H20mm



CR
BO
NO
HG
HGSP
ST

*CR con piastra ABS - CR/M BO/M NO/M HG/M HGSP/M ST/M con piastra in Acciaio inox
*CR with ABS wall plate - CR/M BO/M NO/M HG/M HGSP/M ST/M with Stainless steel wall plate

light

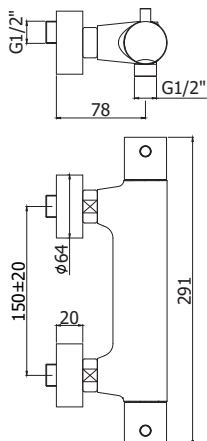


* CR con doccia BIRILLO/ BO-NO-HG-HGSP-ST con doccia MASTER
 * CR with BIRILLO hand-shower/ BO-NO-HG-HGSP-ST with MASTER hand-shower

Miscelatore termostatico vasca/doccia con deviatore completo di:
 • aeratore M28x1
 • set 2 eccentrici 1/2"x3/4"G e rosoni
 Thermostatic bath/shower mixer complete with:
 • aerator M28x1
 • set of 2 S-wall-unions 1/2"x3/4"G and wall-plates

| LIQ 022 . . | Finiture - Finishes | EUR |
|--------------------|---------------------|-----|
| senza set doccia | CR | |
| without shower set | BO | |
| | NO | |
| | HG | |
| | HGSP | |
| | ST | |

| LIQ 023 . . | Finiture - Finishes | EUR |
|--|---------------------|-----|
| con supporto a muro snodato in metallo | CR | |
| • con doccia e flessibile | BO | |
| with metal joint wall bracket | NO | |
| • with hand-shower and flexible hose | HG | |
| | HGSP | |
| | ST | |

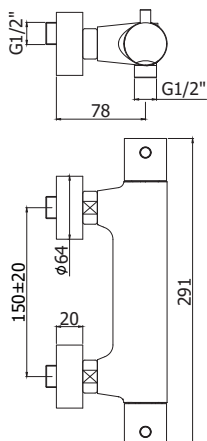


* CR con doccia BIRILLO/ BO-NO-HG-HGSP-ST con doccia MASTER
 * CR with BIRILLO hand-shower/ BO-NO-HG-HGSP-ST with MASTER hand-shower

Miscelatore termostatico doccia completo di:
 • set 2 eccentrici 1/2"x3/4"G e rosoni
 Thermostatic shower mixer complete with:
 • set of 2 S-wall-unions 1/2"x3/4"G and wall-plates

| LIQ 168 . . | Finiture - Finishes | EUR |
|-------------------------------|---------------------|-----|
| senza set doccia | CR | |
| • con attacco inferiore 1/2"G | | |
| without shower set | | |
| • with 1/2"G lower connection | | |

| LIQ 168D . . | Finiture - Finishes | EUR |
|--|---------------------|-----|
| con supporto a muro snodato in metallo | CR | |
| • con doccia e flessibile | | |
| with metal joint wall bracket | | |
| • with hand-shower and flexible hose | | |

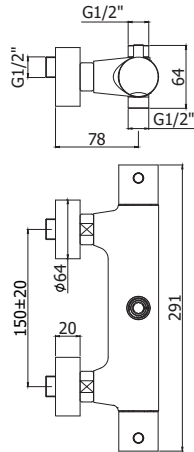


* CR con doccia BIRILLO/ BO-NO-HG-HGSP-ST con doccia MASTER
 * CR with BIRILLO hand-shower/ BO-NO-HG-HGSP-ST with MASTER hand-shower

Miscelatore termostatico doccia completo di:
 • limitatore di portata ECOSTOP
 • set 2 eccentrici 1/2"x3/4"G e rosoni
 Thermostatic shower mixer complete with:
 • ECO-STOP flow reducer
 • set of 2 S-wall-unions 1/2"x3/4"G and wall-plates

| LIQ 168E . . | Finiture - Finishes | EUR |
|-------------------------------|---------------------|-----|
| senza set doccia | CR | |
| • con attacco inferiore 1/2"G | BO | |
| without shower set | NO | |
| • with 1/2"G lower connection | HG | |
| | HGSP | |
| | ST | |

| LIQ 168ED . . | Finiture - Finishes | EUR |
|--|---------------------|-----|
| con supporto a muro snodato in metallo | CR | |
| • con doccia e flessibile | BO | |
| with metal joint wall bracket | NO | |
| • with hand-shower and flexible hose | HG | |
| | HGSP | |
| | ST | |



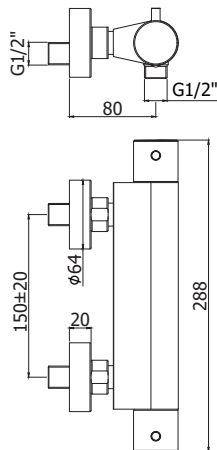
* Solo in abbinamento con colonne doccia
* To be used with shower columns only

Miscelatore termostatico doccia (2 uscite) completo di:
 • set 2 eccentrici 1/2"x3/4"G e rosoni
 • con attacchi 1/2"G
 Thermostatic shower mixer (2 outlets) complete with:
 • set of 2 S-wall-unions 1/2"x3/4"G and wall-plates
 • with 1/2"G connections

LIQ 169 . .

senza set doccia
 • con cartuccia deviatore (2 uscite + stop)
 without shower set
 • with diverter cartridge (2 outlets + stop)

| Finiture - Finishes | EUR |
|---------------------|-----|
| CR | |
| BO | |
| NO | |
| HG | |
| HGSP | |
| ST | |

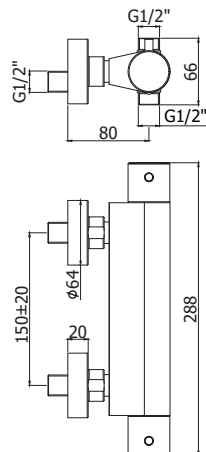


Miscelatore termostatico doccia completo di:
 • set 2 eccentrici 1/2"x3/4"G e rosoni
 Thermostatic shower mixer complete with:
 • set of 2 S-wall-unions 1/2"x3/4"G and wall-plates

LIQ 468 . COLD TOUCH - ECOSTOP

senza set doccia
 • con attacco inferiore 1/2"G
 without shower set
 • with 1/2"G lower connection

| Finiture - Finishes | EUR |
|---------------------|-----|
| CR | |
| BO | |
| NO | |
| HG | |
| HGSP | |
| ST | |



Miscelatore termostatico doccia (2 uscite) completo di:
 • set 2 eccentrici 1/2"x3/4"G e rosoni
 • con attacchi 1/2"G
 Thermostatic shower mixer (2 outlets) complete with:
 • set of 2 S-wall-unions 1/2"x3/4"G and wall-plates
 • with 1/2"G connections

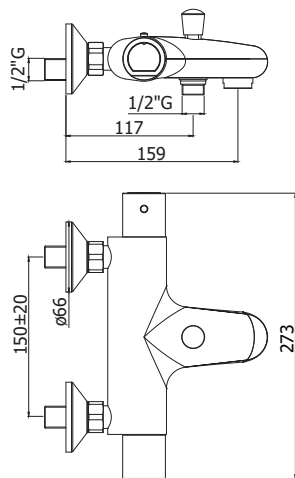
LIQ 469 . . COLD TOUCH

senza set doccia
 • con cartuccia deviatore (2 uscite + stop)
 without shower set
 • with diverter cartridge (2 outlets + stop)

| Finiture - Finishes | EUR |
|---------------------|-----|
| CR | |

* Solo in abbinamento con colonne doccia
* To be used with shower columns only

equo star new



Miscelatore termostatico vasca/doccia con deviatore completo di:

- aeratore M28x1
- set 2 eccentrici 1/2"x3/4"G e rosoni

Thermostatic bath/shower mixer complete with:

- aerator M28x1
- set of 2 S-wall-unions 1/2"x3/4"G and wall-plates

EQS 022CR NEW

Finiture - Finishes

EUR

senza set doccia
without shower set

CR

EQS 023CR NEW

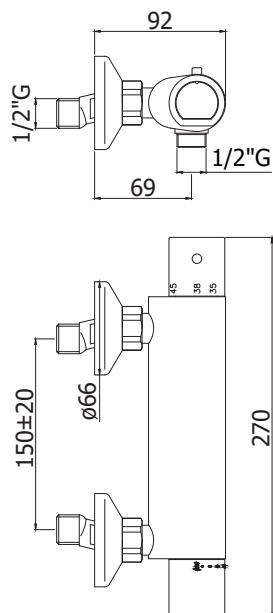
con supporto a muro Smart in ABS

• con doccia Trieste Bis e flessibile

with ABS Smart wall bracket

• with Trieste Bis hand-shower and flexible hose

CR



Miscelatore termostatico doccia completo di:

- set 2 eccentrici 1/2"x3/4"G e rosoni

Thermostatic shower mixer complete with:

- set of 2 S-wall-unions 1/2"x3/4"G and wall-plates

EQS 168CR NEW

Finiture - Finishes

EUR

senza set doccia
• con attacco inferiore 1/2"G
without shower set
• with 1/2"G lower connection

CR

EQS 168DCR NEW

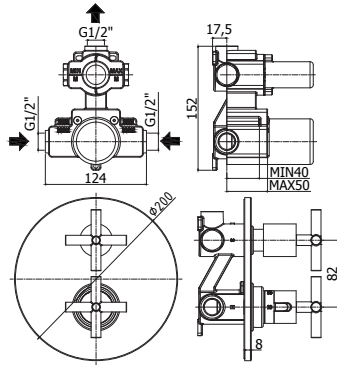
con supporto a muro Smart in ABS

• con doccia Trieste Bis e flessibile

with ABS Smart wall bracket

• with Trieste Bis hand-shower and flexible hose

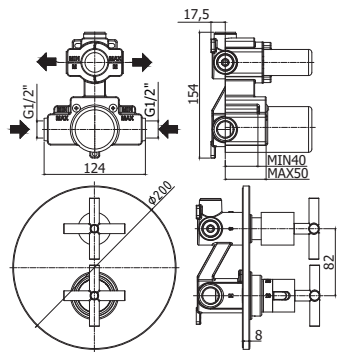
CR



Miscelatore termostatico incasso doccia (1 uscita) completo di:
 • piastra in metallo Ø200mm
 • attacchi 1/2"G
 Concealed thermostatic shower mixer (1 outlet) complete with:
 • metal wall plate Ø200mm
 • 1/2"G connections

QTV 013 . . **Finiture - Finishes** **EUR**
 senza deviatore (1 uscita + stop) **CR**
 without diverter (1 outlet + stop)

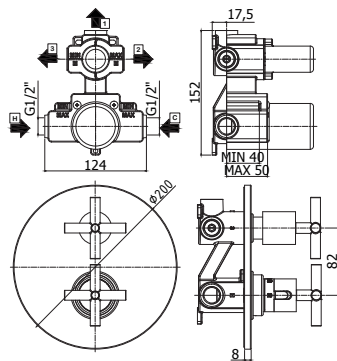
ZPRO 076 . . **Finiture - Finishes** **EUR**
 Prolunga per art. 013 **CR**
 • H20mm
 Extension for art. 013
 • H20mm



Miscelatore termostatico incasso doccia (2 uscite) completo di:
 • piastra in metallo Ø200mm
 • attacchi 1/2"G
 Concealed thermostatic shower mixer (2 outlets) complete with:
 • metal wall plate Ø200mm
 • 1/2"G connections

QTV 018 . . **Finiture - Finishes** **EUR**
 con cartuccia deviatore (2 uscite + stop) **CR**
 with diverter cartridge (2 outlets + stop)

ZPRO 077 . . **Finiture - Finishes** **EUR**
 Prolunga per artt. 018-019 **CR**
 • H20mm
 Extension for artt. 018-019
 • H20mm



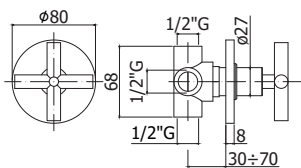
Miscelatore termostatico incasso doccia (3 uscite) completo di:
 • piastra in metallo Ø200mm
 • attacchi 1/2"G
 Concealed thermostatic shower mixer (3 outlets) complete with:
 • metal wall plate Ø200mm
 • 1/2"G connections

QTV 019 . . **Finiture - Finishes** **EUR**
 con cartuccia deviatore (3 uscite + 3 **CR**
 posizioni intermedie con stop) **EUR**
 with diverter cartridge (3 outlets + 3 stop
 intermediate positions)

ZPRO 077 . . **Finiture - Finishes** **EUR**
 Prolunga per artt. 018-019 **CR**
 • H20mm
 Extension for artt. 018-019
 • H20mm



quattro



Deviatore incasso Minimal completo di:

- piastra in metallo Ø80mm
- maniglia
- attacchi 1/2" G

Minimal concealed diverter complete with:

- metal wall plate Ø80mm
- handle
- 1/2" G connections

ZDEV 079 . . QTV

con 2 entrate - 2 uscite
with 2 inlets - 2 outlets

Finiture - Finishes

CR

EUR

ZVIT 112

Cartuccia deviatore Ø26 mm per art.
ZDEV079..QTV


Diverter cartridge Ø26 mm for art.
ZDEV079..QTV














ZPRO 063

Prolunga per artt. ZDEV079..QTV -
H30mm

Extension for artt. ZDEV079..QTV -
H30mm

CR

| | | Finiture - Finishes | EUR |
|---|--|--|------------|
|  | ZACC146 Valvolina antiritorno Ø15 mm per art. ZRAC022 Check-valve Ø15 mm for art. ZRAC022 | | |
|  | ZACC424 Anello in metallo per cartuccia termostatica per artt. 513-518-519 Metal ring for artt. 513-518-519 | Finiture - Finishes CR ST | EUR |
|  | ZCAL016 Calotta per miscelatori termostatici Nut for thermostatic mixers | Finiture - Finishes CR ST | EUR |
|  | ZCAP068 Cappuccio sottoleva in metallo per vitone/deviatore per artt. 513-518-519 Metal underlever cover for ceramic disc valve/diverter for artt. 513-518-519 | Finiture - Finishes CR ST | EUR |
|  | ZDOC117 Doccia PREMIUM (monogetto) in metallo per art. 268D PREMIUM metal hand-shower (single-spray) for art. 268D | Finiture - Finishes CR ST | EUR |
|  | ZECC043 Eccentrico con rosone 1/2"x3/4" per miscelatori a parete Adjustable centre 1/2"x3/4" for wall mounted mixers | Finiture - Finishes CR ST | EUR |
|  | ZFLO001 Flessibile 150 cm doppia aggraffatura e calotta conica per art. 268D Flexible hose 150 cm double interlock and conical nut for art. 268D | Finiture - Finishes CR | EUR |
| | ZFLO 031 Flessibile PVC argento 1/2"x1/2" / L. 1500mm con doppia calotta conica, una girevole per artt. 269-269R 1/2"x1/2" / L. 1500mm twist-free Silver PVC hose with double conical nut for artt. 269-269R | AG | |
| | ZFLO075 Flessibile 150 cm Lusso con calotta conica girevole per art. 268D Luxury twist-free brass flexible hose 150 cm with conical nut for art. 268D | ST | |
|  | ZGHI023 Ghiera ferma cartuccia per art. 169 Cartridge fastening ring nut for art. 169 | Finiture - Finishes | EUR |

| | | | |
|---|--|--|------------|
|  | ZMANV093 Maniglia completa per cartuccia deviatore per artt. 513-518-519 Complete handle for diverter cartridge artt. 513-518-519 | Finiture - Finishes CR ST | EUR |
|  | ZMANV095 Maniglia completa per cartuccia termostatica per artt. 513-518-519 Complete handle for thermostatic cartridge artt. 513-518-519 | CR ST | EUR |
|  | ZMAN120 Maniglia per vitone a dischi ceramici per artt. LEQ268-268D Handle for ceramic disk valve for artt. LEQ268-268D | CR ST | EUR |
|  | ZMAN121 Maniglia completa per cartuccia deviatore per artt. LEQ269-269R Complete handle for diverter cartridge for artt. LEQ269-269R | CR ST | EUR |
|  | ZPIA042 Piastra rettangolare con guarnizione per artt. 513 / L.150 x h.200 mm Rectangular wall plate with gasket for artt. 513 / L.150 x h.200mm | Finiture - Finishes CR CR/M ST/M | EUR |
|  | ZPIA043 Piastra rettangolare con guarnizione per artt. 518 / L.150 x h.200 mm Rectangular wall plate with gasket for artt. 518 / L.150 x h.200mm | CR CR/M ST/M | EUR |
|  | ZPIA097 Piastra rettangolare con guarnizione per artt. 519 / L.150 x h.200 mm Rectangular wall plate with gasket for artt. 519 / L.150 x h.200mm | CR CR/M ST/M | EUR |
|  | ZRAC066 Raccordo superiore 1/2" con OR per artt. 169 1/2" upper connection with OR for artt. 169 | Finiture - Finishes CR ST | EUR |
|  | ZRAC039 Raccordo per miscelatori termostatici con valvolina, retina e anello ottone per artt. 513-518-519 Connection for thermostatic mixers with valve, filter net and brass ring for artt. 513-518-519 | Finiture - Finishes | EUR |
|  | ZRAC096 Raccordo superiore con OR per artt. 269R Upper connection with OR for artt. 269R | Finiture - Finishes CR | EUR |
|  | ZSED028 Sede per miscelatori termostatici con valvolina e anello Seat for thermostatic mixers with valve and ring | Finiture - Finishes CR | EUR |
|  | ZVIT001 Vitone dischi ceramici 90° dx per artt. 513 1/4 clockwise turn ceramic disc valve for artt. 513 | Finiture - Finishes | EUR |
|  | ZVIT128 Vitone dischi ceramici 90° dx per artt. 268-268D 1/4 clockwise turn ceramic disc valve for artt. 268-268D | | EUR |




ZVIT052 Cartuccia termostatica per artt. 513-518-519
Thermostatic cartridge for artt. 513-518-519

Finiture - Finishes **EUR**
CR



ZVIT058 Cartuccia deviatore Ø30 mm per artt. 269-269R
Diverter cartridge Ø30 mm for artt. 269-269R

Finiture - Finishes **EUR**



ZVIT064 Cartuccia termostatica con maniglia graduata per artt. 268-268D-269-269R
Thermostatic cartridge with graduated handle for artt. 268-268D-269-269R






Finiture - Finishes **EUR**
CR
ST



ZVIT090 Cartuccia deviatore (2 uscite) Ø32 mm per art. 518
Diverter cartridge (2 outlets) Ø32 mm for art. 518
ZVIT089 Cartuccia deviatore (3 uscite) Ø32 mm per art. 519
Diverter cartridge (3 outlets) Ø32 mm for art. 519

Finiture - Finishes **EUR**

| | | | |
|--|----------------|---|---|
| | ZACC146 | Valvolina antiritorno Ø15 mm per artt. 022-023-168-169-468-469-ZRAC022 Check-valve Ø15 mm for artt. 022-023-168-169-468-469-ZRAC022 | Finiture - Finishes EUR |
| | ZACC424 | Anello in metallo per cartuccia termostatica per artt. 013-018-019-513-518-519 Metal ring for artt. 013-018-019-513-518-519 | Finiture - Finishes EUR CR BO NO HG HGSP ST |
| | ZAER003 | Aeratore completo Ø28 per artt. 022-023 Complete aerator Ø28 for artt. 022-023 | Finiture - Finishes EUR CR BO NO HG HGSP ST |
| | ZCAL023 | Calotta per miscelatori a parete Nut for wall mounted mixers | Finiture - Finishes EUR CR BO NO HG HGSP ST |
| | ZCAP068 | Cappuccio sottoleva in metallo per vitone/deviatore per artt. 013-018-019-513-518-519 Metal underlever cover for ceramic disc valve/diverter for artt. 013-018-019-513-518-519 | Finiture - Finishes EUR CR BO NO HG HGSP ST |
| | ZDOC032 | Doccia BIRILLO (monogetto) in ABS per artt. 023-168D-168ED BIRILLO ABS hand-shower (single spray) for artt. 023-168D-168ED | Finiture - Finishes EUR CR |
| | ZDOC067 | Doccia MASTER (monogetto) in metallo per artt. 023-168D-168ED MASTER metal hand-shower (single-spray) for artt. 023-168D-168ED | Finiture - Finishes EUR CR BO NO HG HGSP ST |
| | ZECC043 | Eccentrico con rosone per gruppi esterni S-wall union for wall mounted mixers | Finiture - Finishes EUR CR BO NO HG HGSP ST |

| | | <u>Finiture - Finishes</u> | <u>EUR</u> |
|---|----------------|--|---|
|  | ZFLO001 | Flessibile 1/2"x1/2" 1500mm con calotta conica doppia aggraffatura per artt. 023-168D-168ED Double fastened longlife metal flexible hose 1/2"x1/2" 1500mm with conical nut for artt. 023-168D-168ED | CR |
| | ZFLO075 | Flessibile 150 cm Lusso con calotta conica girevole per artt. 023-168ED Luxury twist-free brass flexible hose 150 cm with conical nut for artt. 023-168ED | ST HG HGSP |
|  | ZFLO071 | Flessibile PVC colorato 1/2"x1/2"G - 1500mm per artt. 023-168ED (bianco o nero opaco) 1/2"x1/2"G - 1500mm colored PVC hose for artt. 023-168ED (matt white or black) | <u>Finiture - Finishes</u> BO NO |
| | ZGHI003 | Ghiera fermacartuccia per artt. 022-023-169-469 Ring-nut for cartridge fastening for artt. 022-023-169-469 | <u>Finiture - Finishes</u> <u>EUR</u> |
|  | ZMAN125 | Maniglia per vitone ceramico per artt. 168-168D Handle for ceramic disc valve for artt. 168-168D | <u>Finiture - Finishes</u> <u>EUR</u> CR |
| | ZMAN126 | Maniglia per vitone ceramico con limitatore portata ECO-STOP per artt. 168E-168ED Handle for ceramic disc valve with flow reducer ECO-STOP per artt. 168E-168ED | CR BO NO HG HGSP ST |
|  | ZMAN127 | Maniglia per cartuccia deviatore per artt. 013-018-019-513-518-519 Handle for diverter cartridge for artt. 013-018-019-513-518-519 | CR BO NO HG HGSP ST |
| | ZMAN134 | Maniglia per cartuccia deviatore per art. 169 Handle for diverter cartridge for art. 169 | CR BO NO HG HGSP ST |
|  | ZMAN139 | Maniglia per vitone ceramico per artt. 022-023 Handle for ceramic disc valve for artt. 022-023 | CR BO NO HG HGSP ST |
| | ZMAN169 | Maniglia per vitone ceramico per art. 468 Handle for ceramic disc valve for art. 468 | <u>Finiture - Finishes</u> <u>EUR</u> CR BO NO HG HGSP ST |
| | ZMAN170 | Maniglia per cartuccia deviatore per art. 469 Handle for diverter cartridge for art. 469 | CR |



| | | Finiture - Finishes | EUR |
|----------------|--|------------------------------------|------------|
| ZPIA016 | Piastra con guarnizione per miscelatore incasso per art. 013 / Ø200 mm Rectangular wall plate with gasket for art. 013 / Ø200 mm | CR BO NO HG HGSP ST | |
| ZPIA037 | Piastra con guarnizioni per miscelatore incasso (2 uscite) per art. 018 / Ø200 mm Wall plate with gaskets for concealed shower mixer (2 outlets) for art. 018 / Ø200 mm | CR BO NO HG HGSP ST | |
| ZPIA099 | Piastra con guarnizioni per miscelatore incasso (3 uscite) per art. 019 / Ø200 mm Wall plate with gaskets for concealed shower mixer (3 outlets) for art. 019 / Ø200 mm | CR BO NO HG HGSP ST | |



| | | Finiture - Finishes | EUR |
|----------------|---|--|------------|
| ZPIA042 | Piastra rettangolare con guarnizione per art. 513 / L.150 x h.200 mm Rectangular wall plate with gasket for art. 513 / L.150 x h.200mm | CR CR/M BO/M NO/M HG/M HGSP/M ST/M | |
| ZPIA043 | Piastra rettangolare con guarnizione per art. 518 / L.150 x h.200 mm Rectangular wall plate with gasket for art. 518 / L.150 x h.200mm | CR CR/M BO/M NO/M HG/M HGSP/M ST/M | |
| ZPIA097 | Piastra rettangolare con guarnizione per art. 519 / L.150 x h.200 mm Rectangular wall plate with gasket for art. 519 / L.150 x h.200mm | CR CR/M BO/M NO/M HG/M HGSP/M ST/M | |



| | | Finiture - Finishes | EUR |
|----------------|---|------------------------------------|------------|
| ZRAC022 | Raccordo inferiore 1/2" con OR per artt. 022-023-168-168D-168E-168ED-169-468-469 1/2" lower connection with OR for artt. 022-023-168-168D-168E-168ED-169-468-469 | CR BO NO HG HGSP ST | |
| ZRAC066 | Raccordo superiore 1/2" con OR per artt. 169-469 1/2" upper connection with OR for artt. 169-469 | CR BO NO HG HGSP ST | |



| | | Finiture - Finishes | EUR |
|----------------|---|----------------------------|------------|
| ZRAC039 | Raccordo per miscelatori termostatici con valvolina, retina e anello ottone per artt. 013-018-019-513-518-519 Connection for thermostatic mixers with valve, filter net and brass ring for artt. 013-018-019-513-518-519 | | |



| | | Finiture - Finishes | EUR |
|----------------|--|----------------------------|------------|
| ZSED029 | Sede per miscelatori termostatici con valvolina e anello Seat for thermostatic mixers with valve and ring | CR | |



ZVIT001 Vitone dischi ceramici 90° dx per artt. 013-168-168D-168E-168ED-468-513
90° ceramic disc valve right for artt. 013-168-168D-168E-168ED-468-513

Finiture - Finishes **EUR**



ZVIT028 Cartuccia deviatore Ø35 per artt. 022-023-169
Diverter cartridge Ø35 for artt. 022-023-169

Finiture - Finishes **EUR**



ZVIT086 Cartuccia termostatica per artt. 013-018-019-513-518-519
Thermostatic cartridge for artt. 013-018-019-513-518-519

Finiture - Finishes **EUR**

CR
BO
NO
HG
HGSP
ST

ZVIT087 Cartuccia termostatica per artt. 168-168D-168E-168ED-169
Thermostatic cartridge for artt. 168-168D-168E-168ED-169

CR
ST
NO

ZVIT097 Cartuccia termostatica per artt. 022-023
Thermostatic cartridge for artt. 022-023

CR
ST
NO



ZVIT090 Cartuccia deviatore (2 uscite) Ø32 mm per artt. 018-518
Diverter cartridge (2 outlets) Ø32 mm for artt. 0518
ZVIT089 Cartuccia deviatore (3 uscite) Ø32 mm per artt. 019-519
Diverter cartridge (3 outlets) Ø32 mm for artt. 019-519

Finiture - Finishes **EUR**



ZVIT125 Cartuccia termostatica per artt. 468-469
Thermostatic cartridge for artt. 468-469

Finiture - Finishes **EUR**

CR
BO
NO
HG
HGSP
ST



ZVIT126 Cartuccia deviatore (2 uscite) per artt. 469
Diverter cartridge (2 outlets) for artt. 469

Finiture - Finishes **EUR**

| | | |
|--|--|--|
| | ZACC146 Valvolina antiritorno Ø15 mm per artt. ZDEV034..V-ZRAC022 Check-valve Ø15 mm for artt. ZDEV034..V-ZRAC022 | Finiture - Finishes EUR |
| | ZCAL003 Calotta per miscelatori a parete Nut for wall mounted mixers | Finiture - Finishes EUR CR |
| | ZDEV034..V Deviatore con valvolina antiritorno per miscelatore vasca esterno per artt. 022-023 Diverter with check-valve for bath/shower mixer for artt. 022-023 | Finiture - Finishes EUR CR |
| | ZDOC081 Doccia Trieste Bis (monogetto) in ABS per artt. 023-168D Trieste Bis ABS hand-shower (single spray) for artt. 023-168D | Finiture - Finishes EUR CR |
| | ZECC044 Eccentrico con rosone 1/2"x 3/4" per miscelatori a parete Adjustable centre 1/2"x 3/4" for wall mounted mixers | Finiture - Finishes EUR CR |
| | ZFLO001 Flessibile 150 cm doppia aggraffatura e calotta conica per artt. 023-168D Flexible hose 150 cm double interlock and conical nut for artt. 023-168D | Finiture - Finishes EUR CR |
| | ZMANV200 Maniglia per vitone a dischi ceramici per artt. 022-023-168-168D Handle for ceramic disc valve for artt. 022-023-168-168D | Finiture - Finishes EUR CR |
| | ZRAC022 Raccordo 1/2" con OR per artt. 168-168D 1/2" connection with OR for artt. 168-168D | Finiture - Finishes EUR CR |



ZSED028

Sede per miscelatori termostatici BRQ con valvolina, retina e anello ottone
 Seat for BRQ thermostatic mixers with valve, filter net and brass ring

Finiture - Finishes **EUR**
CR



ZVIT001

Vitone dischi ceramici 90° dx per artt. 022-023-168-168D
 90° ceramic disc valve right for artt. 022-023-168-168D

Finiture - Finishes **EUR**



ZVIT063

Cartuccia termostatica con maniglia graduata per artt. 022-023-168-168D
 Thermostatic cartridge with graduated handle for artt. 022-023-168-168D

Finiture - Finishes **EUR**
CR



ZACC424 Anello in metallo per cartuccia termostatica per artt. 013-018-019
Metal ring for artt. 013-018-019

Finiture - Finishes **EUR**
CR



ZCAP068 Cappuccio sottoleva in metallo per vitone/deviatore per artt. 013-018-019
Metal underlever cover for ceramic disc valve/diverter for artt. 013-018-019

Finiture - Finishes **EUR**
CR



ZMANV058 Maniglia completa per vitone artt. 013-018-019
Complete handle for valve for artt. 013-018-019

Finiture - Finishes **EUR**
CR



ZPIA016 Piastra con guarnizione per miscelatore incasso per artt. 013 / Ø200 mm
Rectangular wall plate with gasket for artt. 013 / Ø200 mm
ZPIA037 Piastra con guarnizioni per miscelatore incasso (2 uscite) per artt. 018 / Ø200 mm
Wall plate with gaskets for concealed shower mixer (2 outlets) for artt. 018 / Ø200 mm
ZPIA099 Piastra con guarnizioni per miscelatore incasso (3 uscite) per artt. 019 / Ø200 mm
Wall plate with gaskets for concealed shower mixer (3 outlets) for artt. 019 / Ø200 mm

Finiture - Finishes **EUR**
CR

CR

CR

CR



ZRAC039 Sede con valvolina antiritorno e retina inox per artt. 013-018-019
Seat with check-valve and filter for artt. 013-018-019

Finiture - Finishes **EUR**



ZVIT001 Vitone dischi ceramici 90° dx per artt. 013
90° ceramic disc valve right for artt. 013

Finiture - Finishes **EUR**



ZVIT033 Maniglia completa graduata con cartuccia per artt. 013-018-019
Thermostatic cartridge with graduated handle for artt. 013-018-019

Finiture - Finishes **EUR**
CR

CR



ZVIT090 Cartuccia deviatore (2 uscite) Ø32 mm per artt. 018
Diverter cartridge (2 outlets) Ø32 mm for artt. 018
ZVIT089 Cartuccia deviatore (3 uscite) Ø32 mm per artt. 019
Diverter cartridge (3 outlets) Ø32 mm for artt. 019

Finiture - Finishes **EUR**

compact box



FINITURE | FINISHES

La serie **COMPACT BOX** è disponibile nelle seguenti finiture:
COMPACT BOX range is available in the following finishes:

| | |
|-------------|---|
| CR | cromato chrome plated |
| BO | bianco opaco matt white finish |
| NO | nero opaco matt black finish |
| HG | finitura honey gold honey gold finish |
| HGSP | finitura honey gold spazzolato brushed honey gold finish |
| ST | steel looking steel looking finish |

Completare il prodotto come segue:
 Complete the product as follows:




CPBOX 001
 Set incasso universale
 Universal concealed set

CODICE/CODE
 Set esterno
 External set

CONFIGURAZIONI CONFIGURATIONS

MISCELATORI COMPACT COMPACT MIXERS



CPBOX001

1 FUNZIONE
1 FUNCTION

CPM 013..



CPM 513..



2 FUNZIONI
2 FUNCTIONS

CPM 018..

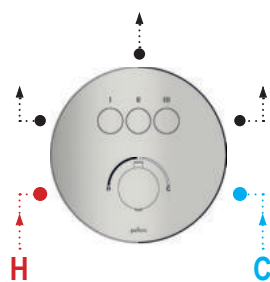


CPM 518..

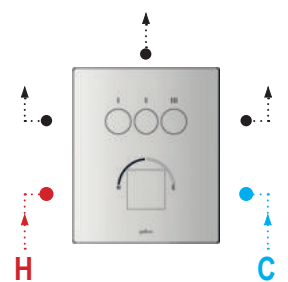


3 FUNZIONI
3 FUNCTIONS

CPM 019..



CPM 519..



- COMPACT BOX -

COMPLETARE IL PRODOTTO COME SEGUE:
COMPLETE THE PRODUCT AS FOLLOWS:

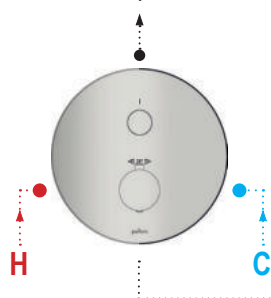


CPBOX 001
 Set incasso universale
 Universal concealed set

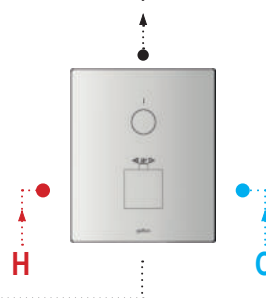
CODICE / CODE
 Set esterno (es. CPM019)
 External set (ex. CPM019)

TERMOSTATICI COMPACT COMPACT THERMOSTATS

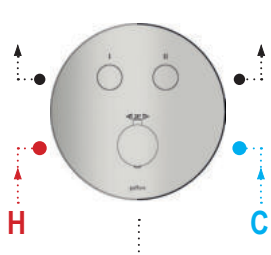
CPT 013..



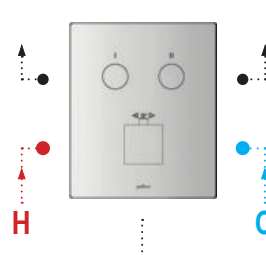
CPT 513..



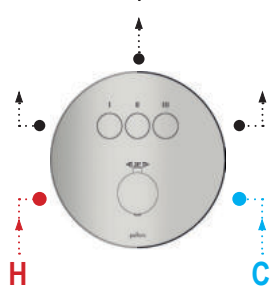
CPT 018..



CPT 518..



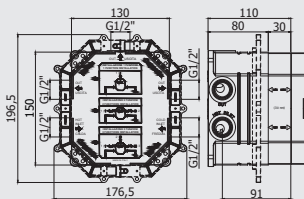
CPT 019..



CPT 519..



compact box



*Da abbinare solo con CPM 013-018-019-513-518-519 - CPT 013-018-019-513-518-519

*To be completed only with CPM 013-018-019-513-518-519 - CPT 013-018-019-513-518-519

*Da abbinare solo con CPM 013-018-019-513-518-519 - CPT 013-018-019-513-518-519

*To be completed only with CPM 013-018-019-513-518-519 - CPT 013-018-019-513-518-519

Set incasso universale per miscelatori e termostatici compact completo di:

- corpo incasso
- box

Universal concealed set for compact mixers and thermostatic mixers complete with:

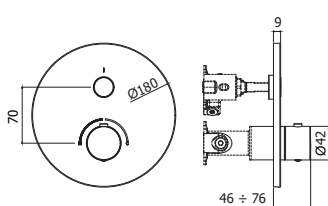
- concealed body
- box

CPBOX 001

Finiture - Finishes

EUR

senza set esterno
without external set



Set esterno miscelatore incasso doccia (1 funzione) completo di:

- corpo miscelatore (con cartuccia a dischi ceramici)
- piastra tonda in metallo Ø180mm
- manopola tonda

External set for concealed shower mixer (1 function) complete with:

- mixer body (with ceramic disc cartridge)
- round metal wall plate Ø180mm
- round handle

CPM 013 . .

Finiture - Finishes

EUR

con deviatore a pulsante On/Off

- 1 funzione
- with push diverter On/Off
- 1 function

CR

BO

NO

HG

HGSP

ST

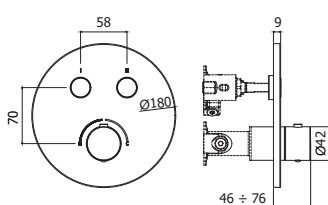
ZPRO 092

Prolunga per artt. CPM 013-018-019-513-518-519 - H20mm

Extension for artt. CPM 013-018-019-513-518-519 - H20mm

*Da abbinare solo con CPBOX 001

*To be completed only with CPBOX 001



Set esterno miscelatore incasso doccia (2 funzioni) completo di:

- corpo miscelatore (con cartuccia a dischi ceramici)
- piastra tonda in metallo Ø180mm
- manopola tonda

External set for concealed shower mixer (2 functions) complete with:

- mixer body (with ceramic disc cartridge)
- round metal wall plate Ø180mm
- round handle

CPM 018 . .

Finiture - Finishes

EUR

con deviatore a pulsante On/Off

- 2 funzioni
- with push diverter On/Off
- 2 functions

CR

BO

NO

HG

HGSP

ST

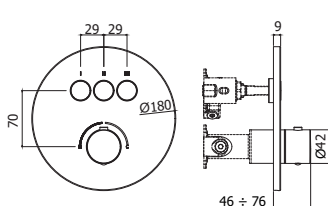
ZPRO 092

Prolunga per artt. CPM 013-018-019-513-518-519 - H20mm

Extension for artt. CPM 013-018-019-513-518-519 - H20mm

*Da abbinare solo con CPBOX 001

*To be completed only with CPBOX 001



Set esterno miscelatore incasso doccia (3 funzioni) completo di:

- corpo miscelatore (con cartuccia a dischi ceramici)
- piastra tonda in metallo Ø180mm
- manopola tonda

External set for concealed shower mixer (3 functions) complete with:

- mixer body (with ceramic disc cartridge)
- round metal wall plate Ø180mm
- round handle

CPM 019 . .

Finiture - Finishes

EUR

con deviatore a pulsante On/Off

- 3 funzioni
- with push diverter On/Off
- 3 functions

CR

BO

NO

HG

HGSP

ST

ZPRO 092

Prolunga per artt. CPM 013-018-019-513-518-519 - H20mm

Extension for artt. CPM 013-018-019-513-518-519 - H20mm

*Da abbinare solo con CPBOX 001

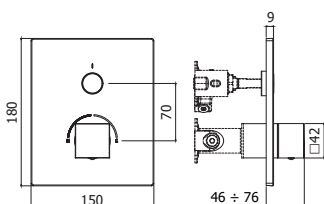
*To be completed only with CPBOX 001

COMPLETARE IL PRODOTTO COME SEGUE:
COMPLETE THE PRODUCT AS FOLLOWS:



CPBOX 001
 Set incasso universale
 Universal concealed set

CODICE / CODE
 Set esterno (es. CPM019)
 External set (ex. CMP019)

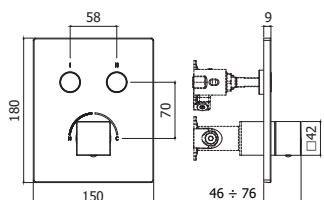


Set esterno miscelatore incasso doccia (1 funzione) completo di:
 • corpo miscelatore (con cartuccia a dischi ceramici)
 • piastra quadra in metallo 150x180mm
 • manopola quadra
 External set for concealed shower mixer (1 function) complete with:
 • mixer body (with ceramic disc cartridge)
 • square metal wall plate 150x180mm
 • square handle

| CPM 513 . . | Finiture - Finishes | EUR |
|---------------------------------|---------------------|-----|
| con deviatore a pulsante On/Off | CR | |
| • 1 funzione | BO | |
| with push diverter On/Off | NO | |
| • 1 function | ST | |

*Da abbinare solo con CPBOX 001
 *To be completed only with CPBOX 001

ZPRO 092
 Prolunga per artt. CPM 013-018-019-513-518-519 - H20mm
 Extension for artt. CPM 013-018-019-513-518-519 - H20mm

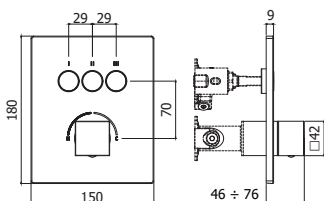


Set esterno miscelatore incasso doccia (2 funzioni) completo di:
 • corpo miscelatore (con cartuccia a dischi ceramici)
 • piastra quadra in metallo 150x180mm
 • manopola quadra
 External set for concealed shower mixer (2 functions) complete with:
 • mixer body (with ceramic disc cartridge)
 • square metal wall plate 150x180mm
 • square handle

| CPM 518 . . | Finiture - Finishes | EUR |
|---------------------------------|---------------------|-----|
| con deviatore a pulsante On/Off | CR | |
| • 2 funzioni | BO | |
| with push diverter On/Off | NO | |
| • 2 functions | ST | |

*Da abbinare solo con CPBOX 001
 *To be completed only with CPBOX 001

ZPRO 092
 Prolunga per artt. CPM 013-018-019-513-518-519 - H20mm
 Extension for artt. CPM 013-018-019-513-518-519 - H20mm



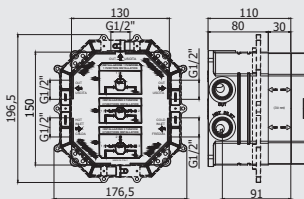

Set esterno miscelatore incasso doccia (3 funzioni) completo di:
 • corpo miscelatore (con cartuccia a dischi ceramici)
 • piastra quadra in metallo 150x180mm
 • manopola quadra
 External set for concealed shower mixer (3 functions) complete with:
 • mixer body (with ceramic disc cartridge)
 • square metal wall plate 150x180mm
 • square handle

| CPM 519 . . | Finiture - Finishes | EUR |
|---------------------------------|---------------------|-----|
| con deviatore a pulsante On/Off | CR | |
| • 3 funzioni | BO | |
| with push diverter On/Off | NO | |
| • 3 functions | ST | |

*Da abbinare solo con CPBOX 001
 *To be completed only with CPBOX 001

ZPRO 092
 Prolunga per artt. CPM 013-018-019-513-518-519 - H20mm
 Extension for artt. CPM 013-018-019-513-518-519 - H20mm

compact box



*Da abbinare solo con CPM 013-018-019-513-518-519 - CPT 013-018-019-513-518-519

*To be completed only with CPM 013-018-019-513-518-519 - CPT 013-018-019-513-518-519

*Da abbinare solo con CPM 013-018-019-513-518-519 - CPT 013-018-019-513-518-519

*To be completed only with CPM 013-018-019-513-518-519 - CPT 013-018-019-513-518-519

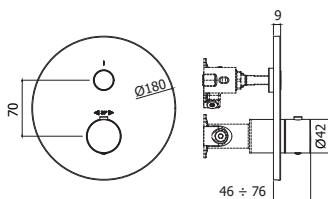
Set incasso universale per miscelatori e termostatici compact completo di:

- corpo incasso
- box

Universal concealed set for compact mixers and thermostatic mixers complete with:

- concealed body
- box

CPBOX 001 **Finiture - Finishes** **EUR**
 senza set esterno
 without external set



Set esterno termostatico incasso doccia (1 funzione) completo di:

- corpo termostatico (con cartuccia termostatica)
- piastra tonda in metallo Ø180mm
- manopola tonda

External set for concealed thermostatic shower mixer (1 function) complete with:

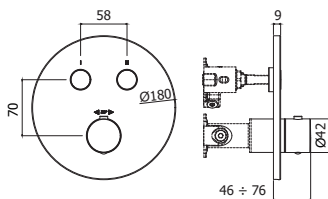
- thermostatic mixer body (with thermostatic cartridge)
- round metal wall plate Ø180mm
- round handle

CPT 013 . . **Finiture - Finishes** **EUR**
 con deviatore a pulsante On/Off
 • 1 funzione
 with push diverter On/Off
 • 1 function

ZPRO 093 . .
 Prolunga per artt. CPT 013-018-019-513-518-519 - H20mm **CR**
 Extension for artt. CPT 013-018-019-513-518-519 - H20mm **BO**
NO
HG
HGSP
ST

*Da abbinare solo con CPBOX 001

*To be completed only with CPBOX 001



Set esterno termostatico incasso doccia (2 funzioni) completo di:

- corpo termostatico (con cartuccia termostatica)
- piastra tonda in metallo Ø180mm
- manopola tonda

External set for concealed thermostatic shower mixer (2 functions) complete with:

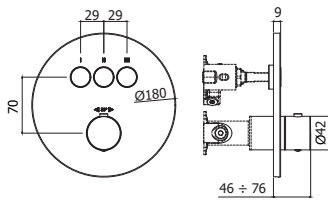
- thermostatic mixer body (with thermostatic cartridge)
- round metal wall plate Ø180mm
- round handle

CPT 018 . . **Finiture - Finishes** **EUR**
 con deviatore a pulsante On/Off
 • 2 funzioni
 with push diverter On/Off
 • 2 functions

ZPRO 093 . .
 Prolunga per artt. CPT 013-018-019-513-518-519 - H20mm **CR**
 Extension for artt. CPT 013-018-019-513-518-519 - H20mm **BO**
NO
HG
HGSP
ST

*Da abbinare solo con CPBOX 001

*To be completed only with CPBOX 001



Set esterno termostatico incasso doccia (3 funzioni) completo di:

- corpo termostatico (con cartuccia termostatica)
- piastra tonda in metallo Ø180mm
- manopola tonda

External set for concealed thermostatic shower mixer (3 functions) complete with:

- thermostatic mixer body (with thermostatic cartridge)
- round metal wall plate Ø180mm
- round handle

CPT 019 . . **Finiture - Finishes** **EUR**
 con deviatore a pulsante On/Off
 • 3 funzioni
 with push diverter On/Off
 • 3 functions

ZPRO 093 . .
 Prolunga per artt. CPT 013-018-019-513-518-519 - H20mm **CR**
 Extension for artt. CPT 013-018-019-513-518-519 - H20mm **BO**
NO
HG
HGSP
ST

*Da abbinare solo con CPBOX 001

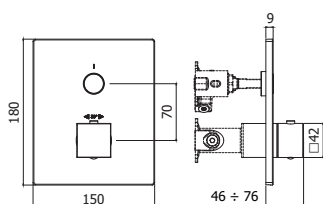
*To be completed only with CPBOX 001

COMPLETARE IL PRODOTTO COME SEGUE:
COMPLETE THE PRODUCT AS FOLLOWS:



CPBOX 001
 Set incasso universale
 Universal concealed set

CODICE / CODE
 Set esterno (es. CPT019)
 External set (ex. CMT019)



Set esterno termostatico incasso doccia (1 funzione) completo di:

- corpo termostatico (con cartuccia termostatica)
- piastra quadra in metallo 150x180mm
- manopola quadra

External set for concealed thermostatic shower mixer (1 function) complete with:

- thermostatic mixer body (with thermostatic cartridge)
- square metal wall plate 150x180mm
- square handle

CPT 513 . .

con deviatore a pulsante On/Off
 • 1 funzione
 with push diverter On/Off
 • 1 function

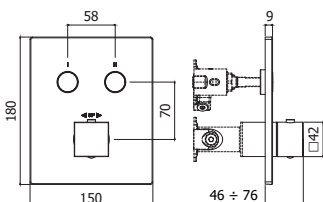
Finiture - Finishes

- CR**
- BO**
- NO**
- ST**

EUR

*Da abbinare solo con CPBOX 001

*To be completed only with CPBOX 001



Set esterno termostatico incasso doccia (2 funzioni) completo di:

- corpo termostatico (con cartuccia termostatica)
- piastra quadra in metallo 150x180mm
- manopola quadra

External set for concealed thermostatic shower mixer (2 functions) complete with:

- thermostatic mixer body (with thermostatic cartridge)
- square metal wall plate 150x180mm
- square handle

CPT 518 . .

con deviatore a pulsante On/Off
 • 2 funzioni
 with push diverter On/Off
 • 2 functions

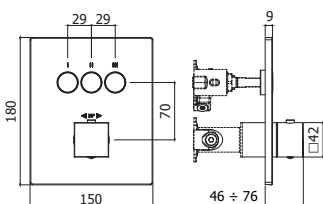
Finiture - Finishes

- CR**
- BO**
- NO**
- ST**

EUR

*Da abbinare solo con CPBOX 001

*To be completed only with CPBOX 001



Set esterno termostatico incasso doccia (3 funzioni) completo di:

- corpo termostatico (con cartuccia termostatica)
- piastra quadra in metallo 150x180mm
- manopola quadra

External set for concealed thermostatic shower mixer (3 functions) complete with:

- thermostatic mixer body (with thermostatic cartridge)
- square metal wall plate 150x180mm
- square handle

CPT 519 . .

con deviatore a pulsante On/Off
 • 3 funzioni
 with push diverter On/Off
 • 3 functions

Finiture - Finishes

- CR**
- BO**
- NO**
- ST**

EUR

*Da abbinare solo con CPBOX 001

*To be completed only with CPBOX 001

ZPRO 093 . .

Prolunga per artt. CPT 013-018-019-513-518-519 - H20mm
 Extension for artt. CPT 013-018-019-513-518-519 - H20mm

- CR**
- BO**
- NO**
- ST**



ZA91380 Cartuccia completa Ø35 mm senza distributore con apertura rotativa per artt. CPM013-018-019-513-518-519
Complete cartridge Ø35 mm without distributor with roundabout opening for artt. CPM013-018-019-513-518-519

Finiture - Finishes **EUR**



ZACC472 Bicchiere Ø42mm per termostatico incasso per artt. CPT013-018-019-513-518-519
Ø42mm cylindrical body for concealed thermostatic shower mixer for artt. CPT013-018-019-513-518-519

Finiture - Finishes **EUR**

CR
BO
NO
HG
HGSP
ST

ZACC473 Bicchiere Ø42mm per miscelatore incasso per artt. CPM013-018-019-513-518-519
Ø42mm cylindrical body for concealed shower mixer for artt. CPM013-018-019-513-518-519

CR
BO
NO
HG
HGSP
ST



ZDEV112 Deviatore a pulsante per artt. CPM/CPT 013-018-019-513-518-519
Push diverter for artt. CPM/CPT 013-018-019-513-518-519

Finiture - Finishes **EUR**



ZGHI037 Ghiera fermacartuccia per miscelatore per artt. CPM013-018-019-513-518-519
Cartridge fastening ring nut for concealed shower mixer for artt. CPM013-018-019-513-518-519

Finiture - Finishes **EUR**



ZGHI038 Ghiera fermacartuccia per deviatore per artt. CPM/CPT 013-018-019-513-518-519
Ring nut for diverter for artt. CPM/CPT 013-018-019-513-518-519

Finiture - Finishes **EUR**



ZMAN207 Maniglia tonda Ø42 mm per termostatico incasso per artt. CPT013-018-019
Ø42 mm round handle for concealed thermostatic shower mixer for artt. CPT013-018-019

Finiture - Finishes **EUR**

CR
BO
NO
HG
HGSP
ST

ZMAN208 Maniglia tonda Ø42 mm per miscelatore incasso per artt. CPM013-018-019
Ø42 mm round handle for concealed shower mixer for artt. CPM013-018-019














CR
BO
NO
HG
HGSP
ST



ZMAN209 Maniglia quadra 42x42 mm per termostatico incasso per artt. CPT513-518-519
42x42 mm square handle for concealed thermostatic shower mixer for artt. CPT513-518-519

Finiture - Finishes **EUR**

CR
BO
NO
ST

| | | | |
|---|----------------|--|---|
|  | ZMAN210 | Maniglia quadra 42x42 mm per miscelatore incasso per artt. CPM513-518-519 42x42 mm square handle for concealed shower mixer for artt. CPM513-518-519 | Finiture - Finishes EUR CR BO NO ST |
|  | ZPIA136 | Piastra con guarnizioni per termostatico incasso (1 uscita) per artt. CPT013 / Ø180 mm Wall plate for concealed thermostatic shower mixer with gaskets (1 outlet) for artt. CPT013 / Ø180 mm | Finiture - Finishes EUR CR BO NO HG HGSP ST |
|  | ZPIA139 | Piastra con guarnizioni per miscelatore incasso (1 uscita) per artt. CPM013 / Ø180 mm Wall plate for concealed shower mixer with gaskets (1 outlet) for artt. CPM013 / Ø180 mm | Finiture - Finishes EUR CR BO NO HG HGSP ST |
|  | ZPIA137 | Piastra con guarnizioni per termostatico incasso (2 uscite) per artt. CPT018 / Ø180 mm Wall plate for concealed thermostatic shower mixer with gaskets (2 outlets) for artt. CPT018 / Ø180 mm | Finiture - Finishes EUR CR BO NO HG HGSP ST |
|  | ZPIA140 | Piastra con guarnizioni per miscelatore incasso (2 uscite) per artt. CPM018 / Ø180 mm Wall plate for concealed shower mixer with gaskets (2 outlets) for artt. CPM018 / Ø180 mm | Finiture - Finishes EUR CR BO NO HG HGSP ST |
|  | ZPIA138 | Piastra con guarnizioni per termostatico incasso (3 uscite) per artt. CPT019 / Ø180 mm Wall plate for concealed thermostatic shower mixer with gaskets (3 outlets) for artt. CPT019 / Ø180 mm | Finiture - Finishes EUR CR BO NO HG HGSP ST |
|  | ZPIA141 | Piastra con guarnizioni per miscelatore incasso (3 uscite) per artt. CPM019 / Ø180 mm Wall plate for concealed shower mixer with gaskets (3 outlets) for artt. CPM019 / Ø180 mm | Finiture - Finishes EUR CR BO NO HG HGSP ST |
|  | ZPIA142 | Piastra con guarnizioni per termostatico incasso (1 uscita) per artt. CPT513 / 150x180 mm Wall plate for concealed thermostatic shower mixer with gaskets (1 outlet) for artt. CPT513 / 150x180 mm | Finiture - Finishes EUR CR BO NO ST |
|  | ZPIA145 | Piastra con guarnizioni per miscelatore incasso (1 uscita) per artt. CPM513 / 150x180 mm Wall plate for concealed shower mixer with gaskets (1 outlet) for artt. CPM513 / 150x180 mm | Finiture - Finishes EUR CR BO NO ST |
|  | ZPIA143 | Piastra con guarnizioni per termostatico incasso (2 uscite) per artt. CPT518 / 150x180 mm Wall plate for concealed thermostatic shower mixer with gaskets (2 outlets) for artt. CPT518 / 150x180 mm | Finiture - Finishes EUR CR BO NO ST |
|  | ZPIA146 | Piastra con guarnizioni per miscelatore incasso (2 uscite) per artt. CPM518 / 150x180 mm Wall plate for concealed shower mixer with gaskets (2 outlets) for artt. CPM518 / 150x180 mm | Finiture - Finishes EUR CR BO NO ST |
|  | ZPIA144 | Piastra con guarnizioni per termostatico incasso (3 uscite) per artt. CPT519 / 150x180 mm Wall plate for concealed thermostatic shower mixer with gaskets (3 outlets) for artt. CPT519 / 150x180 mm | Finiture - Finishes EUR CR BO NO ST |
|  | ZPIA147 | Piastra con guarnizioni per miscelatore incasso (3 uscite) per artt. CPM519 / 150x180 mm Wall plate for concealed shower mixer with gaskets (3 outlets) for artt. CPM519 / 150x180 mm | Finiture - Finishes EUR CR BO NO ST |

**ZRAC145**

Raccordo per miscelatore termostatico incasso con valvolina, retina e seeger per artt. CPT013-018-019-513-518-519
 Connection for concealed thermostatic shower mixer with valve, filter and connection ring for artt. CPT013-018-019-513-518-519

Finiture - Finishes **EUR****ZSET105**

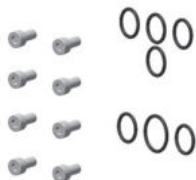
Set valvole antiritorno Ø15 mm (2 pz.) per artt. CPM013-018-019-513-518-519
 Set of 2 pcs. check-valve Ø15 mm for artt. CPM013-018-019-513-518-519

Finiture - Finishes **EUR****ZSET106**

Set pomolo, sottopomolo e raccordo filettato (3 pz.) per artt. CPM/CPT 013-018-019-513-518-519
 Set of 3 pcs. push button and threaded connection for artt. CPM/CPT 013-018-019-513-518-519

Finiture - Finishes **EUR**

CR
 BO
 NO
 HG
 HGSP
 ST

**ZSET107**


Set guarnizioni e viti di fissaggio per artt. CPM/CPT 013-018-019-513-518-519
 Fixing set gaskets and screws for artt. CPM/CPT 013-018-019-513-518-519

Finiture - Finishes **EUR****ZVIT120**

Cartuccia termostatica per artt. CPT013-018-019-513-518-519
 Thermostatic cartridge for artt. CPT013-018-019-513-518-519

Finiture - Finishes **EUR**

modular box



modular
box




FINITURE | FINISHES

La serie **MODULAR BOX** è disponibile nelle seguenti finiture:
MODULAR BOX range is available in the following finishes:

| | |
|-------------|--|
| CR | cromato <i>chrome plated</i> |
| BO | bianco opaco <i>matt white finish</i> |
| NO | nero opaco <i>matt black finish</i> |
| HG | finitura honey gold <i>honey gold finish</i> |
| HGSP | finitura honey gold spazzolato <i>brushed honey gold finish</i> |
| ST | steel looking <i>steel looking finish</i> |

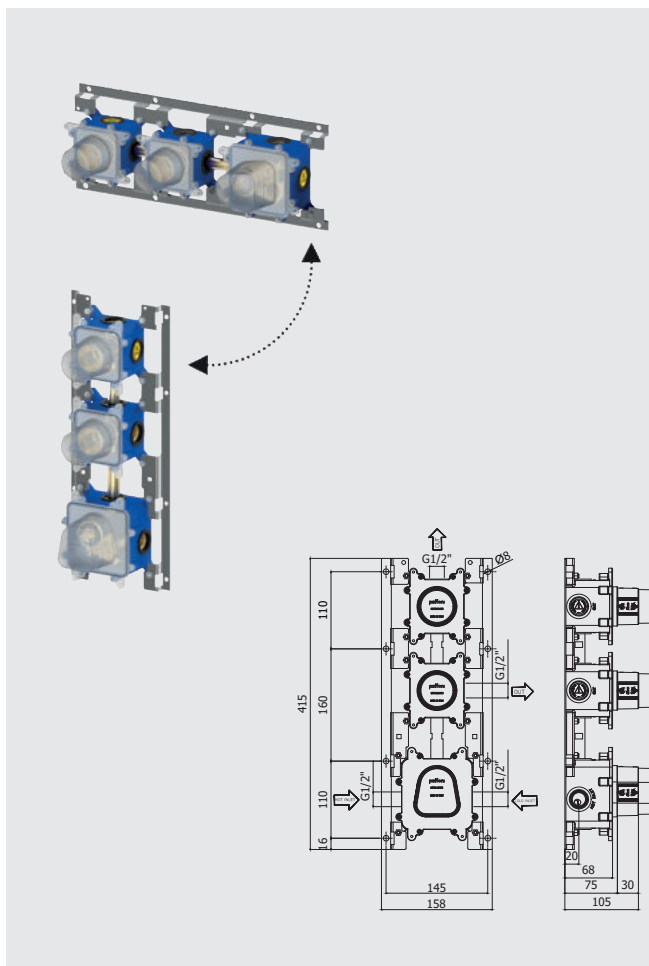
Completare il prodotto come segue:
Complete the product as follows:



CODICE/CODE: MDBOX . . .
Set incasso
Concealed set

CODICE/CODE: MDE . . .
Set esterno
External set

modular box



Set incasso per miscelatore termostatico doccia/vasca (2 funzioni) completo di:

- corpo incasso
- box

Concealed set for thermostatic shower/bath mixer (2 functions) complete with:

- concealed body
- box

MDBOX 018

Finiture - Finishes **EUR**

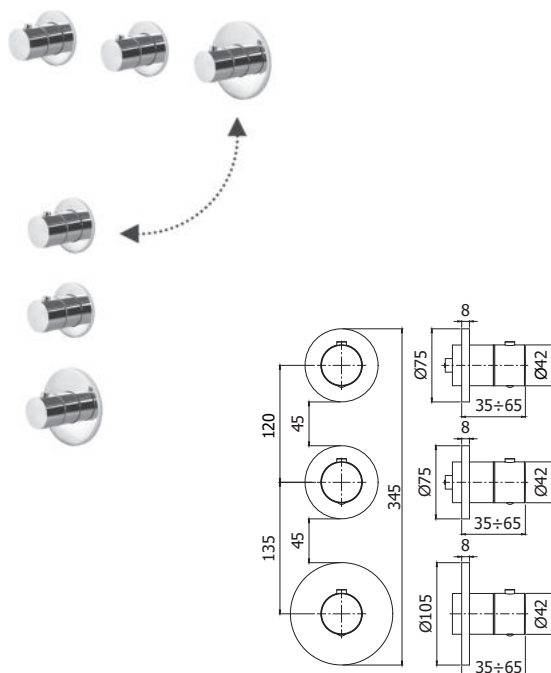
senza set esterno

- per art. MDE018
- installazione orizzontale o verticale
- attacchi 1/2" G

without external set

- for art. MDE018
- horizontal or vertical installation
- 1/2" G connections

termostatico - thermostatic



Set esterno per miscelatore termostatico incasso doccia/vasca (2 funzioni) completo di:

- piastre
- maniglie

External set for concealed thermostatic shower/bath mixer (2 functions) complete with:

- wall plates
- handles

MDE 018 . .

Finiture - Finishes **EUR**

per art. MDBOX018

- installazione orizzontale o verticale

for art. MDBOX018

- horizontal or vertical installation

CR
BO
NO
HG
HGSP
ST

***Installazione orizzontale con gruppo termostatico solo a destra**
*** Horizontal installation with thermostatic group only on the right**

ZPRO 094

Prolunga per art. MDE018

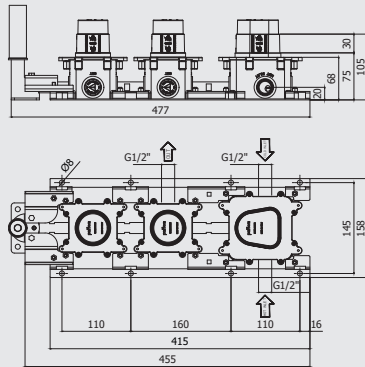

- H20mm

Extension for art. MDE018

- H20mm

CR
BO
NO
HG
HGSP
ST

modular box



Set incasso per miscelatore termostatico doccia/vasca (2 funzioni) completo di:

- corpo incasso
- box
- raccordo per set doccia

Concealed set for thermostatic shower/bath mixer (2 functions) complete with:

- concealed body
- box
- connection for shower set

MDBOX 000

Finiture - Finishes

EUR

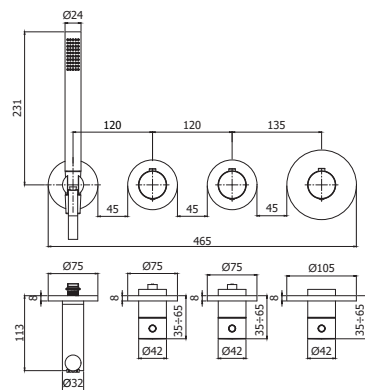

senza set esterno

- per art. MDE000
- installazione solo orizzontale
- attacchi 1/2" G

without external set

- for art. MDE000
- horizontal installation only
- 1/2" G connections

termostatico - thermostatic



Set esterno per miscelatore termostatico incasso doccia/vasca (2 funzioni) completo di:

- piastre
- maniglie
- set doccia

External set for concealed thermostatic shower/bath mixer (2 functions) complete with:

- wall plates
- handles
- shower set

MDE 000 . .

Finiture - Finishes

EUR

per art. MDBOX000

- installazione solo orizzontale

for art. MDBOX000

- horizontal installation only

CR
BO
NO
HG
HGSP
ST

***Installazione orizzontale con gruppo termostatico solo a destra**
*** Horizontal installation with thermostatic group only on the right**

ZPRO 096


Prolunga per art. MDE000

- H20mm

Extension for art. MDE000

- H20mm

CR
BO
NO
HG
HGSP
ST



Set incasso per miscelatore termostatico doccia/vasca (2 funzioni) completo di:

- corpo incasso
- box
- raccordo per set doccia
- raccordo per bocca

Concealed set for thermostatic shower/bath mixer (2 functions) complete with:

- concealed body
- box
- connection for shower set
- connection for spout

MDBOX 001

Finiture - Finishes

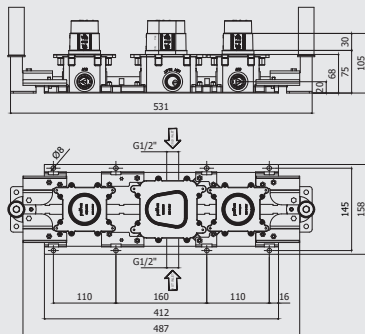
EUR

senza set esterno

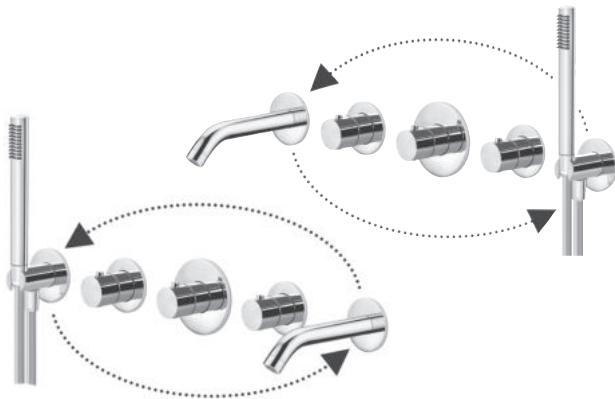
- per art. MDE001
- installazione solo orizzontale
- attacchi 1/2"G

without external set

- for art. MDE001
- horizontal installation only
- 1/2"G connections



termostatico - thermostatic



Set esterno per miscelatore termostatico incasso doccia/vasca (2 funzioni) completo di:

- piastre
- maniglie
- set doccia
- bocca erogazione

External set for concealed thermostatic shower/bath mixer (2 functions) complete with:

- wall plates
- handles
- shower set
- spout

MDE 001 . .

Finiture - Finishes

EUR

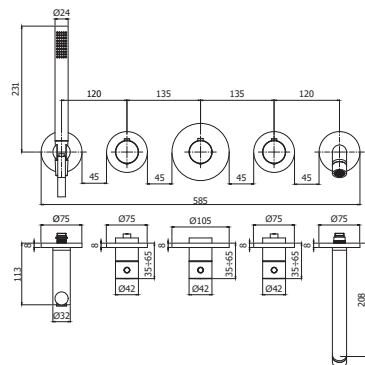
per art. MDBOX001

- installazione solo orizzontale

for art. MDBOX001

- horizontal installation only

CR
BO
NO
HG
HGSP
ST



***Installazione orizzontale con gruppo termostatico solo a destra**
*** Horizontal installation with thermostatic group only on the right**

ZPRO 097

Prolunga per art. MDE001



- H20mm

Extension for art. MDE001

- H20mm

CR
BO
NO
HG
HGSP
ST

| | | | |
|--|----------------|---|---|
| | ZACC472 | Bicchiera Ø42mm per termostatico incasso per artt. MDE000-001-018-019 Ø42mm cylindrical body for concealed thermostatic shower mixer for artt. MDE000-001-018-019 | Finiture - Finishes EUR CR BO NO HG HGSP ST |
| | ZAER127 | Aeratore completo Ø26 per artt. MDE001 Complete aerator Ø26 for artt. MDE001 | Finiture - Finishes EUR CR BO NO HG HGSP ST |
| | ZBOC133 | Bocca a muro Ø26 x I.200 mm per artt. MDE001 Wall spout Ø26 x I.200 mm for artt. MDE001 | Finiture - Finishes EUR CR BO NO HG HGSP ST |
| | ZDOC067 | Doccia MASTER in metallo MASTER metal hand-shower | Finiture - Finishes EUR CR BO NO HG HGSP ST |
| | ZMAN207 | Maniglia tonda Ø42 mm per termostatico incasso per artt. MDE000-001-018-019 Ø42 mm round handle for concealed thermostatic shower mixer for artt. MDE000-001-018-019 | Finiture - Finishes EUR CR BO NO HG HGSP ST |
| | ZMAN211 | Maniglia tonda Ø42 mm per rubinetto incasso con e senza by-pass per artt. MDE000-001-018-019 Ø42 mm round handle for tap with and without by-pass for artt. MDE000-001-018-019 | Finiture - Finishes EUR CR BO NO HG HGSP ST |
| | ZFLO031 | Flessibile PVC colorato 1/2"Gx1/2"G con doppia calotta conica (colorata), una girevole - L. 1500mm - per artt. MDE000-001 1/2"Gx1/2"G twist-free colored PVC hose with double conical nut (colored) - L. 1500mm - for artt. MDE000-001 | Finiture - Finishes EUR AG |
| | ZFLO071 | Flessibile PVC colorato 1/2"Gx1/2"G con doppia calotta conica (colorata), una girevole - L. 1500mm - per artt. MDE000-001 1/2"Gx1/2"G twist-free colored PVC hose with double conical nut (colored) - L. 1500mm - for artt. MDE000-001 | Finiture - Finishes EUR BO NO |
| | ZFLO075 | Flessibile 150 cm Lusso con calotta conica girevole per artt. MDE000-001 Luxury twist-free brass flexible hose 150 cm with conical nut for artt. MDE000-001 | Finiture - Finishes EUR ST |

| | | | | |
|---|----------------|---|--|------------|
|  | ZPIA148 | Piastra tonda per termostatico per artt. MDE000-001-018-019 / Ø105 mm Round one-hole wall plate for thermostatic mixer for artt. MDE000-001-018-019 / Ø105 mm | Finiture - Finishes CR BO NO HG HGSP ST | EUR |
|  | ZPIA149 | Piastra tonda per valvola con e senza by-pass per artt. MDE000-001-018-019 / Ø75 mm Round one-hole wall plate for valve with and without by-pass for artt. MDE000-001-018-019 / Ø75 mm | Finiture - Finishes CR BO NO HG HGSP ST | EUR |
|  | ZPIA150 | Piastra tonda per presa acqua e bocca per artt. MDE000-001-018-019 / Ø75 mm Round one-hole wall plate for built-in water inlet and spout for artt. MDE000-001-018-019 / Ø75 mm | Finiture - Finishes CR BO NO HG HGSP ST | EUR |
|  | ZRAC022 | Raccordo 1/2"G per supporto doccia per artt. MDE000-001 1/2"G connection for bracket for artt. MDE000-001 | Finiture - Finishes CR BO NO HG HGSP ST | EUR |
|  | ZRAC145 | Raccordo per miscelatore termostatico incasso con valvolina, retina e seeger per artt. MDBOX000-001-018-019 Connection for concealed thermostatic shower mixer with valve, filter and connection ring for artt. MDBOX000-001-018-019 | Finiture - Finishes CR BO NO HG HGSP ST | EUR |
|  | ZSUP040 | Supporto doccia per artt. MDE000-001 Bracket for artt. MDE000-001 | Finiture - Finishes CR BO NO HG HGSP ST | EUR |
|  | ZVIT001 | Vitone dischi ceramici 90° dx per artt. MDBOX000-001-018-019 90° ceramic disc valve right for artt. MDBOX000-001-018-019 | Finiture - Finishes CR BO NO HG HGSP ST | EUR |
|  | ZVIT121 | Cartuccia termostatica per artt. MDBOX000-001-018-019 Thermostatic cartridge for artt. MDBOX000-001-018-019 | Finiture - Finishes CR BO NO HG HGSP ST | EUR |

incassi projects

incassi
projects
concealed
mixer projects



FINITURE | FINISHES

La serie **INCASSI PROJECTS** è disponibile nelle seguenti finiture:
INCASSI PROJECTS range is available in the following finishes:

CR cromato
chrome plated

Completare il prodotto come segue:
Complete the product as follows:



INC CR
Set incasso
Concealed set



CODICE / CODE
Set esterno
External set

Incassi Projects - Tabella di compatibilità

Concealed mixer Projects - Compatibility table

MISCELATORI INCASSO SENZA DEVIATORE - ARTT.010-011
 CONCEALED SHOWER MIXERS WITHOUT DIVERTER - ARTT.010-011



INC01035CR

CARTUCCIA / CARTRIDGE
 Ø 35 mm



BERRY SLY



BIRILLO STICK



CANDY TANGO



ELLE-EFFE TILT



GREEN



JO



JOKER



LEVEL



LIGHT



RED



RINGO-WEST



ROCK



INC01040CR

CARTUCCIA / CARTRIDGE
 Ø 40 mm



DUEMILA



FLAVIA-GIORGIA



NETTUNO




NETTUNO 2

MISCELATORI INCASSO CON DEVIATORE (2 USCITE) - ART.015
 CONCEALED SHOWER MIXERS WITH DIVERTER (2 OUTLETS) - ART.015



INC01535CR

CARTUCCIA / CARTRIDGE
 Ø 35 mm



BERRY TANGO



CANDY TILT



EFFE-ELLE



GREEN



JO



JOKER



LEVEL



LIGHT



RED



ROCK



RINGO-WEST



SLY



INC01540CR

CARTUCCIA / CARTRIDGE
 Ø 40 mm



BIRILLO



DUEMILA



FLAVIA-GIORGIA



NETTUNO



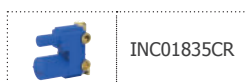
NETTUNO 2



STICK

ARTICOLI COMPATIBILI TRA DI LORO
ARTICLES COMPATIBLE BETWEEN THEM

MISCELATORI INCASSO CON DEVIATORE (2 USCITE) - ART.018
CONCEALED SHOWER MIXERS WITH DIVERTER (2 OUTLETS) - ART.018



INC01835CR

CARTUCCIA / CARTRIDGE
Ø 35 mm



BERRY



TANGO



CANDY



TILT



EFFE-ELLE



GREEN



JO



JOKER



LEVEL



LIGHT



RED



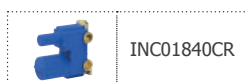
ROCK



RINGO-WEST



SLY



INC01840CR

CARTUCCIA / CARTRIDGE
Ø 40 mm

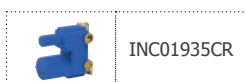


BIRILLO



STICK

MISCELATORI INCASSO CON DEVIATORE (3 USCITE) - ART.019
CONCEALED SHOWER MIXERS WITH DIVERTER (3 OUTLETS) - ART.019



INC01935CR

CARTUCCIA / CARTRIDGE
Ø 35 mm



BERRY



TANGO



CANDY



TILT



EFFE-ELLE



GREEN



JO



JOKER



LEVEL



LIGHT



RED



ROCK



RINGO-WEST



SLY



INC01940CR

CARTUCCIA / CARTRIDGE
Ø 40 mm


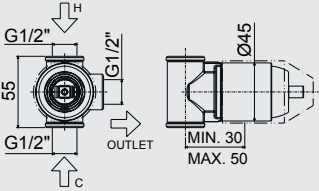

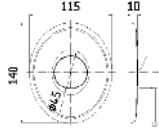

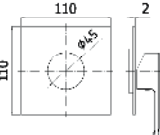

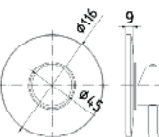

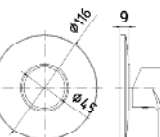

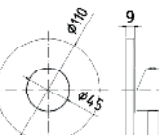

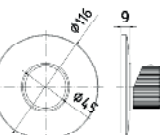



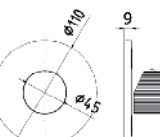

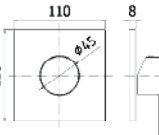

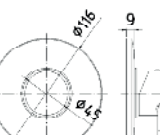

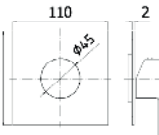

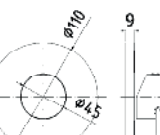

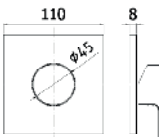

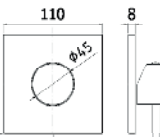


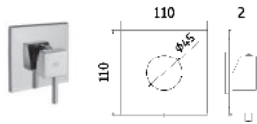
BIRILLO



STICK

incassi projects-concealed mixer projects

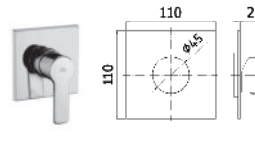
| | | | |
|---|---|---|--|
|  |  | <p>Corpo incasso doccia (1 uscita) Concealed body shower mixer (1 outlet)</p> <p>INC 01035CR con cartuccia Ø35mm with cartridge Ø35mm</p> <p>Finiture - Finishes EUR CR</p> | |
|   | <p>Set esterno per art. BR 010CR External set for art. BR 010CR</p> <p>BR 010CREST BERRY da abbinare solo con art. INC01035CR to be completed only with art. INC01035CR</p> <p>Finiture - Finishes EUR CREST</p> |   | <p>Set esterno per art. EL 010CR/M External set for art. EL 010CR/M</p> <p>EL 010CR/MEST ELLE da abbinare solo con art. INC01035CR to be completed only with art. INC01035CR</p> <p>Finiture - Finishes EUR CR/MEST</p> |
|   | <p>Set esterno per art. BI 010CR External set for art. BI 010CR</p> <p>BI 010CREST BIRILLO da abbinare solo con art. INC01035CR to be completed only with art. INC01035CR</p> <p>Finiture - Finishes EUR CREST</p> |   | <p>Set esterno per art. GR 010CR External set for art. GR 010CR</p> <p>GR 010CREST GREEN da abbinare solo con art. INC01035CR to be completed only with art. INC01035CR</p> <p>Finiture - Finishes EUR CREST</p> |
|   | <p>Set esterno per art. BI 011CR External set for art. BI 011CR</p> <p>BI 011CREST BIRILLO da abbinare solo con art. INC01035CR to be completed only with art. INC01035CR</p> <p>Finiture - Finishes EUR CREST</p> |   | <p>Set esterno per art. JO 010CR External set for art. JO 010CR</p> <p>JO 010CREST JO da abbinare solo con art. INC01035CR to be completed only with art. INC01035CR</p> <p>Finiture - Finishes EUR CREST</p> |
|   | <p>Set esterno per art. CA 010CR External set for art. CA 010CR</p> <p>CA 010CREST CANDY da abbinare solo con art. INC01035CR to be completed only with art. INC01035CR</p> <p>Finiture - Finishes EUR CREST</p> |   | <p>Set esterno per art. JO 011CR External set for art. JO 011CR</p> <p>JO 011CREST JO da abbinare solo con art. INC01035CR to be completed only with art. INC01035CR</p> <p>Finiture - Finishes EUR CREST</p> |
|   | <p>Set esterno per art. EF 010CR External set for art. EF 010CR</p> <p>EF 010CREST EFFE da abbinare solo con art. INC01035CR to be completed only with art. INC01035CR</p> <p>Finiture - Finishes EUR CREST</p> |   | <p>Set esterno per art. JK 010CR External set for art. JK 010CR</p> <p>JK 010CREST JOKER da abbinare solo con art. INC01035CR to be completed only with art. INC01035CR</p> <p>Finiture - Finishes EUR CREST</p> |
|   | <p>Set esterno per art. EF 010CR/M External set for art. EF 010CR/M</p> <p>EF 010CR/MEST EFFE da abbinare solo con art. INC01035CR to be completed only with art. INC01035CR</p> <p>Finiture - Finishes EUR CR/MEST</p> |   | <p>Set esterno per art. JK 011CR External set for art. JK 011CR</p> <p>JK 011CREST JOKER da abbinare solo con art. INC01035CR to be completed only with art. INC01035CR</p> <p>Finiture - Finishes EUR CREST</p> |
|   | <p>Set esterno per art. EL 010CR External set for art. EL 010CR</p> <p>EL 010CREST ELLE da abbinare solo con art. INC01035CR to be completed only with art. INC01035CR</p> <p>Finiture - Finishes EUR CREST</p> |   | <p>Set esterno per art. LEA 010CR External set for art. LEA 010CR</p> <p>LEA 010CREST LEVEL asta da abbinare solo con art. INC01035CR to be completed only with art. INC01035CR</p> <p>Finiture - Finishes EUR CREST</p> |



Set esterno per art. LEA 010CR/M
External set for art. LEA 010CR/M
LEA 010CR/MEST LEVEL asta
da abbinare solo con art. INC01035CR
to be completed only with art. INC01035CR

* Con piastra in metallo
* With metal wall plate

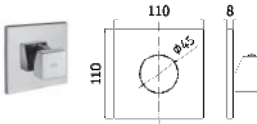
Finiture - Finishes EUR
CR/MEST



Set esterno per art. RED 010CR/M
External set for art. RED 010CR/M
RED 010CR/MEST RED
da abbinare solo con art. INC01035CR
to be completed only with art. INC01035CR

* Con piastra in metallo
* With metal wall plate

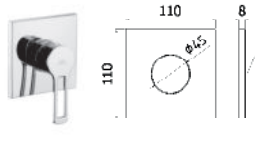
Finiture - Finishes EUR
CR/MEST



Set esterno per art. LEC 010CR
External set for art. LEC 010CR
LEC 010CREST LEVEL cubo
da abbinare solo con art. INC01035CR
to be completed only with art. INC01035CR

* Con piastra in ABS
* With ABS wall plate

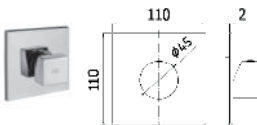
Finiture - Finishes EUR
CREST



Set esterno per art. RIN 010CR
External set for art. RIN 010CR
RIN 010CREST RINGO
da abbinare solo con art. INC01035CR
to be completed only with art. INC01035CR

* Con piastra in ABS
* With ABS wall plate

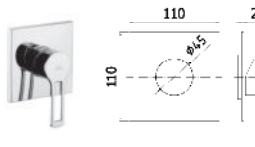
Finiture - Finishes EUR
CREST



Set esterno per art. LEC 010CR/M
External set for art. LEC 010CR/M
LEC 010CR/MEST LEVEL cubo
da abbinare solo con art. INC01035CR
to be completed only with art. INC01035CR

* Con piastra in metallo
* With metal wall plate

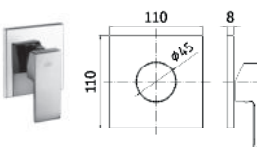
Finiture - Finishes EUR
CR/MEST



Set esterno per art. RIN 010CR/M
External set for art. RIN 010CR/M
RIN 010CR/MEST RINGO
da abbinare solo con art. INC01035CR
to be completed only with art. INC01035CR

* Con piastra in metallo
* With metal wall plate

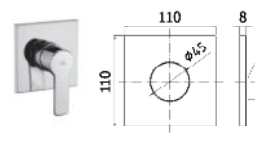
Finiture - Finishes EUR
CR/MEST



Set esterno per art. LES 010CR
External set for art. LES 010CR
LES 010CREST LEVEL standard
da abbinare solo con art. INC01035CR
to be completed only with art. INC01035CR

* Con piastra in ABS
* With ABS wall plate

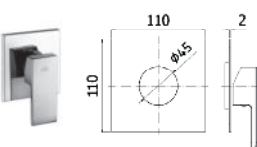
Finiture - Finishes EUR
CREST



Set esterno per art. WS 010CR
External set for art. WS 010CR
WS 010CREST WEST
da abbinare solo con art. INC01035CR
to be completed only with art. INC01035CR

* Con piastra in ABS
* With ABS wall plate

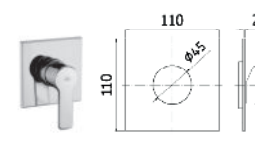
Finiture - Finishes EUR
CREST



Set esterno per art. LEC 010CR/M
External set for art. LEC 010CR/M
LES 010CR/MEST LEVEL standard
da abbinare solo con art. INC01035CR
to be completed only with art. INC01035CR

* Con piastra in metallo
* With metal wall plate

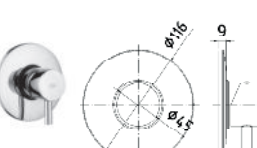
Finiture - Finishes EUR
CR/MEST



Set esterno per art. WS 010CR/M
External set for art. WS 010CR/M
WS 010CR/MEST WEST
da abbinare solo con art. INC01035CR
to be completed only with art. INC01035CR

* Con piastra in metallo
* With metal wall plate

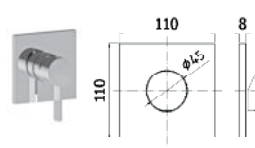
Finiture - Finishes EUR
CR/MEST



Set esterno per art. LIG 010CR
External set for art. LIG 010CR
LIG 010CREST LIGHT
da abbinare solo con art. INC01035CR
to be completed only with art. INC01035CR

* Con piastra in metallo
* With metal wall plate

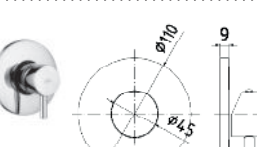
Finiture - Finishes EUR
CREST



Set esterno per art. RO 010CR
External set for art. RO 010CR
RO 010CREST ROCK
da abbinare solo con art. INC01035CR
to be completed only with art. INC01035CR

* Con piastra in ABS
* With ABS wall plate

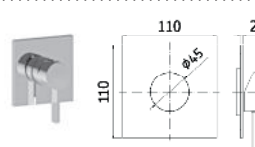
Finiture - Finishes EUR
CREST



Set esterno per art. LIG 011CR
External set for art. LIG 011CR
LIG 011CREST LIGHT
da abbinare solo con art. INC01035CR
to be completed only with art. INC01035CR

* Con piastra in metallo
* With metal wall plate

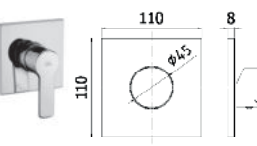
Finiture - Finishes EUR
CREST



Set esterno per art. RO 010CR/M
External set for art. RO 010CR/M
RO 010CR/MEST ROCK
da abbinare solo con art. INC01035CR
to be completed only with art. INC01035CR

* Con piastra in metallo
* With metal wall plate

Finiture - Finishes EUR
CR/MEST



Set esterno per art. RED 010CR
External set for art. RED 010CR
RED 010CREST RED
da abbinare solo con art. INC01035CR
to be completed only with art. INC01035CR

* Con piastra in ABS
* With ABS wall plate

Finiture - Finishes EUR
CREST



Set esterno per art. SY 010CR
External set for art. SY 010CR
SY 010CREST SLY
da abbinare solo con art. INC01035CR
to be completed only with art. INC01035CR

* Con piastra in metallo
* With metal wall plate

Finiture - Finishes EUR
CREST

incassi projects-concealed mixer projects

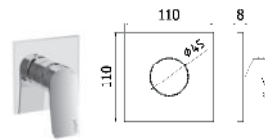


* Con piastra in metallo
* With metal wall plate

Set esterno per art. SK 010CR
External set for art. SK 010CR

SK 010CREST STICK
da abbinare solo con art. INC01035CR
to be completed only with art. INC01035CR

Finiture - Finishes EUR
CREST

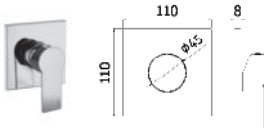


* Con piastra in ABS
* With ABS wall plate

Set esterno per art. TI 010CR
External set for art. TI 010CR

TI 010CREST TILT
da abbinare solo con art. INC01035CR
to be completed only with art. INC01035CR

Finiture - Finishes EUR
CREST

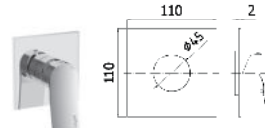


* Con piastra in ABS
* With ABS wall plate

Set esterno per art. TA 010CR
External set for art. TA 010CR

TA 010CREST TANGO
da abbinare solo con art. INC01035CR
to be completed only with art. INC01035CR

Finiture - Finishes EUR
CREST

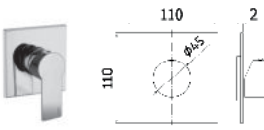


* Con piastra in metallo
* With metal wall plate

Set esterno per art. TI 010CR/M
External set for art. TI 010CR/M

TI 010CR/MEST TILT
da abbinare solo con art. INC01035CR
to be completed only with art. INC01035CR

Finiture - Finishes EUR
CR/MEST

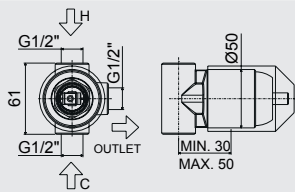


* Con piastra in metallo
* With metal wall plate

Set esterno per art. TA 010CR/M
External set for art. TA 010CR/M

TA 010CR/MEST TANGO
da abbinare solo con art. INC01035CR
to be completed only with art. INC01035CR

Finiture - Finishes EUR
CR/MEST



Corpo incasso doccia (1 uscita)
Concealed body shower mixer (1 outlet)

INC 01040CR
con cartuccia Ø40mm
with cartridge Ø40mm

Finiture - Finishes EUR
CR



* Con piastra in metallo
* With metal wall plate

Set esterno per art. DU 010CR
External set for art. DU 010CR

DU 010CREST DUEMILA
da abbinare solo con art. INC01040CR
to be completed only with art. INC01040CR

Finiture - Finishes EUR
CREST



* Con piastra in metallo
* With metal wall plate

Set esterno per art. GI 011CR
External set for art. GI 011CR

GI 011CREST GIORGIA
da abbinare solo con art. INC01040CR
to be completed only with art. INC01040CR

Finiture - Finishes EUR
CREST



* Con piastra in metallo
* With metal wall plate

Set esterno per art. FA 010CR
External set for art. FA 010CR

FA 010CREST FLAVIA
da abbinare solo con art. INC01040CR
to be completed only with art. INC01040CR

Finiture - Finishes EUR
CREST

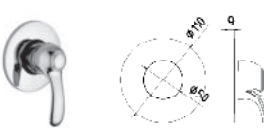


* Con piastra in metallo
* With metal wall plate

Set esterno per art. ND 010CR
External set for art. ND 010CR

ND 010CREST NETTUNO 2
da abbinare solo con art. INC01040CR
to be completed only with art. INC01040CR

Finiture - Finishes EUR
CREST



* Con piastra in metallo
* With metal wall plate

Set esterno per art. FA 011CR
External set for art. FA 011CR

FA 011CREST FLAVIA
da abbinare solo con art. INC01040CR
to be completed only with art. INC01040CR

Finiture - Finishes EUR
CREST

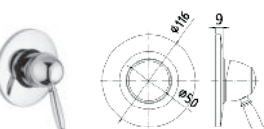


* Con piastra in metallo
* With metal wall plate

Set esterno per art. NT 010CR
External set for art. NT 010CR

NT 010CREST NETTUNO
da abbinare solo con art. INC01040CR
to be completed only with art. INC01040CR

Finiture - Finishes EUR
CREST


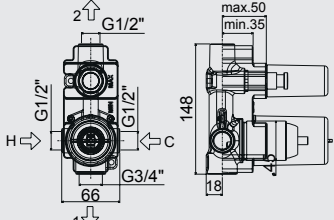

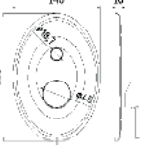

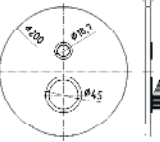
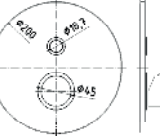

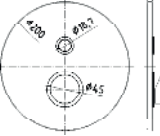

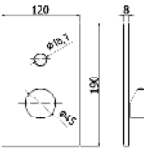

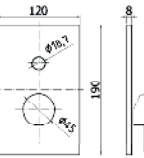

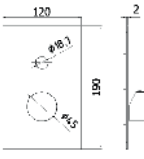



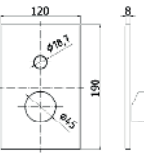

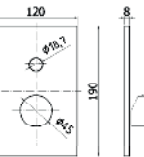

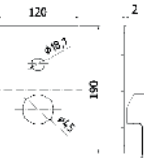

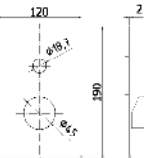

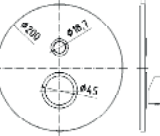

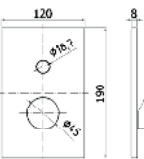


* Con piastra in metallo
* With metal wall plate

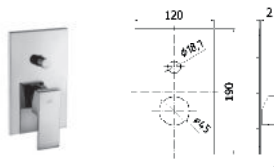
Set esterno per art. GI 010CR
External set for art. GI 010CR

GI 010CREST GIORGIA
da abbinare solo con art. INC01040CR
to be completed only with art. INC01040CR

Finiture - Finishes EUR
CREST

| | | |
|---|---|---|
|  |  | <p>Corpo incasso doccia (2 uscite)</p> <ul style="list-style-type: none"> • con deviatore a pulsante <p>Concealed shower mixer body (2 outlets)</p> <ul style="list-style-type: none"> • with push diverter <p>INC 01535CR</p> <p>con cartuccia Ø35mm with cartridge Ø35mm</p> <p>Finiture - Finishes EUR CR</p> |
|   <p>* Con piastra in ABS * With ABS wall plate</p> | <p>Set esterno per art. BR 015CR External set for art. BR 015CR</p> <p>BR 015CREST BERRY</p> <p>da abbinare solo con art. INC01535CR to be completed only with art. INC01535CR</p> <p>Finiture - Finishes EUR CREST</p> |   <p>* Con piastra in metallo * With metal wall plate</p> <p>Set esterno per art. JO 015CR External set for art. JO 015CR</p> <p>JO 015CREST JO</p> <p>da abbinare solo con art. INC01535CR to be completed only with art. INC01535CR</p> <p>Finiture - Finishes EUR CREST</p> |
|   <p>* Con piastra in metallo * With metal wall plate</p> | <p>Set esterno per art. CA 015CR External set for art. CA 015CR</p> <p>CA 015CREST CANDY</p> <p>da abbinare solo con art. INC01535CR to be completed only with art. INC01535CR</p> <p>Finiture - Finishes EUR CREST</p> |   <p>* Con piastra in metallo * With metal wall plate</p> <p>Set esterno per art. JK 015CR External set for art. JK 015CR</p> <p>JK 015CREST JOKER</p> <p>da abbinare solo con art. INC01535CR to be completed only with art. INC01535CR</p> <p>Finiture - Finishes EUR CREST</p> |
|   <p>* Con piastra in ABS * With ABS wall plate</p> | <p>Set esterno per art. EF 015CR External set for art. EF 015CR</p> <p>EF 015CREST EFFE</p> <p>da abbinare solo con art. INC01535CR to be completed only with art. INC01535CR</p> <p>Finiture - Finishes EUR CREST</p> |   <p>* Con piastra in ABS * With ABS wall plate</p> <p>Set esterno per art. LEA 015CR External set for art. LEA 015CR</p> <p>LEA 015CREST LEVEL asta</p> <p>da abbinare solo con art. INC01535CR to be completed only with art. INC01535CR</p> <p>Finiture - Finishes EUR CREST</p> |
|   <p>* Con piastra in metallo * With metal wall plate</p> | <p>Set esterno per art. EF 015CR/M External set for art. EF 015CR/M</p> <p>EF 015CR/MEST EFFE</p> <p>da abbinare solo con art. INC01535CR to be completed only with art. INC01535CR</p> <p>Finiture - Finishes EUR CR/MEST</p> |   <p>* Con piastra in metallo * With metal wall plate</p> <p>Set esterno per art. LEA 015CR/M External set for art. LEA 015CR/M</p> <p>LEA 015CR/MEST LEVEL asta</p> <p>da abbinare solo con art. INC01535CR to be completed only with art. INC01535CR</p> <p>Finiture - Finishes EUR CR/MEST</p> |
|   <p>* Con piastra in ABS * With ABS wall plate</p> | <p>Set esterno per art. EL 015CR External set for art. EL 015CR</p> <p>EL 015CREST ELLE</p> <p>da abbinare solo con art. INC01535CR to be completed only with art. INC01535CR</p> <p>Finiture - Finishes EUR CREST</p> |   <p>* Con piastra in ABS * With ABS wall plate</p> <p>Set esterno per art. LEC 015CR External set for art. LEC 015CR</p> <p>LEC 015CREST LEVEL cubo</p> <p>da abbinare solo con art. INC01535CR to be completed only with art. INC01535CR</p> <p>Finiture - Finishes EUR CREST</p> |
|   <p>* Con piastra in metallo * With metal wall plate</p> | <p>Set esterno per art. EL 015CR/M External set for art. EL 015CR/M</p> <p>EL 015CR/MEST ELLE</p> <p>da abbinare solo con art. INC01535CR to be completed only with art. INC01535CR</p> <p>Finiture - Finishes EUR CR/MEST</p> |   <p>* Con piastra in metallo * With metal wall plate</p> <p>Set esterno per art. LEC 015CR/M External set for art. LEC 015CR/M</p> <p>LEC 015CR/MEST LEVEL cubo</p> <p>da abbinare solo con art. INC01535CR to be completed only with art. INC01535CR</p> <p>Finiture - Finishes EUR CR/MEST</p> |
|   <p>* Con piastra in metallo * With metal wall plate</p> | <p>Set esterno per art. GR 015CR External set for art. GR 015CR</p> <p>GR 015CREST GREEN</p> <p>da abbinare solo con art. INC01535CR to be completed only with art. INC01535CR</p> <p>Finiture - Finishes EUR CREST</p> |   <p>* Con piastra in ABS * With ABS wall plate</p> <p>Set esterno per art. LES 015CR External set for art. LES 015CR</p> <p>LES 015CREST LEVEL standard</p> <p>da abbinare solo con art. INC01535CR to be completed only with art. INC01535CR</p> <p>Finiture - Finishes EUR CREST</p> |

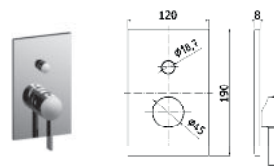
incassi projects-concealed mixer projects



* Con piastra in metallo
* With metal wall plate

Set esterno per art. LES 015CR/M
External set for art. LES 015CR/M
LES 015CR/MEST LEVEL standard
da abbinare solo con art. INC01535CR
to be completed only with art. INC01535CR

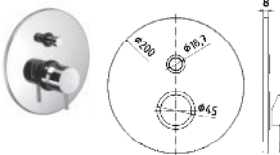
Finiture - Finishes EUR
CR/MEST



* Con piastra in ABS
* With ABS wall plate

Set esterno per art. RO 015CR
External set for art. RO 015CR
RO 015CREST ROCK
da abbinare solo con art. INC01535CR
to be completed only with art. INC01535CR

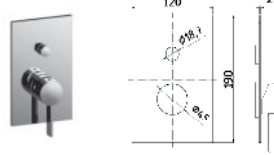
Finiture - Finishes EUR
CREST



* Con piastra in metallo
* With metal wall plate

Set esterno per art. LIG 015CR
External set for art. LIG 015CR
LIG 015CREST LIGHT
da abbinare solo con art. INC01535CR
to be completed only with art. INC01535CR

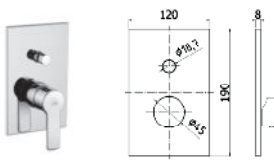
Finiture - Finishes EUR
CREST



* Con piastra in metallo
* With metal wall plate

Set esterno per art. RO 015CR/M
External set for art. RO 015CR/M
RO 015CR/MEST ROCK
da abbinare solo con art. INC01535CR
to be completed only with art. INC01535CR

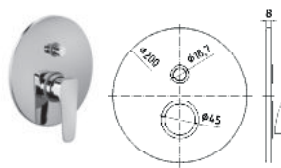
Finiture - Finishes EUR
CR/MEST



* Con piastra in ABS
* With ABS wall plate

Set esterno per art. RED 015CR
External set for art. RED 015CR
RED 015CREST RED
da abbinare solo con art. INC01535CR
to be completed only with art. INC01535CR

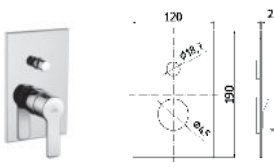
Finiture - Finishes EUR
CREST



* Con piastra in metallo
* With metal wall plate

Set esterno per art. SY 015CR
External set for art. SY 015CR
SY 015CREST SLY
da abbinare solo con art. INC01535CR
to be completed only with art. INC01535CR

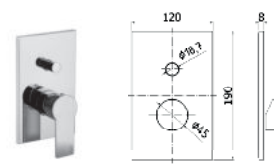
Finiture - Finishes EUR
CREST



* Con piastra in metallo
* With metal wall plate

Set esterno per art. RED 015CR/M
External set for art. RED 015CR/M
RED 015CR/MEST RED
da abbinare solo con art. INC01535CR
to be completed only with art. INC01535CR

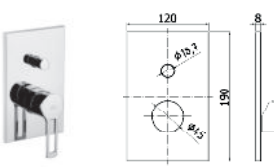
Finiture - Finishes EUR
CR/MEST



* Con piastra in ABS
* With ABS wall plate

Set esterno per art. TA 015CR
External set for art. TA 015CR
TA 015CREST TANGO
da abbinare solo con art. INC01535CR
to be completed only with art. INC01535CR

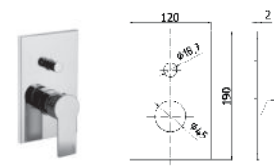
Finiture - Finishes EUR
CREST



* Con piastra in ABS
* With ABS wall plate

Set esterno per art. RIN 015CR
External set for art. RIN 015CR
RIN 015CREST RINGO
da abbinare solo con art. INC01535CR
to be completed only with art. INC01535CR

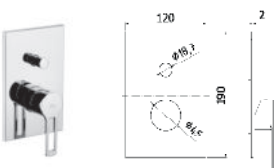
Finiture - Finishes EUR
CREST



* Con piastra in metallo
* With metal wall plate

Set esterno per art. TA 015CR/M
External set for art. TA 015CR/M
TA 015CR/MEST TANGO
da abbinare solo con art. INC01535CR
to be completed only with art. INC01535CR

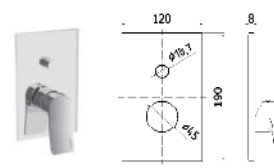
Finiture - Finishes EUR
CR/MEST



* Con piastra in metallo
* With metal wall plate

Set esterno per art. RIN 015CR/M
External set for art. RIN 015CR/M
RIN 015CR/MEST RINGO
da abbinare solo con art. INC01535CR
to be completed only with art. INC01535CR

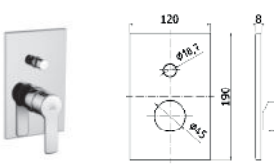
Finiture - Finishes EUR
CR/MEST



* Con piastra in ABS
* With ABS wall plate

Set esterno per art. TI 015CR
External set for art. TI 015CR
TI 015CREST TILT
da abbinare solo con art. INC01535CR
to be completed only with art. INC01535CR

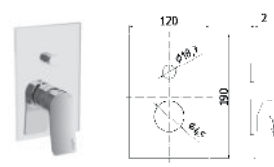
Finiture - Finishes EUR
CREST



* Con piastra in ABS
* With ABS wall plate

Set esterno per art. WS 015CR
External set for art. WS 015CR
WS 015CREST WEST
da abbinare solo con art. INC01535CR
to be completed only with art. INC01535CR

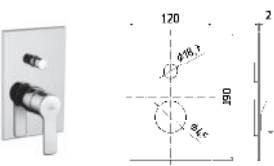
Finiture - Finishes EUR
CREST



* Con piastra in metallo
* With metal wall plate

Set esterno per art. TI 015CR/M
External set for art. TI 015CR/M
TI 015CR/MEST TILT
da abbinare solo con art. INC01535CR
to be completed only with art. INC01535CR

Finiture - Finishes EUR
CR/MEST

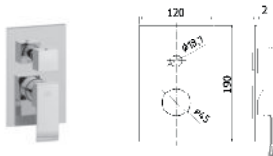


* Con piastra in metallo
* With metal wall plate

Set esterno per art. WS 015CR/M
External set for art. WS 015CR/M
WS 015CR/MEST WEST
da abbinare solo con art. INC01535CR
to be completed only with art. INC01535CR

Finiture - Finishes EUR
CR/MEST

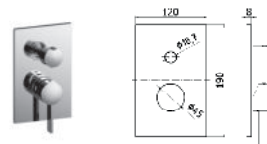
| | | |
|--|--|---|
| | | <p>Corpo incasso doccia (2 uscite)</p> <ul style="list-style-type: none"> • con deviatore a pulsante <p>Concealed shower mixer body (2 outlets)</p> <ul style="list-style-type: none"> • with push diverter <p>INC 01540CR</p> <p>con cartuccia Ø40mm with cartridge Ø40mm</p> <p>Finiture - Finishes EUR CR</p> |
| <p>BI 015CREST BIRILLO</p> <p>Set esterno per art. BI 015CR External set for art. BI 015CR</p> <p>da abbinare solo con art. INC01540CR to be completed only with art. INC01540CR</p> <p>Finiture - Finishes EUR CREST</p> <p>* Con piastra in metallo * With metal wall plate</p> | | <p>ND 015CREST NETTUNO 2</p> <p>Set esterno per art. ND 015CR External set for art. ND 015CR</p> <p>da abbinare solo con art. INC01540CR to be completed only with art. INC01540CR</p> <p>Finiture - Finishes EUR CREST</p> <p>* Con piastra in metallo * With metal wall plate</p> |
| <p>DU 015CREST DUEMILA</p> <p>Set esterno per art. DU 015CR External set for art. DU 015CR</p> <p>da abbinare solo con art. INC01540CR to be completed only with art. INC01540CR</p> <p>Finiture - Finishes EUR CREST</p> <p>* Con piastra in metallo * With metal wall plate</p> | | <p>NT 015CREST NETTUNO</p> <p>Set esterno per art. NT 015CR External set for art. NT 015CR</p> <p>da abbinare solo con art. INC01540CR to be completed only with art. INC01540CR</p> <p>Finiture - Finishes EUR CREST</p> <p>* Con piastra in metallo * With metal wall plate</p> |
| <p>FA 015CREST FLAVIA</p> <p>Set esterno per art. FA 015CR External set for art. FA 015CR</p> <p>da abbinare solo con art. INC01540CR to be completed only with art. INC01540CR</p> <p>Finiture - Finishes EUR CREST</p> <p>* Con piastra in metallo * With metal wall plate</p> | | <p>SK 015CREST STICK</p> <p>Set esterno per art. SK 015CR External set for art. SK 015CR</p> <p>da abbinare solo con art. INC01540CR to be completed only with art. INC01540CR</p> <p>Finiture - Finishes EUR CREST</p> <p>* Con piastra in metallo * With metal wall plate</p> |
| <p>GI 015CREST GIORGIA</p> <p>Set esterno per art. GI 015CR External set for art. GI 015CR</p> <p>da abbinare solo con art. INC01540CR to be completed only with art. INC01540CR</p> <p>Finiture - Finishes EUR CREST</p> <p>* Con piastra in metallo * With metal wall plate</p> | | |



Set esterno per art. LES 018CR/M
External set for art. LES 018CR/M
LES 018CR/MEST LEVEL standard
da abbinare solo con art. INCO1835CR
to be completed only with art.
INCO1835CR

* Con piastra in metallo
* With metal wall plate

Finiture - Finishes EUR
CR/MEST



Set esterno per art. RO 018CR
External set for art. RO 018CR
RO 018CREST ROCK
da abbinare solo con art. INCO1835CR
to be completed only with art.
INCO1835CR

* Con piastra in ABS
* With ABS wall plate

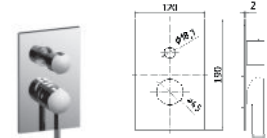
Finiture - Finishes EUR
CREST



Set esterno per art. LIG 018CR
External set for art. LIG 018CR
LIG 018CREST LIGHT
da abbinare solo con art. INCO1835CR
to be completed only with art.
INCO1835CR

* Con piastra in metallo
* With metal wall plate

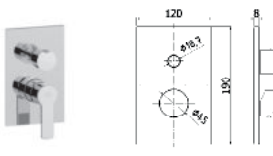
Finiture - Finishes EUR
CREST



Set esterno per art. RO 018CR/M
External set for art. RO 018CR/M
RO 018CR/MEST ROCK
da abbinare solo con art. INCO1835CR
to be completed only with art.
INCO1835CR

* Con piastra in metallo
* With metal wall plate

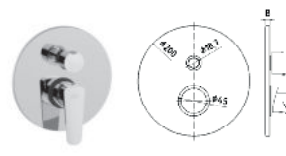
Finiture - Finishes EUR
CR/MEST



Set esterno per art. RED 018CR
External set for art. RED 018CR
RED 018CREST RED
da abbinare solo con art. INCO1835CR
to be completed only with art.
INCO1835CR

* Con piastra in ABS
* With ABS wall plate

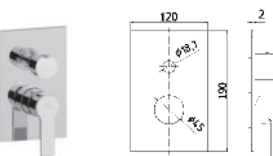
Finiture - Finishes EUR
CREST



Set esterno per art. SY 018CR
External set for art. SY 018CR
SY 018CREST SLY
da abbinare solo con art. INCO1835CR
to be completed only with art.
INCO1835CR

* Con piastra in metallo
* With metal wall plate

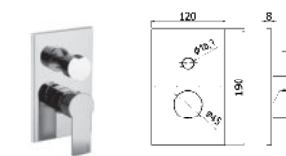
Finiture - Finishes EUR
CREST



Set esterno per art. RED 018CR/M
External set for art. RED 018CR/M
RED 018CR/MEST RED
da abbinare solo con art. INCO1835CR
to be completed only with art.
INCO1835CR

* Con piastra in metallo
* With metal wall plate

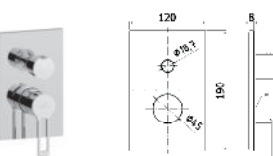
Finiture - Finishes EUR
CR/MEST



Set esterno per art. TA 018CR
External set for art. TA 018CR
TA 018CREST TANGO
da abbinare solo con art. INCO1835CR
to be completed only with art.
INCO1835CR

* Con piastra in ABS
* With ABS wall plate

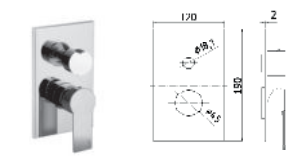
Finiture - Finishes EUR
CREST



Set esterno per art. RIN 018CR
External set for art. RIN 018CR
RIN 018CREST RINGO
da abbinare solo con art. INCO1835CR
to be completed only with art.
INCO1835CR

* Con piastra in ABS
* With ABS wall plate

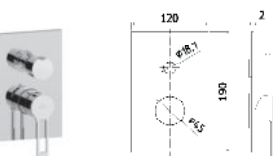
Finiture - Finishes EUR
CREST



Set esterno per art. TA 018CR/M
External set for art. TA 018CR/M
TA 018CR/MEST TANGO
da abbinare solo con art. INCO1835CR
to be completed only with art.
INCO1835CR

* Con piastra in metallo
* With metal wall plate

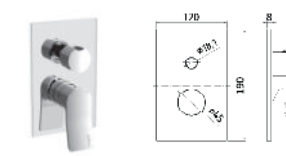
Finiture - Finishes EUR
CR/MEST



Set esterno per art. RIN 018CR/M
External set for art. RIN 018CR/M
RIN 018CR/MEST RINGO
da abbinare solo con art. INCO1835CR
to be completed only with art.
INCO1835CR

* Con piastra in metallo
* With metal wall plate

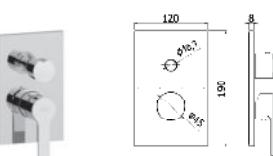
Finiture - Finishes EUR
CR/MEST



Set esterno per art. TI 018CR
External set for art. TI 018CR
TI 018CREST TILT
da abbinare solo con art. INCO1835CR
to be completed only with art.
INCO1835CR

* Con piastra in ABS
* With ABS wall plate

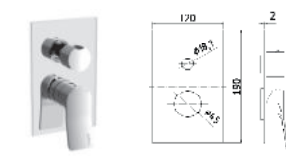
Finiture - Finishes EUR
CREST



Set esterno per art. WS 018CR
External set for art. WS 018CR
WS 018CREST WEST
da abbinare solo con art. INCO1835CR
to be completed only with art.
INCO1835CR

* Con piastra in ABS
* With ABS wall plate

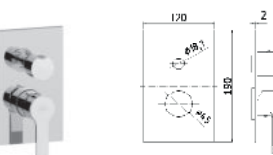
Finiture - Finishes EUR
CREST



Set esterno per art. TI 018CR/M
External set for art. TI 018CR/M
TI 018CR/MEST TILT
da abbinare solo con art. INCO1835CR
to be completed only with art.
INCO1835CR

* Con piastra in metallo
* With metal wall plate

Finiture - Finishes EUR
CR/MEST


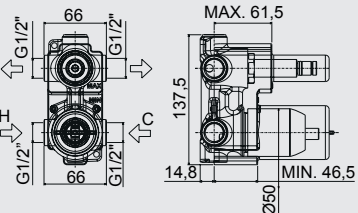



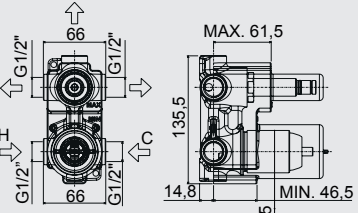
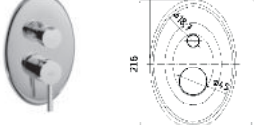
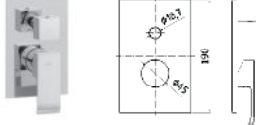
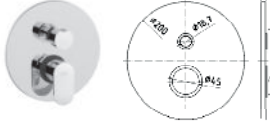







Set esterno per art. WS 018CR/M
External set for art. WS 018CR/M
WS 018CR/MEST WEST
da abbinare solo con art. INCO1835CR
to be completed only with art.
INCO1835CR

* Con piastra in metallo
* With metal wall plate

Finiture - Finishes EUR
CR/MEST

incassi projects-concealed mixer projects

| | | |
|--|--|---|
|  |  | <p>Corpo incasso doccia (2 uscite) <ul style="list-style-type: none"> • con cartuccia deviatore Concealed shower mixer body (2 outlets) <ul style="list-style-type: none"> • with diverter cartridge <p>INC 01840CR con cartuccia Ø40mm with cartridge Ø40mm</p> <p>Finiture - Finishes EUR CR</p> </p> |
|  <p>* Con piastra in metallo * With metal wall plate</p> | <p>Set esterno per art. BI 018CR External set for art. BI 018CR</p> <p>BI 018CREST BIRILLO da abbinare solo con art. INC01840CR to be completed only with art. INC01840CR</p> <p>Finiture - Finishes EUR CREST</p> |  <p>Set esterno per art. SK 018CR External set for art. SK 018CR</p> <p>SK 018CREST STICK da abbinare solo con art. INC01840CR to be completed only with art. INC01840CR</p> <p>Finiture - Finishes EUR CREST</p> |
|  |  | <p>Corpo incasso doccia (3 uscite) <ul style="list-style-type: none"> • con cartuccia deviatore Concealed shower mixer body (3 outlets) <ul style="list-style-type: none"> • with diverter cartridge <p>INC 01935CR con cartuccia Ø35mm with cartridge Ø35mm</p> <p>Finiture - Finishes EUR CR</p> </p> |
|  <p>* Con piastra in ABS * With ABS wall plate</p> | <p>Set esterno per art. BR 019CR External set for art. BR 019CR</p> <p>BR 019CREST BERRY da abbinare solo con art. INC01935CR to be completed only with art. INC01935CR</p> <p>Finiture - Finishes EUR CREST</p> |  <p>Set esterno per art. EL 019CR External set for art. EL 019CR</p> <p>EL 019CREST ELLE da abbinare solo con art. INC01935CR to be completed only with art. INC01935CR</p> <p>Finiture - Finishes EUR CREST</p> |
|  <p>* Con piastra in metallo * With metal wall plate</p> | <p>Set esterno per art. CA 019CR External set for art. CA 019CR</p> <p>CA 019CREST CANDY da abbinare solo con art. INC01935CR to be completed only with art. INC01935CR</p> <p>Finiture - Finishes EUR CREST</p> |  <p>Set esterno per art. EL 019CR/M External set for art. EL 019CR/M</p> <p>EL 019CR/MEST ELLE da abbinare solo con art. INC01935CR to be completed only with art. INC01935CR</p> <p>Finiture - Finishes EUR CR/MEST</p> |
|  <p>* Con piastra in ABS * With ABS wall plate</p> | <p>Set esterno per art. EF 019CR External set for art. EF 019CR</p> <p>EF 019CREST EFFE da abbinare solo con art. INC01935CR to be completed only with art. INC01935CR</p> <p>Finiture - Finishes EUR CREST</p> |  <p>Set esterno per art. GR 019CR External set for art. GR 019CR</p> <p>GR 019CREST GREEN da abbinare solo con art. INC01935CR to be completed only with art. INC01935CR</p> <p>Finiture - Finishes EUR CREST</p> |
|  <p>* Con piastra in metallo * With metal wall plate</p> | <p>Set esterno per art. EF 019CR/M External set for art. EF 019CR/M</p> <p>EF 019CR/MEST EFFE da abbinare solo con art. INC01935CR to be completed only with art. INC01935CR</p> <p>Finiture - Finishes EUR CR/MEST</p> |  <p>Set esterno per art. JO 019CR External set for art. JO 019CR</p> <p>JO 019CREST JO da abbinare solo con art. INC01935CR to be completed only with art. INC01935CR</p> <p>Finiture - Finishes EUR CREST</p> |



* Con piastra in metallo
* With metal wall plate

Set esterno per art. JK 019CR
External set for art. JK 019CR
JK 019CREST JOKER
da abbinare solo con art. INC01935CR
to be completed only with art.
INC01935CR

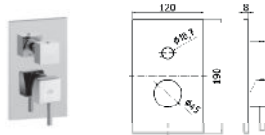
Finiture - Finishes EUR
CREST



* Con piastra in ABS
* With ABS wall plate

Set esterno per art. RED 019CR
External set for art. RED 019CR
RED 019CREST RED
da abbinare solo con art. INC01935CR
to be completed only with art.
INC01935CR

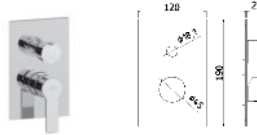
Finiture - Finishes EUR
CREST



* Con piastra in ABS
* With ABS wall plate

Set esterno per art. LEA 019CR
External set for art. LEA 019CR
LEA 019CREST LEVEL asta
da abbinare solo con art. INC01935CR
to be completed only with art.
INC01935CR

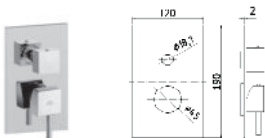
Finiture - Finishes EUR
CREST



* Con piastra in metallo
* With metal wall plate

Set esterno per art. RED 019CR/M
External set for art. RED 019CR/M
RED 019CR/MEST RED
da abbinare solo con art. INC01935CR
to be completed only with art.
INC01935CR

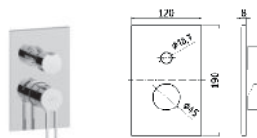
Finiture - Finishes EUR
CR/MEST



* Con piastra in metallo
* With metal wall plate

Set esterno per art. LEA 019CR/M
External set for art. LEA 019CR/M
LEA 019CR/MEST LEVEL asta
da abbinare solo con art. INC01935CR
to be completed only with art.
INC01935CR

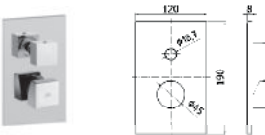
Finiture - Finishes EUR
CR/MEST



* Con piastra in ABS
* With ABS wall plate

Set esterno per art. RIN 019CR
External set for art. RIN 019CR
RIN 019CREST RINGO
da abbinare solo con art. INC01935CR
to be completed only with art.
INC01935CR

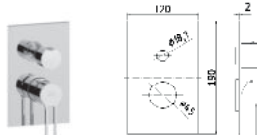
Finiture - Finishes EUR
CREST



* Con piastra in ABS
* With ABS wall plate

Set esterno per art. LEC 019CR
External set for art. LEC 019CR
LEC 019CREST LEVEL cubo
da abbinare solo con art. INC01935CR
to be completed only with art.
INC01935CR

Finiture - Finishes EUR
CREST



* Con piastra in metallo
* With metal wall plate

Set esterno per art. RIN 019CR/M
External set for art. RIN 019CR/M
RIN 019CR/MEST RINGO
da abbinare solo con art. INC01935CR
to be completed only with art.
INC01935CR

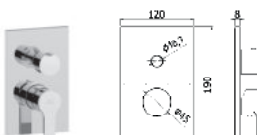
Finiture - Finishes EUR
CR/MEST



* Con piastra in metallo
* With metal wall plate

Set esterno per art. LEC 019CR/M
External set for art. LEC 019CR/M
LEC 019CR/MEST LEVEL cubo
da abbinare solo con art. INC01935CR
to be completed only with art.
INC01935CR

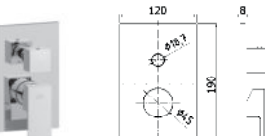
Finiture - Finishes EUR
CR/MEST



* Con piastra in ABS
* With ABS wall plate

Set esterno per art. WS 019CR
External set for art. WS 019CR
WS 019CREST WEST
da abbinare solo con art. INC01935CR
to be completed only with art.
INC01935CR

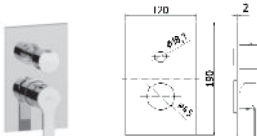
Finiture - Finishes EUR
CREST



* Con piastra in ABS
* With ABS wall plate

Set esterno per art. LES 019CR
External set for art. LES 019CR
LES 019CREST LEVEL standard
da abbinare solo con art. INC01935CR
to be completed only with art.
INC01935CR

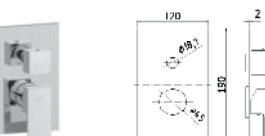
Finiture - Finishes EUR
CREST



* Con piastra in metallo
* With metal wall plate

Set esterno per art. WS 019CR/M
External set for art. WS 019CR/M
WS 019CR/MEST WEST
da abbinare solo con art. INC01935CR
to be completed only with art.
INC01935CR

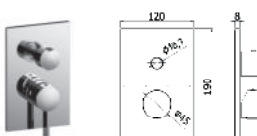
Finiture - Finishes EUR
CR/MEST



* Con piastra in metallo
* With metal wall plate

Set esterno per art. LES 019CR/M
External set for art. LES 019CR/M
LES 019CR/MEST LEVEL standard
da abbinare solo con art. INC01935CR
to be completed only with art.
INC01935CR

Finiture - Finishes EUR
CR/MEST



* Con piastra in ABS
* With ABS wall plate

Set esterno per art. RO 019CR
External set for art. RO 019CR
RO 019CREST ROCK
da abbinare solo con art. INC01935CR
to be completed only with art.
INC01935CR

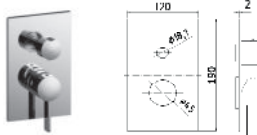
Finiture - Finishes EUR
CREST



* Con piastra in metallo
* With metal wall plate

Set esterno per art. LIG 019CR
External set for art. LIG 019CR
LIG 019CREST LIGHT
da abbinare solo con art. INC01935CR
to be completed only with art.
INC01935CR

Finiture - Finishes EUR
CREST

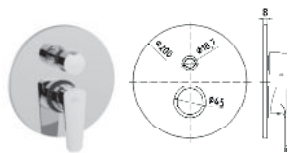


* Con piastra in metallo
* With metal wall plate

Set esterno per art. RO 019CR/M
External set for art. RO 019CR/M
RO 019CR/MEST ROCK
da abbinare solo con art. INC01935CR
to be completed only with art.
INC01935CR

Finiture - Finishes EUR
CR/MEST

incassi projects-concealed mixer projects

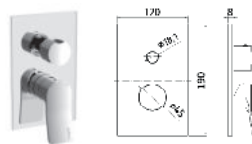


* Con piastra in ABS
* With ABS wall plate

Set esterno per art. SY 019CR
External set for art. SY 019CR

SY 019CREST SLY
da abbinare solo con art. INC01935CR
to be completed only with art. INC01935CR

Finiture - Finishes EUR
CREST

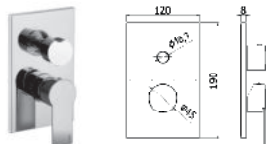


* Con piastra in ABS
* With ABS wall plate

Set esterno per art. TI 019CR
External set for art. TI 019CR

TI 019CREST TILT
da abbinare solo con art. INC01935CR
to be completed only with art. INC01935CR

Finiture - Finishes EUR
CREST

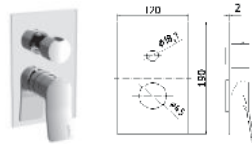


* Con piastra in ABS
* With ABS wall plate

Set esterno per art. TA 019CR
External set for art. TA 019CR

TA 019CREST TANGO
da abbinare solo con art. INC01935CR
to be completed only with art. INC01935CR

Finiture - Finishes EUR
CREST

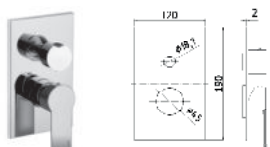


* Con piastra in metallo
* With metal wall plate

Set esterno per art. TI 019CR/M
External set for art. TI 019CR/M

TI 019CR/MEST TILT
da abbinare solo con art. INC01935CR
to be completed only with art. INC01935CR

Finiture - Finishes EUR
CR/MEST

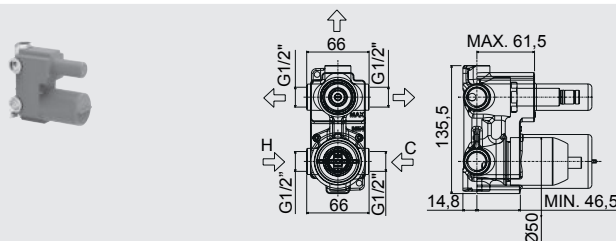


* Con piastra in metallo
* With metal wall plate

Set esterno per art. TA 019CR/M
External set for art. TA 019CR/M

TA 019CR/MEST TANGO
da abbinare solo con art. INC01935CR
to be completed only with art. INC01935CR

Finiture - Finishes EUR
CR/MEST



Corpo incasso doccia (3 uscite)
• con cartuccia deviatore
Concealed shower mixer body (3 outlets)
• with diverter cartridge

INC 01940CR
con cartuccia Ø40mm
with cartridge Ø40mm

Finiture - Finishes EUR
CR

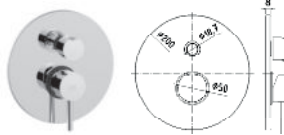


* Con piastra in ABS
* With ABS wall plate

Set esterno per art. BI 019CR
External set for art. BI 019CR

BI 019CREST BIRILLO
da abbinare solo con art. INC01940CR
to be completed only with art. INC01940CR

Finiture - Finishes EUR
CREST




* Con piastra in ABS
* With ABS wall plate

Set esterno per art. SK 019CR
External set for art. SK 019CR

SK 019CREST STICK
da abbinare solo con art. INC01940CR
to be completed only with art. INC01940CR

Finiture - Finishes EUR
CREST

| | | |
|--|---|--|
|  | <p>GI401 Perno per leva GIORGIA per artt. GI 010-011-015 Handle for GIORGIA lever for artt. GI 010-011-015</p> | <p>Finiture - Finishes EUR CR</p> |
|  | <p>ZA91102R Cartuccia completa Ø40 senza distributore con regolazione per artt. INC 01040-01540-01840-01940 Complete cartridge Ø40 without distributor with regulation for artt. INC 01040-01540-01840-01940</p> | <p>Finiture - Finishes EUR</p> |
|  | <p>ZA91104R Cartuccia completa Ø35 senza distributore con regolazione per artt. INC 01035-01535-01835-01935 Complete cartridge Ø35 without distributor with regulation for artt. INC 01035-01535-01835-01935</p> | <p>Finiture - Finishes EUR</p> |
|  | <p>ZCAP009 Cappuccio sottoleva per artt. INC 01040 Underlever cover for artt. INC 01040</p> | <p>Finiture - Finishes EUR CR</p> |
|  | <p>ZCAP012 Cappuccio sottoleva per artt. INC 01540-01840-01940 Underlever cover for artt. INC 01540-01840-01940</p> | <p>Finiture - Finishes EUR CR</p> |
|  | <p>ZCAP034 Cappuccio sottoleva per artt. INC 01035-01535-01835-01935 Underlever cover for artt. INC 01035-01535-01835-01935</p> | <p>Finiture - Finishes EUR CR</p> |
|  | <p>ZCAP066 Cappuccio sottoleva per artt. INC 01835-01840-01935-01940 Underlever cover for artt. INC 01835-01840-01935-01940</p> | <p>Finiture - Finishes EUR CR</p> |
|  | <p>ZDEV048 Deviatore completo per artt. INC 01535-01540 Complete diverter for artt. INC 01535-01540</p> | <p>Finiture - Finishes EUR CR</p> |



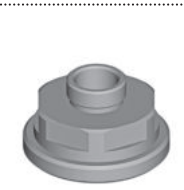
ZGHI001 Ghiera fermacartuccia per art. INC 01040
Cartridge fastening ring nut for art. INC 01040

Finiture - Finishes **EUR**



ZGHI010 Ghiera fermacartuccia per artt. INC 01035-01535-01835-01935
Cartridge fastening ring nut for artt. INC 01035-01535-01835-01935

Finiture - Finishes **EUR**



ZGHI027 Ghiera fermacartuccia per artt. INC 01835-01840-01935-01940
Cartridge fastening ring nut for artt. INC 01835-01840-01935-01940

Finiture - Finishes **EUR**



ZLEV008 Leva NETTUNO per artt. NT 010-015
NETTUNO lever for artt. NT 010-015

Finiture - Finishes **EUR**
CR



ZLEV044 Leva DUEMILA per artt. DU 010-015
DUEMILA lever for artt. DU 010-015

Finiture - Finishes **EUR**
CR



ZLEV058 Leva BIRILLO/STICK per artt. BI 015-018-019 / SK 010-018-019
BIRILLO/STICK lever for artt. BI 015-018-019 / SK 010-018-019

Finiture - Finishes **EUR**
CR



ZLEV064 Leva FLAVIA per artt. FA 010-011-015
EFFE lever for artt. EF 010-015-018-019

Finiture - Finishes **EUR**
CR



ZLEV065 Leva GIORGIA per artt. GI 010-011-015
GIORGIA lever for artt. GI 010-011-015

Finiture - Finishes **EUR**
CR

| | | |
|---|--|--|
|  | <p>ZLEV067 Leva NETTUNO 2 per artt. ND 010-015 NETTUNO 2 lever for artt. ND 010-015</p> | <p>Finiture - Finishes EUR CR</p> |
|  | <p>ZLEV085 Leva BIRILLO/LIGHT/STICK per artt. BI 010-011 / LIG 015-018-019 / SK 015 BIRILLO/LIGHT/STICK lever for artt. BI 010-011 / LIG 015-018-019 / SK 015</p> | <p>Finiture - Finishes EUR CR</p> |
|  | <p>ZLEV097 Leva LEVEL asta per artt. LEA 010-015-018-019 LEVEL asta lever for artt. LEA 010-015-018-019</p> | <p>Finiture - Finishes EUR CR</p> |
|  | <p>ZLEV098 Leva LEVEL cubo per artt. LEC 010-015-018-019 LEVEL cubo lever for artt. LEC 010-015-018-019</p> | <p>Finiture - Finishes EUR CR</p> |
|  | <p>ZLEV099 Leva LEVEL standard per artt. LES 010-015-018-019 LEVEL standard lever for artt. LES 010-015-018-019</p> | <p>Finiture - Finishes EUR CR</p> |
|  | <p>ZLEV127 Leva BERRY per artt. BR 010-015-018-019 BERRY lever for artt. BR 010-015-018-019</p> | <p>Finiture - Finishes EUR CR</p> |
|  | <p>ZLEV133 Leva SLY per artt. SY 010-015-018-019 NETTUNO 2 lever for artt. ND 010-015</p> | <p>Finiture - Finishes EUR CR</p> |
|  | <p>ZLEV137 Leva RINGO per artt. RIN 010-015-018-019 SLY lever for artt. SY 010-015-018-019</p> | <p>Finiture - Finishes EUR CR</p> |

| | | |
|---|--|--|
|  | <p>ZLEV143 Leva RED per artt. RED 010-015-018-019 RINGO lever for artt. RIN 010-015-018-019</p> | <p>Finiture - Finishes EUR CR</p> |
|  | <p>ZLEV149 Leva EFFE per artt. EF 010-015-018-019 FLAVIA lever for artt. FA 010-011-015</p> | <p>Finiture - Finishes EUR CR</p> |
|  | <p>ZLEV158 Leva CANDY per artt. CA 010-015-018-019 CANDY lever for artt. CA 010-015-018-019</p> | <p>Finiture - Finishes EUR CR</p> |
|  | <p>ZLEV168 Leva GREEN per artt. GR 010-15-018-019 GREEN lever for artt. GR 010-15-018-019</p> | <p>Finiture - Finishes EUR CR</p> |
|  | <p>ZLEV177 Leva ROCK per artt. RO 010-15-018-019 TANGO lever for artt. TA 010-15-018-019</p> | <p>Finiture - Finishes EUR CR</p> |
|  | <p>ZLEV179 Leva TANGO per artt. TA 010-15-018-019 TANGO lever for artt. TA 010-15-018-019</p> | <p>Finiture - Finishes EUR CR</p> |
|  | <p>ZLEV207 Leva TILT per artt. TI 010-15-018-019 TILT lever for artt. TI 010-15-018-019</p> | <p>Finiture - Finishes EUR CR</p> |
|  | <p>ZLEV211 Leva JO per artt. JO 010-011-15-018-019 JO lever for artt. JO 010-011-15-018-019</p> | <p>Finiture - Finishes EUR CR</p> |

| | | |
|---|--|--|
|  | <p>ZLEV217 Leva JOKER per artt. JK 010-011-15-018-019 JOKER lever for artt. JK 010-011-15-018-019</p> | <p>Finiture - Finishes EUR CR</p> |
|  | <p>ZMAN130 Maniglia per cartuccia deviatore per art. 019 / BI-BR-CA-GR-JO-JK-LIG-RED_RIN-WS-RO-SY-SK-TA-TI Handle for diverter cartridge for art. 019 / BI-BR-CA-GR-JO-JK-LIG-RED_RIN-WS-RO-SY-SK-TA-TI</p> | <p>Finiture - Finishes EUR CR</p> |
|  | <p>ZMAN131 Maniglia per cartuccia deviatore per art. 019 / EF-EL-LEA-LEC-LES Handle for diverter cartridge for art. 019 / EF-EL-LEA-LEC-LES</p> | <p>Finiture - Finishes EUR CR</p> |
|  | <p>ZMAN137 Maniglia per cartuccia deviatore per art. 018 / EF-EL-LEA-LEC-LES Handle for diverter cartridge for art. 018 / EF-EL-LEA-LEC-LES</p> | <p>Finiture - Finishes EUR CR</p> |
|  | <p>ZMAN138 Maniglia per cartuccia deviatore per art. 018 / BI-BR-CA-GR-JO-JK-LIG-RED-RIN-WS-RO-SY-SK-TA-TI Handle for diverter cartridge for art. 018 / BI-BR-CA-GR-JO-JK-LIG-RED-RIN-WS-RO-SY-SK-TA-TI</p> | <p>Finiture - Finishes EUR CR</p> |
|  | <p>ZPIA002 Piastra in metallo per artt. 015CREST / L.120 x h.190 mm / DU-ND-NT Metal wall plate for artt. 015CREST / L.120 x h.190 mm / DU-ND-NT</p> | <p>Finiture - Finishes EUR CR</p> |
|  | <p>ZPIA006 Piastra in metallo per artt. 010CREST / Ø116 mm / DU-FA-GI-ND-NT Metal wall plate for artt. 010CREST / Ø116 mm / DU-FA-GI-ND-NT ZPIA007 Piastra in metallo per artt. 010CREST / Ø116 mm / BI-CA-GR-JO-JK-LIG-SY-SK Metal wall plate for artt. 010CREST / Ø116 mm / BI-CA-GR-JO-JK-LIG-SY-SK</p> | <p>Finiture - Finishes EUR CR</p> |
|  | <p>ZPIA008 Piastra lusso in metallo per artt. 011CREST / Ø110 mm / BI-JO-JK-LIG Metal luxury wall plate for artt. 011CREST / Ø110 mm / BI-JO-JK-LIG</p> | <p>Finiture - Finishes EUR CR</p> |



ZPIA013 Piastra lusso in metallo per artt. 011CREST / Ø110 mm / FA-GI
Metal luxury wall plate for artt. 011CREST / Ø110 mm / FA-GI

Finiture - Finishes **EUR**
CR



ZPIA017 Piastra in metallo per artt. 015CREST / Ø200 mm / BI-SK-FA-GI
Metal wall plate for artt. 015CREST / Ø200 mm / BI-SK-FA-GI

Finiture - Finishes **EUR**
CR



ZPIA026 Piastra in ABS per artt. 010CREST / 110 x 110 mm / EF-EL-LEA-LEC-LES-RED-RIN-WS-RO-TA-TI
ABS wall plate for artt. 010CREST / 110 x 110 mm / EF-EL-LEA-LEC-LES-RED-RIN-WS-RO-TA-TI

Finiture - Finishes **EUR**
CR



ZPIA026 Piastra in Acciaio inox per artt. 010CR-MEST / 110x110 mm / EF-EL-LEA-LEC-LES-RED-RIN-WS-RO-TA-TI
Stainless steel wall plate for artt. 010CR-MEST / 110x110 mm / EF-EL-LEA-LEC-LES-RED-RIN-WS-RO-TA-TI

Finiture - Finishes **EUR**
CR/M



ZPIA027 Piastra in ABS per artt. 015CREST / L.120 x h.190 mm / EF-EL-LEA-LEC-LES-RED-WS-RO-TA-TI
ABS wall plate for artt. 015CREST / L.120 x h.190 mm / EF-EL-LEA-LEC-LES-RED-WS-RO-TA-TI

Finiture - Finishes **EUR**
CR



ZPIA027 Piastra in Acciaio inox per artt. 015CR-MEST / L.120 x h.190 mm / EF-EL-LEA-LEC-LES-RED-WS-RO-TA-TI
Stainless steel wall plate for artt. 015CR-MEST / L.120 x h.190 mm / EF-EL-LEA-LEC-LES-RED-WS-RO-TA-TI

Finiture - Finishes **EUR**
CR/M











ZPIA039 Piastra in ABS per artt. 010CREST / L.115 x h.140 mm / BR
ABS wall plate for artt. 010CREST / L.115 x h.140 mm / BR


Finiture - Finishes **EUR**
CR



ZPIA040 Piastra in ABS per artt. 015CREST / L.146 x h.216 mm / BR
ABS wall plate for artt. 015CREST / L.146 x h.216 mm / BR

Finiture - Finishes **EUR**
CR


| | | | | |
|---|----------------|--|----------------------------------|------------|
|  | ZPIA076 | Piastra in metallo per artt. 015CREST / Ø200 mm / CA-JO-JK-LIG-SY Metal wall plate for artt. 015CREST / Ø200 mm / CA-JO-JK-LIG-SY | Finiture - Finishes CR | EUR |
|  | ZPIA084 | Piastra in metallo per artt. 019CREST / Ø200 mm / BI-SK Metal wall plate for artt. 019CREST / Ø200 mm / BI-SK | Finiture - Finishes CR | EUR |
|  | ZPIA085 | Piastra in metallo per artt. 018CREST / Ø200 mm / BI-SK Metal wall plate for artt. 018CREST / Ø200 mm / BI-SK | Finiture - Finishes CR | EUR |
|  | ZPIA086 | Piastra in ABS per artt. 019CREST / L.146 x h.216 mm / BR ABS wall plate for artt. 019CREST / L.146 x h.216 mm / BR | Finiture - Finishes CR | EUR |
|  | ZPIA087 | Piastra in ABS per artt. 018CREST / L.146 x h.216 mm / BR ABS wall plate for artt. 018CREST / L.146 x h.216 mm / BR | Finiture - Finishes CR | EUR |
|  | ZPIA088 | Piastra in metallo per artt. 018CREST / Ø200 mm / CA-GR-JO-JK-LIG-SY Metal wall plate for artt. 018CREST / Ø200 mm / CA-GR-JO-JK-LIG-SY | Finiture - Finishes CR | EUR |
|  | ZPIA089 | Piastra in metallo per artt. 019CREST / Ø200 mm / CA-GR-JO-JK-LIG-SY Metal wall plate for artt. 019CREST / Ø200 mm / CA-GR-JO-JK-LIG-SY | Finiture - Finishes CR | EUR |
|  | ZPIA090 | Piastra in ABS per artt. 019CREST / L.120 x h.190 mm / EF-EL-LEA-LEC-LES-RED-RIN-WS-RO-TA-TI ABS wall plate for artt. 019CREST / L.120 x h.190 mm / EF-EL-LEA-LEC-LES-RED-RIN-WS-RO-TA-TI | Finiture - Finishes CR | EUR |



ZPIA090 . .

Piastra in Acciaio inox per artt. 019CR-MEST / L.120 x h.190 mm / EF-EL-LEA-LEC-LES-RED-RIN-WS-RO-TA-TI
 Stainless steel wall plate for artt. 019CR-MEST / L.120 x h.190 mm / EF-EL-LEA-LEC-LES-RED-RIN-WS-RO-TA-TI


Finiture - Finishes **EUR**
CR/M



ZPIA091

Piastra in ABS per artt. 018CREST / L.120 x h.190 mm / EF-EL-LEA-LEC-LES-RED-RIN-WS-RO-TA-TI
 ABS wall plate for artt. 018CREST / L.120 x h.190 mm / EF-EL-LEA-LEC-LES-RED-RIN-WS-RO-TA-TI

Finiture - Finishes **EUR**
CR



ZPIA091 . .

Piastra in Acciaio inox per artt. 018CR-MEST / L.120 x h.190 mm / EF-EL-LEA-LEC-LES-RED-RIN-WS-RO-TA-TI
 Stainless steel wall plate for artt. 018CR-MEST / L.120 x h.190 mm / EF-EL-LEA-LEC-LES-RED-RIN-WS-RO-TA-TI

Finiture - Finishes **EUR**
CR/M



ZPLA033

Placchetta per leva FLAVIA per artt. FA 010-011-015
 Plate for FLAVIA lever for artt. FA 010-011-015

Finiture - Finishes **EUR**
CR



ZPLA034

Placchetta per leva GIORGIA per artt. GI 010-011-015
 Plate for GIORGIA lever for artt. GI 010-011-015

Finiture - Finishes **EUR**
CR



ZVIT091

Cartuccia deviatore (3 uscite) per artt. INC 01935-01940
 Diverter cartridge (3 outlets) for artt. INC 01935-01940

Finiture - Finishes **EUR**



ZVIT092

Cartuccia deviatore (2 uscite) per artt. INC 01835-01840
 Diverter cartridge (2 outlets) for artt. INC 01835-01840

Finiture - Finishes **EUR**

belinda-melissa

NOSTALGIA

Il gusto per le belle cose di una volta ha un sapore antico: la serie di rubinetteria a 2 maniglie BELINDA si ispira ad un'epoca passata per creare un'armonia unica con gli ambienti più classici. Tutti gli articoli sono disponibili nella classica versione cromata e nelle più eleganti finiture del cromo-oro, bronzato, ramato.

NOSTALGIA

The taste for the good things of the past has an antique flavor: BELINDA 2-handle faucets is inspired to the past to create a unique harmony with the most classic ambiances. All items are available in the classic chrome version and in the most elegant finishes of chrome-gold, bronze, copper.



FINITURE | FINISHES

La serie **BELINDA-MELISSA** è disponibile nelle seguenti finiture:
BELINDA-MELISSA range is available in the following finishes:

- CR** cromato
chrome plated
- CO** cromo + gold finish
chrome + gold finish
- BR** bronzato
bronze finish
- RM** ramato
copper finish

VARIANTI | VARIANTS



FBLV
LEVA BELINDA

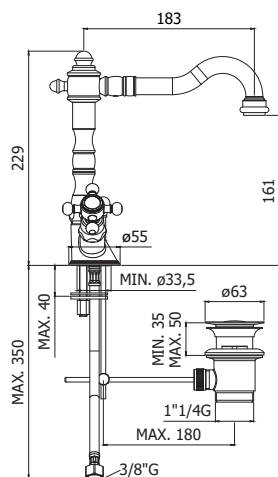
Le serie Belinda è disponibile **solo con vitone ceramico**
Belinda range is available with ceramic disc valve only



FME
LEVA MELISSA

Leva Melissa è disponibile **solo per art. FME 181**
Belinda lever is available only for art. FME 181

belinda-melissa



Monoforo lavabo con canna orientabile completo di:

- aeratore M22x1
- set 2 flessibili inox 3/8" G

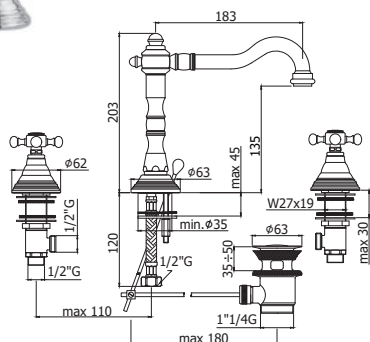
One-hole wash basin mixer with swivelling spout complete with:

- aerator M22x1
- set of 2 stainless steel hoses 3/8" G

| FBLV 071 . . | Finiture - Finishes | EUR |
|----------------------|---------------------|-----|
| senza scarico | CR | |
| without pop up waste | CO | |
| | BR | |
| | RM | |

FBLV 075 . .
con scarico automatico 1"1/4G
with 1"1/4G pop up waste

CR
CO
BR
RM



Batteria lavabo con canna orientabile completa di:

- aeratore M22x1
- set 2 flessibili inox 1/2" G

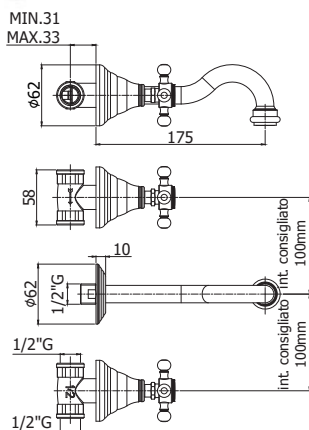
3-hole wash basin mixer with swivelling spout complete with:

- aerator M22x1
- set of 2 stainless steel hoses 1/2" G

| FBLV 052 . . | Finiture - Finishes | EUR |
|----------------------|---------------------|-----|
| senza scarico | CR | |
| without pop up waste | CO | |
| | BR | |
| | RM | |

FBLV 055 . .
con scarico automatico 1"1/4G
with 1"1/4G pop up waste

CR
CO
BR
RM



Batteria incasso lavabo 3 fori completo di:

- cappucci scorrevoli - Ø62 mm
- piastra per bocca - Ø62 mm
- attacchi 1/2" G

Three-hole concealed basin mixer complete with:

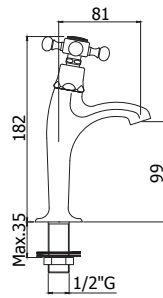
- sliding caps - Ø62 mm
- wall plate for spout - Ø62 mm
- 1/2" G connections

| FBLV 003 . . | Finiture - Finishes | EUR |
|---|---------------------|-----|
| con bocca e aeratore M22x1 - l. 175mm | CR | |
| with spout and aerator M22x1 - l. 175mm | CO | |
| | BR | |
| | RM | |

FBLV 008 . .
con bocca e aeratore M22x1 - l. 245mm
with spout and aerator M22x1 - l. 245mm

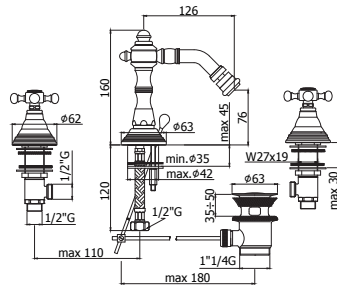
CR
CO
BR
RM

ZPRO 012 . .
Prolunga per artt. 003-008
• H19mm
Extension for artt. 003-008
• H19mm



Rubinetto lavabo corpo alto completo di:
 • attacco 1/2" G
 Basin tap with tall body complete with:
 • 1/2" G connection

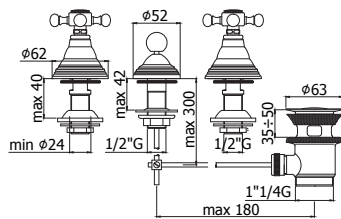
| FBLV 095 . . | Finiture - Finishes | EUR |
|--------------------------------------|---------------------|-----|
| Rubinetto lavabo (solo acqua fredda) | CR | |
| Basin tap (cold water only) | CO | |
| | BR | |
| | RM | |



Batteria bidet con canna orientabile completa di:
 • aeratore M22x1
 • set 2 flessibili inox 1/2" G
 3-hole bidet mixer with swivelling spout complete with:
 • aerator M22x1
 • set of 2 stainless steel hoses 1/2" G

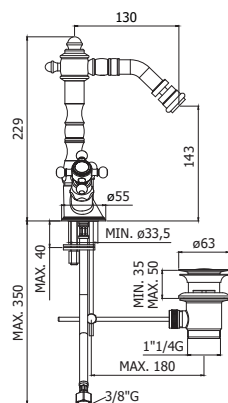
| FBLV 118 . . | Finiture - Finishes | EUR |
|-------------------------------|---------------------|-----|
| con scarico automatico 1"1/4G | CR | |
| with 1"1/4G pop up waste | CO | |
| | BR | |
| | RM | |

| FBLV 119 . . | Finiture - Finishes | EUR |
|----------------------|---------------------|-----|
| senza scarico | CR | |
| without pop up waste | CO | |
| | BR | |
| | RM | |



Batteria bidet completo di:
 • attacchi 1/2" G
 3-hole bidet mixer complete with:
 • 1/2" G connections

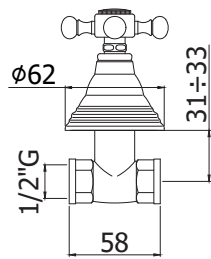
| FBLV 116 . . | Finiture - Finishes | EUR |
|-------------------------------|---------------------|-----|
| con scarico automatico 1"1/4G | CR | |
| with 1"1/4G pop up waste | CO | |
| | BR | |
| | RM | |



Monoforo bidet con canna orientabile completo di:
 • aeratore M22x1
 • set 2 flessibili inox 3/8" G
 One-hole bidet mixer with swivelling spout complete with:
 • aerator M22x1
 • set of 2 stainless steel hoses 3/8" G

| FBLV 131 . . | Finiture - Finishes | EUR |
|----------------------|---------------------|-----|
| senza scarico | CR | |
| without pop up waste | CO | |
| | BR | |
| | RM | |

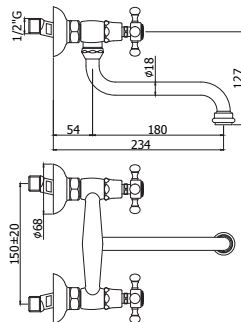
| FBLV 135 . . | Finiture - Finishes | EUR |
|-------------------------------|---------------------|-----|
| con scarico automatico 1"1/4G | CR | |
| with 1"1/4G pop up waste | CO | |
| | BR | |
| | RM | |



- Rubinetto incasso completo di:
- cappuccio scorrevole - Ø62 mm
 - attacchi 1/2"G
- Built-in tap complete with:
- sliding cap - Ø62 mm
 - 1/2"G connections

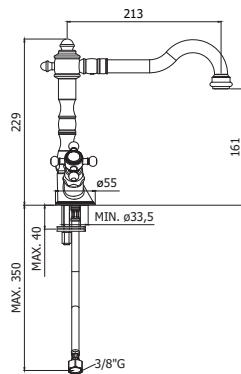
| FBLV 010 . . | Finiture - Finishes | EUR |
|--------------------------|---------------------|-----|
| con 1 entrata - 1 uscita | CR | |
| with 1 inlet - 1 outlet | CO | |
| | BR | |
| | RM | |

- ZPRO 012 . .**
- Prolunga per art. 010
- H19mm
- Extension for art. 010
- H19mm



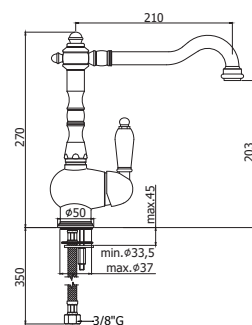
- Gruppo lavello a muro con canna orientabile completo di:
- aeratore M22x1
 - set 2 eccentrici 1/2"x3/4"G e rosoni
- Wall sink mixer bridge model with swivelling spout complete with:
- aerator M22x1
 - set of 2 S-wall-unions 1/2"x3/4"G and wall-plates

| FBLV 161 . . | Finiture - Finishes | EUR |
|----------------------------|---------------------|-----|
| con canna "S" - Ø18x180mm | CR | |
| with "S" spout - Ø18x180mm | CO | |
| | BR | |
| | RM | |



- Miscelatore lavello monoforo con canna orientabile completo di:
- aeratore M22x1
 - set 2 flessibili inox 3/8"G
- One-hole sink mixer with swivelling spout complete with:
- aerator M22x1
 - set of 2 stainless steel hoses 3/8"G

| FBLV 180 . . | Finiture - Finishes | EUR |
|--------------------|---------------------|-----|
| con canna - 210mm | CR | |
| with spout - 210mm | CO | |
| | BR | |
| | RM | |



- Miscelatore lavello monoforo con canna orientabile completo di:
- aeratore M22x1
 - set 2 flessibili inox 3/8"G
- One-hole sink mixer with swivelling spout complete with:
- aerator M22x1
 - set of 2 stainless steel hoses 3/8"G

| FME 181 . . | Finiture - Finishes | EUR |
|--------------------|---------------------|-----|
| con canna - 210mm | CR | |
| with spout - 210mm | CO | |
| | BR | |
| | RM | |



ZA91150 Cartuccia completa Ø40 senza distributore per art. FME181
Complete cartridge Ø40 without distributor for art. FME181

Finiture - Finishes **EUR**



ZACC139 Set con curvetta+base+fissaggio per artt. 040-041
Kit with elbow tube connection, base and fixing for artt. 040-041

Finiture - Finishes **EUR**

CR
BR
RM

ZACC141 Set base+fissaggio per artt. 040-041
Set base and fixing for artt. 040-041

CR
BR
RM



ZACC146 Valvolina antiritorno Ø15 mm per artt. 022-023 / ZRAC101 (per artt. 168-168D)
Check-valve Ø15 mm for artt. 022-023 / ZRAC101 (per artt. 168-168D)

Finiture - Finishes **EUR**



ZACC165 Impugnatura ottone verniciata e serigrafata per deviatore gruppo vasca artt. 022-023
Metal handle for bath shower mixer diverter, white ral colour artt. 022-023

Finiture - Finishes **EUR**

CL



ZAER003 Aeratore completo Ø28 per art. 040
Complete aerator Ø28 for art. 040

Finiture - Finishes **EUR**

CR
GF
BR
RM



ZAER018 Aeratore completo per canna per artt. 003-008-052-055-071-075-118-119-131-135-161-180-181
Complete aerator for spout for artt. 003-008-052-055-071-075-118-119-131-135-161-180-181

Finiture - Finishes **EUR**

CR
GF
BR
RM



ZAER034 Snodo femmina con aeratore per artt. 118-119-131-135
Joint with aerator for artt. 118-119-131-135

Finiture - Finishes **EUR**

CR
GF
BR
RM








ZAST002 Asta diritta Ø4mm pomolo, snodino per artt. 055-075-116-118-135
Ø4mm rod for waste for artt. 055-075-116-118-135

Finiture - Finishes **EUR**

CR
GF
BR
RM

ZAST023 Snodino doppio in plastica per asta scarico
Plastic tile for rod connecting

| | | |
|---|--|---|
|  | ZAST021 Comando scarico per batteria bidet artt. 116 Rod with handle for three-hole bidet mixer art. 116 | Finiture - Finishes EUR CR CO BR RM |
|  | ZBAS013 Basetta per artt. 071-075-131-135-180 Brass base for artt. 071-075-131-135-180 | Finiture - Finishes EUR CR GF BR RM |
|  | ZBAS014 Basetta per art. FME181 Base-ring for art. FME181 | Finiture - Finishes EUR CR GF BR RM |
|  | ZBOC016 Bocca bordo vasca pesante, con fissaggio e aeratore per art. 040 Spout complete with aerator and fixing set for art. 040 | Finiture - Finishes EUR CR |
|  | ZBOC020 Base centrale per canna batteria lavabo artt. 055-118 Base for spout for three-hole wash basin mixer artt. 055-118 | Finiture - Finishes EUR CR GF BR RM |
|  | ZBOC051 Base centrale per canna batteria lavabo artt. 052-119 Base for spout for three-hole wash basin mixer artt. 052-119 | Finiture - Finishes EUR CR GF BR RM |
|  | ZBOC089 Canna completa con piastra interasse 175 mm per art. 003 Complete spout with wall plate, distance between centres 175 mm, for art. 003 | Finiture - Finishes EUR CR CO BR RM |
|  | ZBOC091 Canna completa con piastra interasse 245 mm per art. 008 Complete spout with wall plate, distance between centres 245 mm, for art. 008 | Finiture - Finishes EUR CR CO BR RM |
|  | ZCAL009 Calotta per gruppi a parete Nut for wall mounted traditional mixers | Finiture - Finishes EUR CR GF BR RM |
|  | ZCANA041 Canna completa interasse 210 mm per artt. 180-FME181 Complete spout, distance between centres 210 mm, for artt. 180-FME181 | Finiture - Finishes EUR CR CO BR RM |



ZCANA042 Canna completa interasse 183 mm per artt. 052-055-071-075
Complete spout, distance between centres 183 mm, for artt. 052-055-071-075

Finiture - Finishes **EUR**
CR
CO
BR
RM



ZCANA043 Canna completa interasse 130 mm per artt. 118-119-131-135
Complete spout, distance between centres 130 mm, for artt. 118-119-131-135

Finiture - Finishes **EUR**
CR
CO
BR
RM



ZCANA114 Canna tubo S Ø 18 mm interasse 180 mm con aeratore per art. 161
S tube spout Ø 18 mm, distance between centres 180 mm, with aerator for art. 161

Finiture - Finishes **EUR**
CR
CO
BR
RM



ZCAP007 Cappuccio copri vitone per artt. 022-023-071-075-095-131-135-161-168-168D-168R-180
Cover-head cap for artt. 022-023-071-075-095-131-135-161-168-168D-168R-180

Finiture - Finishes **EUR**
CR
GF
BR
RM



ZCAP009 Cappuccio sottoleva per art. FME181
Under lever cap for art. FME181

Finiture - Finishes **EUR**
CR
GF
BR
RM



ZCAP016 Cappuccio scorrevole per batterie artt. 003-008-010-040-041-052-055-116-118-119
Sliding cap for three-hole mixers artt. 003-008-010-040-041-052-055-116-118-119

Finiture - Finishes **EUR**
CR
GF
BR
RM









ZDEV035 Vitone completo per deviatore gruppo vasca per artt. 022-023
Bath/shower mixer diverter headpart for artt. 022-023

Finiture - Finishes **EUR**



ZDEV036 Maniglia completa di impugnatura per deviatore esterno gruppo vasca per artt. 022-023
Handle for external diverter for bath shower mixer for artt. 022-023

Finiture - Finishes **EUR**
CR
CO
BR
RM

| | | |
|---|--|---|
|  | ZDEV037 Maniglia per deviatore bordo vasca artt. 040-041 Handle for deck-mounted bath mixer artt. 040-041 | Finiture - Finishes EUR CR CO BR RM |
|  | ZDEV108 Deviatore completo per bordo vasca artt. 040-041 Complete diverter for deck-mounted bath mixer artt. 040-041 | Finiture - Finishes EUR CR CO BR RM |
|  | ZDOC030 Doccia Retrò Belinda (monogetto) in metallo per artt. 022-023040-041-168D Retrò Belinda metal hand-shower (single spray) for artt. 022-023040-041-168D | Finiture - Finishes EUR CR CO BR RM |
|  | ZECC019 Eccentrico con rosone per gruppi a parete Adjustable centre for wall mounted traditional mixers | Finiture - Finishes EUR CR BR RM |
|  | ZFIS004 Set fissaggio per bocca artt. 052-055-118-119 Fixing set for spout art. 052-055-118-119 ZFIS056 Set fissaggio per art. FME181 senza base Fixing set for art. FME181 without base-ring | Finiture - Finishes EUR |
|  | ZFIS019 Set fissaggio piantane per artt. 052-055-118-119 Fixing kit for side-tile artt. 052-055-118-119 | Finiture - Finishes EUR |
|  | ZFIS022/1 Set fissaggio batteria bidet (1 pezzo) artt.116 Fixing set for bidet tap (1 piece) art. 116 | Finiture - Finishes EUR |
|  | ZFIS024 Set fissaggio per art. 095 Fixing set for art. 095 | Finiture - Finishes EUR |



ZFIS051 Fissaggio 3/4 per bocca bordo vasca art. 040
3/4 Fixing kit for spout art. 040

Finiture - Finishes **EUR**



ZFIS079 Set fissaggio per artt. 071-075-131-135-180
Fixing set for artt. 071-075-131-135-180

Finiture - Finishes **EUR**



ZFLO001 Flessibile 1/2" x 1/2" 1500mm doppia aggraffatura e calotta conica per artt. 023-168D
Double fastened longlife metal flexible hose 1/2"x1/2" 1500mm with conical nut for artt. 023-168D

Finiture - Finishes **EUR**

CR
BR
RM



ZFLO009 Flessibile F1/2" M15x1 1500mm con calotta conica doppia aggraffatura con peso ecologico per artt. 040-041-044-047-048
Double fastened longlife metal flexible hose F1/2" M15x1 1500mm with conical nut and weight for artt. 040-041-044-047-048

Finiture - Finishes **EUR**

CR
BR
RM



ZFLX019 Set flex inox cm.13 (2 pezzi) F.1/2" per artt. 052-055-118-119
Set of 2 pcs. inox flex cm.13 F.1/2" for artt. 052-055-118-119
ZFLX101 Set flex inox cm.40 F.3/8" (2 pezzi) per artt. 071-075-131-135-180 / FME181
Set of 2 F3/8 stainless steel hoses 450 mm SOFT PEX for artt. 071-075-131-135-180 / FME181

Finiture - Finishes **EUR**

CR
CRPX



ZFLX055 Set flex inox batteria bordo vasca art. 040 (4 pezzi)
Set of 4 pcs. inox flex for art. 040

Finiture - Finishes **EUR**

CR



ZGHI001 Ghiera fermacartuccia per art. FME181
Ring-nut for cartridge fastening for art. FME181

Finiture - Finishes **EUR**



ZMANV041 Leva Melissa per art. FME181
Melissa lever for art. FME181

Finiture - Finishes **EUR**

CR
CO
BR
RM



- ZMAN056** Maniglia Belinda
Belinda handle
- ZACC096** Vite 4MA per maniglia Belinda vitone ceramico
4MA screw handle for ceramic disc valve
- ZPLA021** Placchetta "cold" (freddo) maniglia Belinda
Cold" cap for Belinda handle
- Placchetta "hot" (caldo) maniglia Belinda
Hot" cap for Belinda handle

| <u>Finiture - Finishes</u> | <u>EUR</u> |
|----------------------------|------------|
| CR | |
| BR | |
| RM | |
| CRF | |
| GFF | |
| BRF | |
| RMF | |
| CRC | |
| GFC | |
| BRC | |
| RMC | |



- ZPIA094** Piastra con guarnizione per canna per artt. 003-008
One-hole wall plate with gaskets for spout for artt. 003-008

| <u>Finiture - Finishes</u> | <u>EUR</u> |
|----------------------------|------------|
| CR | |
| BR | |
| RM | |



- ZRAC101** Raccordo 1/2" per artt. 168-168D
1/2" connection for artt. 168-168D

| <u>Finiture - Finishes</u> | <u>EUR</u> |
|----------------------------|------------|
| CR | |
| BR | |
| RM | |



- ZRAC102** Raccordo 3/4" per art. 161
3/4" spout connection for art. 161

| <u>Finiture - Finishes</u> | <u>EUR</u> |
|----------------------------|------------|
| CR | |
| BR | |
| RM | |



- ZSED002** Sede con O.R. per artt. 022-023
Seat for artt. 022-023
- ZSED011** Sede sinistra con O.R. per artt. 161-168-168D-168R
Seat for artt. 161-168-168D-168R

| <u>Finiture - Finishes</u> | <u>EUR</u> |
|----------------------------|------------|
| CR | |
| CR | |



- ZVIT001** Vitone dischi ceramici 90° dx
1/4 clockwise turn ceramic disc valve

| <u>Finiture - Finishes</u> | <u>EUR</u> |
|----------------------------|------------|
| | |



- ZVIT028** Cartuccia deviatore Ø35 per artt. 040-041
Diverter cartridge Ø35 for artt. 040-041

| <u>Finiture - Finishes</u> | <u>EUR</u> |
|----------------------------|------------|
| | |

iris-viola

MALINCONIA

Rubinetti dalle forme classiche e senza tempo, le serie IRIS e VIOLA rappresentano una raffinata unione tra tradizione e tecnica, in grado di adattarsi perfettamente all'arredamento contemporaneo per donargli un tocco di eleganza in più. Le maniglie IRIS e VIOLA sono intercambiabili su ogni articolo della serie e sono disponibili sia con vitone standard sia con vitone ceramico. La serie inoltre è in grado di rendere ancora più raffinato qualsiasi ambiente grazie alle numerose finiture disponibili, tra cui in particolare il Bronzo e il Rame.

MELONCHOLY

Classic and timeless shapes taps, IRIS and VIOLA series represent a fine mix of tradition and technology, able to fit perfectly to the contemporary furniture, giving it a touch of elegance. IRIS and VIOLA handles are interchangeable on each article of the series and are available either with standard and ceramic-disks valve. The series is also able to make even more refined any environment thanks to the many available finishes, including in particular Bronze and Copper.



FINITURE | FINISHES

La serie **IRIS-VIOLA** è disponibile nelle seguenti finiture:
IRIS_VIOLA range is available in the following finishes:

| | |
|-----------|--|
| CR | cromato chrome plated |
| CO | cromo + gold finish chrome + gold finish |
| CC | colore + cromo (bianco e nero) colour + chrome finish (black and white) |
| CG | colore + gold finish (bianco e nero) colour + gold finish (black and white) |
| BR | bronzato bronze finish |
| RM | ramato copper finish |
| GF | gold finish gold finish |

VARIANTI | VARIANTS

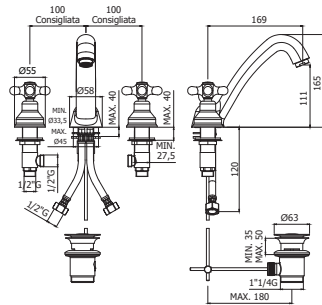


IRV
LEVA IRIS



VLV
LEVA VIOLA

Le serie Iris e Viola sono disponibili **solo con vitone ceramico**
*Iris and Viola ranges are available **with ceramic disc valve only***



Batteria lavabo completa di:

- bocca con aeratore M22x1
- set 2 flessibili inox 1/2"G

3-hole wash basin mixer complete with:

- spout with aerator M22x1
- set of 2 stainless steel hoses 1/2"G

IRV 052 . . / VLV 052 . .

Finiture - Finishes

EUR

senza scarico

- con attacco catenella
- without pop up waste
- with chain holder

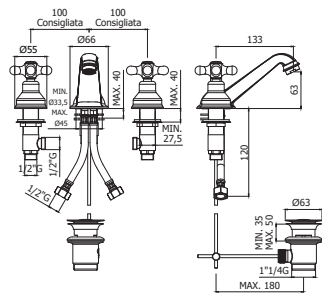
CR
CO
CC
CG
BR
RM
GF

IRV 055 . . / VLV 055 . .

con scarico automatico 1"1/4G

with 1"1/4G pop up waste

CR
CO
CC
CG
BR
RM
GF



Batteria lavabo completa di:

- bocca Retrò con aeratore M24x1
- set 2 flessibili inox 1/2"G

3-hole wash basin mixer complete with:

- Retrò spout with aerator M24x1
- set of 2 stainless steel hoses 1/2"G

IRV 058 . . / VLV 058 . .

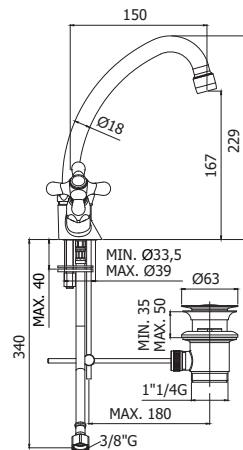
Finiture - Finishes

EUR

con scarico automatico 1"1/4G

with 1"1/4G pop up waste

CR
CO
CC
CG
BR
RM
GF



Monoforo lavabo con canna orientabile completo di:

- aeratore M22x1
- set 2 flessibili inox 3/8"G

One-hole wash basin mixer with swivelling spout complete with:

- aerator M22x1
- set of 2 stainless steel hoses 3/8"G

IRV 077 . . / VLV 077 . .

Finiture - Finishes

EUR

con scarico automatico 1"1/4G

with 1"1/4G pop up waste

CR
CO
CC
CG
BR
RM
GF

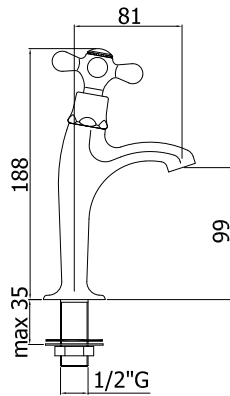
IRV 078 . . / VLV 078 . .

senza scarico

without pop up waste

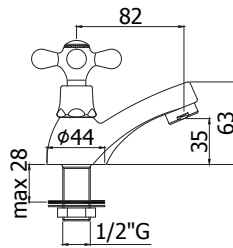
CR
CO
CC
CG
BR
RM
GF

iris-viola



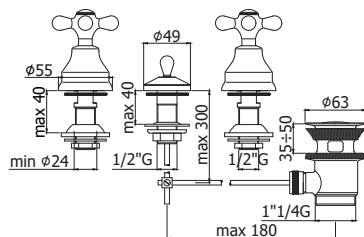
Rubinetto lavabo corpo alto completo di:
 • attacco 1/2" G
 Basin tap with tall body complete with:
 • 1/2" G connection

| IRV 095 . . / VLV 095 . . | Finiture - Finishes | EUR |
|--------------------------------------|---------------------|-----|
| Rubinetto lavabo (solo acqua fredda) | CR | |
| Basin tap (cold water only) | CO | |
| | CC | |
| | CG | |
| | BR | |
| | RM | |
| | GF | |



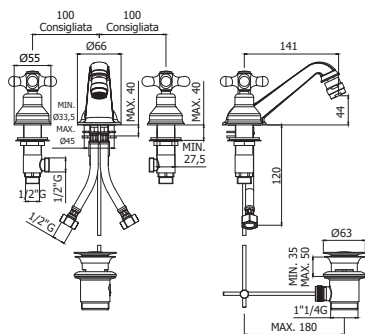
Rubinetto lavabo completo di:
 • aeratore M24x1
 • attacco 1/2" G
 Basin tap complete with:
 • aerator M24x1
 • 1/2" G connection

| IRV 090 . . / VLV 090 . . | Finiture - Finishes | EUR |
|--------------------------------------|---------------------|-----|
| Rubinetto lavabo (solo acqua fredda) | CR | |
| Basin tap (cold water only) | CO | |
| | CC | |
| | CG | |
| | BR | |
| | RM | |
| | GF | |



Batteria bidet completa di:
 • attacchi 1/2" G
 3-hole bidet mixer complete with:
 • 1/2" G connections

| IRV 116 . . / VLV 116 . . | Finiture - Finishes | EUR |
|-------------------------------|---------------------|-----|
| con scarico automatico 1"1/4G | CR | |
| with 1"1/4G pop up waste | CO | |
| | CC | |
| | CG | |
| | GF | |
| | BR | |
| | RM | |



Batteria bidet con bocca fissa completa di:

- aeratore M24x1
- set 2 flessibili inox 1/2" G

3-hole bidet mixer with fixed spout complete with:

- aerator M24x1
- set of 2 stainless steel hoses 1/2" G

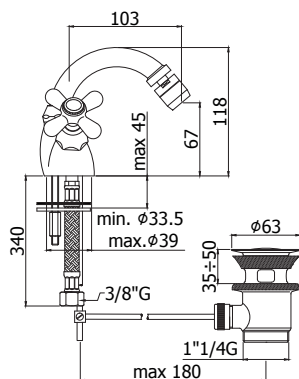
IRV 118 .. / VLV 118 ..

con scarico automatico 1"1/4 G
with 1"1/4 G pop up waste

Finiture - Finishes

EUR

- CR
- CO
- CC
- CG
- BR
- RM
- GF



Monoforo bidet con canna orientabile completo di:

- aeratore M22x1
- set 2 flessibili inox 3/8" G

One-hole bidet mixer with swivelling spout complete with:

- aerator M22x1
- set of 2 stainless steel hoses 3/8" G

IRV 137 .. / VLV 137 ..

con scarico automatico 1"1/4 G
with 1"1/4 G pop up waste

Finiture - Finishes

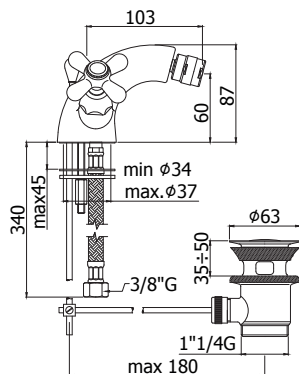
EUR

- CR
- CO
- CC
- CG
- GF
- BR
- RM

IRV 138 .. / VLV 138 ..

senza scarico
without pop up waste

- CR
- CO
- CC
- CG
- BR
- RM
- GF



Monoforo bidet completo di:

- aeratore M24x1
- set 2 flessibili inox 3/8" G

One-hole bidet mixer complete with:

- aerator M24x1
- set of 2 stainless steel hoses 3/8" G

IRV 131 .. / VLV 131 ..

senza scarico
• con attacco catenella
without pop up waste
• with chain holder

Finiture - Finishes

EUR

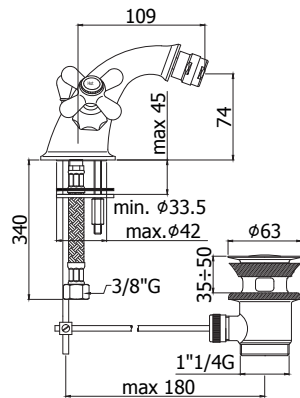
- CR
- CO
- CC
- CG
- BR
- RM
- GF

IRV 135 .. / VLV 135 ..

con scarico automatico 1"1/4 G
• senza attacco catenella
with 1"1/4 G pop up waste
• without chain holder

- CR
- CO
- CC
- CG
- BR
- RM
- GF

iris-viola



Monoforo bidet Retrò completo di:

- aeratore M24x1
- set 2 flessibili inox 3/8"G

Retrò one-hole bidet mixer complete with:

- aerator M24x1
- set of 2 stainless steel hoses 3/8"G

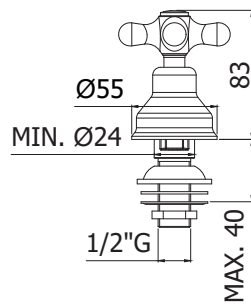
IRV 125 . . / VLV 125 . .

con scarico automatico 1"1/4G
with 1"1/4G pop up waste

Finiture - Finishes

EUR

CR
CO
CC
CG
BR
RM
GF



Rubinetto bidet completo di:

- attacco 1/2"G

Tap for bidet complete with:

- 1/2"G connection

IRV 150 . . / VLV 150 . .

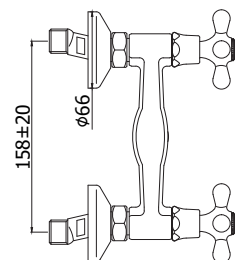
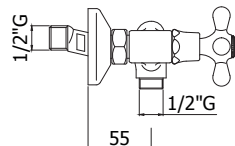
per artt. 112-116

for artt. 112-116

Finiture - Finishes

EUR

CR
CO
CC
CG
BR
RM
GF



Gruppo doccia completo di:

- attacco inferiore 1/2"G
- set 2 eccentrici 1/2"x3/4"G e rosoni

Wall mounted shower mixer complete with:

- 1/2"G lower connection
- set of 2 S-wall-unions 1/2"x3/4"G and wall-plates

IRV 168 . . / VLV 168 . .

senza set doccia

without shower set

Finiture - Finishes

EUR

CR
CO
CC
CG
BR
RM
GF

IRV 168D . . / VLV 168D . .

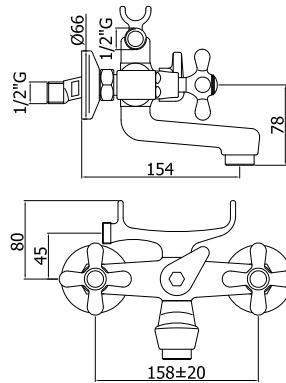
con supporto snodato LUX in metallo
• con doccia Iris in metallo
• con flessibile doppia aggraffatura
1500mm

with LUX metal swivelling bracket

- with Iris metal hand-shower
- with 1500mm double interlock flexible hose

CR
CO
CC
CG
BR
RM
GF

iris-viola



Gruppo vasca/doccia economico con deviatore completo di:

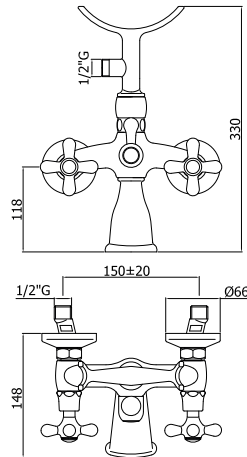
- forcella
- doccia in metallo
- set 2 eccentrici 1/2"x3/4"G e rosoni

Economical bath/shower mixer with diverter complete with:

- fork
- metal hand-shower
- set of 2 S-wall-unions 1/2"x3/4"G and wall-plates

IRV 024 . . / VLV 024 . . **Finiture - Finishes** **EUR**
 con flessibile 1000 mm **CR**
 with 1000 mm flexible hose

IRV 025 . . / VLV 025 . . **CR**
 con flessibile doppia aggraffatura 1500mm
 • con supporto snodato LUX in metallo
 with 1500mm double interlock flexible hose
 • with LUX metal swivelling bracket



Gruppo vasca/doccia Retrò con deviatore completo di:

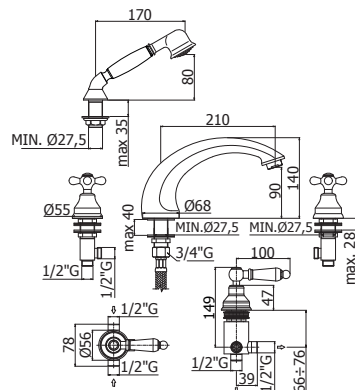
- forcella
- doccia Iris in metallo
- set 2 eccentrici 1/2"x3/4"G e rosoni

Retrò bath/shower mixer with diverter complete with:

- fork
- Iris metal hand-shower
- set of 2 S-wall-unions 1/2"x3/4"G and wall-plates

IRV 026 . . / VLV 026 . . **Finiture - Finishes** **EUR**
 con flessibile 1000 mm **CR**
 with 1000 mm flexible hose

IRV 027 . . / VLV 027 . . **CR**
 con flessibile doppia aggraffatura 1500mm
 • con supporto snodato LUX in metallo
 with 1500mm double interlock flexible hose
 • with LUX metal swivelling bracket



Batteria bordo vasca con deviatore completa di:

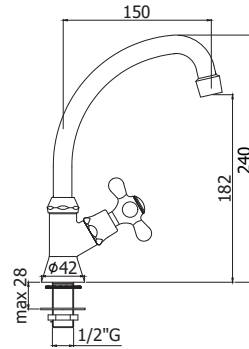
- doccia estraibile
- set 4 flex inox per miscelatore
- flessibile con piombo per doccia

Deck mounted bath mixer with diverter complete with:

- pull-out hand-shower
- set of 4 stainless steel hoses for mixer
- flexible hose with weight for hand-shower

IRV 042 . . / VLV 042 . . **Finiture - Finishes** **EUR**
 senza bocca erogazione (4 fori) **CR**
 without spout (4 holes) **CO**
CC
CG
BR
RM
GF

IRV 044 . . / VLV 044 . . **CR**
 con bocca erogazione e aeratore M24x1 (5 fori) **CO**
 with spout and aerator M24x1 (5 holes) **CC**
CG
BR
RM
GF



Rubinetto lavello con canna orientabile completo di:

- aeratore M22x1
- attacco 1/2"G

Sink tap with swivelling spout complete with:

- aerator M22x1
- 1/2"G connection

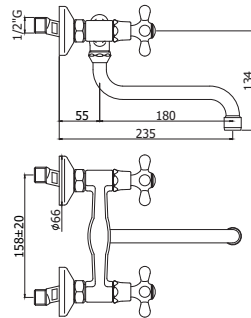
IRV 091 . . / VLV 091 . .

con canna "C" - Ø18x150mm
with "C" spout - Ø18x150mm

Finiture - Finishes

EUR

- CR
- CO
- CC
- CG
- BR
- RM
- GF



Gruppo lavello a muro con canna orientabile completo di:

- aeratore M22x1
- set 2 eccentrici 1/2"x3/4"G e rosone

Wall sink mixer bridge model with swivelling spout complete with:

- aerator M22x1
- set of 2 S-wall-unions 1/2"x3/4"G and wall-plates

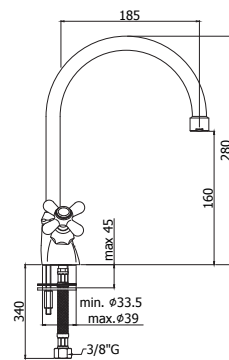
IRV 161 . . / VLV 161 . .

con canna "S" - Ø18x180mm
with "S" spout - Ø18x180mm

Finiture - Finishes

EUR

- CR
- CO
- CC
- CG
- BR
- RM
- GF



Miscelatore lavello monoforo con canna orientabile completo di:

- aeratore M22x1
- set 2 flessibili inox 3/8"G

One-hole sink mixer with swivelling spout complete with:

- aerator M22x1
- set of 2 stainless steel hoses 3/8"G

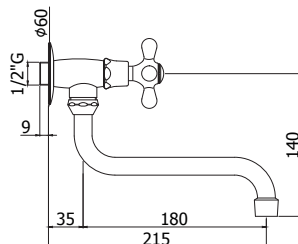
IRV 180 . . / VLV 180 . .

con canna a ombrello - Ø18x185mm
with spout - Ø18x185mm

Finiture - Finishes

EUR

- CR
- CO
- CC
- CG
- BR
- RM
- GF



Rubinetto snodo con canna orientabile completo di:

- aeratore M22x1
- rosone - Ø60mm
- attacco 1/2"G

Wall sink with swivelling spout complete with:

- aerator M22x1
- wall plate - Ø60mm
- 1/2"G connection

IRV 200 . . / VLV 200 . .

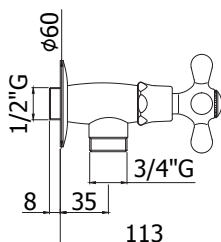
con canna "S" - Ø18x180mm
with "S" spout - Ø18x180mm

Finiture - Finishes

EUR

- CR
- CO
- CC
- CG
- BR
- RM
- GF

iris-viola



Rubinetto snodo completo di:

- rosone - Ø60mm

Wall sink tap complete with:

- wall plate - Ø60mm

IRV 206 . . / VLV 206 . .
 con attacco a muro 1/2" G
 • con attacco inferiore 3/4" G
 with 1/2" wall connection
 • with 3/4" G lower connection

Finiture - Finishes

EUR

CR

CO

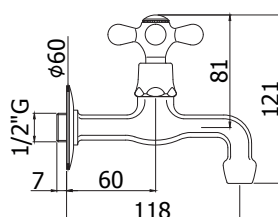
CC

CG

BR

RM

GF



Rubinetto prolungatissimo completo di:

- rosone - Ø60mm
- attacco 1/2" G

Long wall tap complete with:

- wall plate - Ø60mm
- 1/2" G connection

senza rompigetto

without anti-splash

IRV 209 . . / VLV 209 . .

Finiture - Finishes

EUR

CR

CO

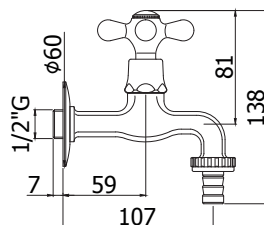
CC

CG

BR

RM

GF



Rubinetto completo di:

- rosone - Ø60mm

Wall tap complete with:

- wall plate - Ø60mm

IRV 211 . . / VLV 211 . .

Finiture - Finishes

EUR

con portagomma

- con attacchi 1/2" G x 3/4" G

with hose connection

- with 1/2" G x 3/4" G connections

CR

CO

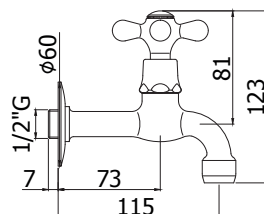
CC

CG

BR

RM

GF



Rubinetto prolungatissimo completo di:

- rosone - Ø60mm
- attacco 1/2" G

Long wall tap complete with:

- wall plate - Ø60mm
- 1/2" G connection

con aeratore M22x1

with aerator M22x1

IRV 213 . . / VLV 213 . .

Finiture - Finishes

EUR

CR

CO













CC

CG

BR

RM

GF

| | | |
|---|---|---|
|  | ZACC045 Rosone ottone 1/2" per artt. 200-206-209-211-213 1/2" brass plate for artt. 200-206-209-211-213 | Finiture - Finishes EUR CR CL GF BR RM |
|  | ZACC139 Set con curvetta+base+fissaggio per artt. 042-044 Kit with elbow tube connection, base and fixing for artt. 042-044 | Finiture - Finishes EUR CR GF BR RM CL |
|  | ZACC141 Base + fissaggio per artt. 042-044 Ring + fixing set for artt. 042-044 | CR GF BR RM CL |
|  | ZACC146 Valvolina antiritorno Ø15 mm per artt. 022-023-026-027 / ZRAC008 (per artt. 001-024-025) Check-valve Ø15 mm for artt. 022-023-026-027 / ZRAC008 (per artt. 001-024-025) | Finiture - Finishes EUR |
|  | ZAER001 Aeratore Ø22x1F per artt. 057-077-078-091-161-180-200-213 Aerator Ø22x1F for artt. 057-077-078-091-161-180-200-213 | Finiture - Finishes EUR CR GF BR RM |
|  | ZAER002 Aeratore Ø24x1M per artt. 052-055-058-065-071-075-090-131-135 Aerator Ø24x1M for artt. 052-055-058-065-071-075-090-131-135 | Finiture - Finishes EUR CR GF BR RM |
|  | ZAER003 Aeratore Ø28x1M per artt. 001-024-025-044 Aerator Ø28x1M for artt. 001-024-025-044 | CR GF BR RM |
|  | ZAER006 Snodo con aeratore Ø 24x1M per artt. 118-125-131-135 Joint with aerator Ø 24x1M for artt. 118-125-131-135 | Finiture - Finishes EUR CR GF BR RM |
|  | ZAER007 Snodo con aeratore Ø 22x1F per artt. 137-138 Joint with aerator Ø 22x1F for artt. 137-138 | CR GF BR RM |
|  | ZAST002 Asta Ø4mm + pomolo + snodino + OR per artt. 055-057-065-075-077-125-135-137 Ø4mm rod for waste for artt. 055-057-065-075-077-125-135-137 | Finiture - Finishes EUR CR GF BR RM |
|  | ZAST031 Asta Ø5mm + pomolo + snodino + OR per artt. 051-058-118 Rod Ø5mm + knob + articulation + OR for artt. 051-058-118 | CR GF BR RM |
|  | ZAST048 Comando scarico completo per artt. 116 Knob + rod for artt. 116 | Finiture - Finishes EUR CR GF BR RM |



ZBOC009 Bocca per batteria lavabo scarico automatico art. 055
Three-hole deck mounted basin mixer spout art. 055

| <u>Finiture - Finishes</u> | <u>EUR</u> |
|----------------------------|------------|
| CR | |
| CL | |
| GF | |
| BR | |
| RM | |
| CR | |
| CL | |
| GF | |
| BR | |
| RM | |

ZBOC009..TC Bocca per batteria lavabo senza scarico art. 052
Tree-hole deck mounted basin mixer spout without pop up waste art. 052



ZBOC010 Base centrale per art. 057
Central base for art. 057

| <u>Finiture - Finishes</u> | <u>EUR</u> |
|----------------------------|------------|
| CR | |
| CL | |
| GF | |
| BR | |
| RM | |




ZBOC016 Bocca bordo vasca pesante, con fissaggio e aeratore per art. 044
Spout complete with aerator and fixing set for art. 044

| <u>Finiture - Finishes</u> | <u>EUR</u> |
|----------------------------|------------|
| CR | |
| CO | |
| CC | |
| CG | |
| GF | |
| BR | |
| RM | |



ZBOC030 Bocca per batteria lavabo scarico automatico artt. 051-058
Three-hole deck mounted basin mixer spout artt. 051-058

| <u>Finiture - Finishes</u> | <u>EUR</u> |
|----------------------------|------------|
| CR | |
| CL | |
| GF | |
| BR | |
| RM | |



ZCAL003 Calotta 3/4" per gruppi a parete
3/4" nut for wall mounted mixers

| <u>Finiture - Finishes</u> | <u>EUR</u> |
|----------------------------|------------|
| CR | |
| GF | |
| BR | |
| RM | |



ZCANA007 Canna tubo C Ø18mm interasse 150mm con aeratore per artt. 077-078-091
C tube spout Ø18mm, distance between centres 150mm, with aerator for artt. 077-078-091

| <u>Finiture - Finishes</u> | <u>EUR</u> |
|----------------------------|------------|
| CR | |
| CO | |
| CC | |
| CG | |
| GF | |
| BR | |
| RM | |



ZCANA012 Canna tubo S Ø 18 mm interasse 180 mm con aeratore per artt. 161-200
S tube spout Ø 18 mm, distance between centres 180 mm, with aerator for artt. 161-200

| <u>Finiture - Finishes</u> | <u>EUR</u> |
|----------------------------|------------|
| CR | |
| CO | |
| CC | |
| CG | |
| GF | |
| BR | |
| RM | |


















ZCANA018 Canna tubo Ø 18 mm interasse 115 mm con aeratore per artt. 137-138
Tube spout Ø 18 mm, distance between centres 115 mm, with aerator for artt. 137-138

| <u>Finiture - Finishes</u> | <u>EUR</u> |
|----------------------------|------------|
| CR | |
| CO | |
| CC | |
| CG | |
| GF | |
| BR | |
| RM | |

| | | |
|---|--|---|
|  | ZCANA019 Canna tubo ombrello Ø 18 mm interasse 185 mm con aeratore per artt. 057-180 Tube spout Ø 18 mm, distance between centres 185 mm, with aerator for artt. 057-180 | Finiture - Finishes EUR CR CO CC CG GF BR RM |
|  | ZCAP006 Cappuccio scorrevole a campana Sliding cover | Finiture - Finishes EUR CR CL GF BR RM |
|  | ZCAP007 Cappuccio coprivitone in ottone Headpart brass cover | Finiture - Finishes EUR CR CL GF BR RM |
|  | ZDEV016 Vitone completo per deviatore gruppo vasca artt. 022-023-024-025 Bath/shower mixer diverter headpart for artt. 022-023-024-025 ZDEV035 Vitone completo per deviatore gruppo vasca artt. 026-027 Bath/shower mixer diverter headpart for artt. 026-027 | Finiture - Finishes EUR |
|  | ZDEV037 Maniglia per deviatore bordo vasca artt. 042-044 Handle for deck-mounted bath mixer artt. 042-044 | Finiture - Finishes EUR CR CO BR RM |
|  | ZDEV083 Deviatore completo per bordo vasca artt. 042-044 Complete diverter for deck-mounted bath mixer artt. 042-044 | Finiture - Finishes EUR CR CO CC CG BR RM |
|  | ZDOC007 Doccia Iris (monogetto) in metallo per artt. 022-023-026-027-040-042-044 Iris metal hand-shower (single spray) for artt. 022-023-026-027-040-042-044 | Finiture - Finishes EUR CR CO CC CG GF BR RM |
|  | ZDOC009 Doccia Ardea (monogetto) in metallo per artt. 024-025 Ardea metal hand-shower (single spray) for artt. 024-025 | Finiture - Finishes EUR CR |

| | | |
|---|--|--|
|  | <p>ZECC001 Eccentrico con rosone 1/2"x 3/4" per gruppi a parete Adjustable centre 1/2"x 3/4" for wall mounted traditional mixers</p> <p>ZECC019 Eccentrico con rosone per gruppi a parete Adjustable centre for wall mounted traditional mixers</p> | <p>Finiture - Finishes EUR</p> <p>CR CL GF BR RM</p> |
|  | <p>ZFIS004 Set fissaggio per bocca artt. 052-055-057 Fixing set for spout artt. 052-055-057</p> <p>ZFIS008 Set fissaggio per bocca artt. 071-075-131-135 Fixing set for spout artt. 071-075-131-135</p> <p>ZFIS036 Set fissaggio per bocca artt. 051-058-118 Fixing set for spout artt. 051-058-118</p> | <p>Finiture - Finishes EUR</p> |
|  | <p>ZFIS019 Set fissaggio piantana per artt. 044-051-052-055-058-118 Fixing set for side-tile artt. 044-051-052-055-058-118</p> | <p>Finiture - Finishes EUR</p> |
|  | <p>ZFIS022/1 Set fissaggio per artt. 116-150 (1 pezzo) Fixing kit for bidet tap (1 piece) artt. 116-150</p> | <p>Finiture - Finishes EUR</p> |
|  | <p>ZFIS024 Set fissaggio per artt. 090-091-095 Fixing set for artt. 090-091-095</p> | <p>Finiture - Finishes EUR</p> |
|  | <p>ZFIS051 Set fissaggio per bocca art. 044 Fixing set for spout art. 044</p> | <p>Finiture - Finishes EUR</p> |
|  | <p>ZFIS079 Set fissaggio per artt. 077-078-137-138-180 Fixing set for artt. 077-078-137-138-180</p> <p>ZFIS138 Set fissaggio per artt. 065-125 Fixing set for artt. 065-125</p> | <p>Finiture - Finishes EUR</p> |
|  | <p>ZFLO001 Flessibile 1/2" x 1/2" 150 cm doppia aggraffatura e calotta conica per artt. 001-023-025-027-168D 1/2" x 1/2" flexible hose 150 cm double interlock and conical nut for artt. 001-023-025-027-168D</p> <p>ZFLO002 Flessibile 1/2" x 1/2" 200 cm doppia aggraffatura e calotta conica 1/2" x 1/2" flexible hose 200 cm double interlock and conical nut</p> <p>ZFLO003 Flessibile 1/2" x 1/2" l. 1000 mm per artt. 024-026 1/2" x 1/2" l. 1000 mm flexible hose for artt. 024-026</p> | <p>Finiture - Finishes EUR</p> <p>CR GF BR RM CR GF BR RM CR</p> |

| | | <u>Finiture - Finishes</u> | <u>EUR</u> |
|---|----------------|--|--|
|  | ZFLX001 | Set 2 flex inox M10x1 F3/8" x 350 mm con guarnizioni per artt. 065-071-075-077-078-125-131-135-137-138-180 Set of 2 stainless steel hoses 350 mm M10x1 F3/8" with gaskets for artt. 065-071-075-077-078-125-131-135-137-138-180 | CR |
| | ZFLX019 | Set 2 flex inox F1/2" x 130 mm con guarnizioni per artt. 051-052-055-057-058-118 Set of 2 stainless steel hoses F1/2" x 130 mm with gaskets for artt. 051-052-055-057-058-118 | CR |
|  | ZFLX055 | Set flex inox batteria bordo vasca artt. 042-044 (4 pz) Set of 4pcs inox flex for artt. 042-044 | CR |
| | ZMAN005 | Maniglia completa IRIS IRIS complete handle | CR CO CC CG GF BR RM |
|  | ZACC095 | Vite 3/16 per maniglia IRIS vitone standard IRIS handle 3/16 screw, standard headpart | |
| | ZACC096 | Vite 4MA per maniglia IRIS vitone ceramico IRIS handle 4MA screw, ceramic disc valve | |
|  | ZMAN029 | Leva deviatore per gruppo vasca artt. 022-023 Diverter lever for bath/shower mixer artt. 022-023 | CR CO CC CG GF BR RM |
| | ZMAN059 | Leva deviatore per gruppo vasca artt. 026-027 Diverter lever for bath/shower mixer artt. 026-027 | CR CO CC CG GF BR RM |
|  | ZMAN030 | Leva deviatore per gruppo vasca artt. 024-025 Diverter lever for bath/shower mixer artt. 024-025 | CR CO CC CG GF BR RM |
| | ZMAN031 | Parti esterne per centrale gruppo incasso art. 001 External parts for concealed mixer art. 001 | CR CO CC CG GF BR RM |
|  | ZMAN056 | Maniglia completa VIOLA VIOLA complete handle | CR CO CC CG GF BR RM |
| | ZACC095 | Vite 3/16 per maniglia VIOLA vitone standard VIOLA handle 3/16 screw, standard headpart | |
| | ZACC096 | Vite 4MA per maniglia VIOLA vitone ceramico VIOLA handle 4MA screw, ceramic disc valve | |

| | | | |
|---|---|--|------------|
|  | ZPLA001 Placchetta per maniglia IRIS Plate for IRIS handle | Finiture - Finishes CR GF BR RM | EUR |
|  | ZPLA021 Placchetta "cold" (freddo) maniglia VIOLA Cold" cap for VIOLA handle Placchetta "hot" (caldo) maniglia VIOLA Hot" cap for VIOLA handle | Finiture - Finishes CRF GFF BRF RMF CRC GFC BRC RMC | EUR |
|  | ZRAC008 Raccordo M1/2" x F1/2" con valvolina antiritorno Ø15 mm + guarnizione per artt. 001-024-025 M1/2" x F1/2" connection with check-valve Ø15 mm + gasket for artt. 001-024-025 | Finiture - Finishes CR GF BR RM | EUR |
|  | ZRAC101 Raccordo 1/2" per artt. 168-168D 1/2" connection for artt. 168-168D | Finiture - Finishes CR GF BR RM | EUR |
|  | ZRAC102 Raccordo 3/4" per art. 161 3/4" spout connection for art. 161 | Finiture - Finishes CR GF BR RM | EUR |
|  | ZSED002 Sede per gruppi a muro Seat for wall mounted mixers | Finiture - Finishes CR | EUR |
|  | ZSET005 Set OR + anello tagliato per canna Ø 18 mm per artt. 057-077-078-091-137-138-161-180-184-200 Kit of OR + cut ring for Ø 180 mm spout for artt. 057-077-078-091-137-138-161-180-184-200 | Finiture - Finishes | EUR |
|  | ZVIT001 Vitone dischi ceramici 90° dx per artt. IRV / VLV 90° ceramic disc valve, right for artt. IRV / VLV | Finiture - Finishes | EUR |
|  | ZVIT028 Cartuccia deviatore Ø 35 mm per artt. 042-044-ZDEV083 Diverter cartridge Ø35 for artt. 042-044-ZDEV083 | Finiture - Finishes | EUR |

quattro

PERSONALITÀ

Rubinetto a 2 maniglie dallo stile unico, la serie QUATTRO ha un design semplice e pulito, senza fronzoli. La sua personalità discreta ma decisa risulta inconfondibile, per rendere questa gamma di prodotti protagonista in qualsiasi ambiente. La caratteristica maniglia a croce trasforma un rubinetto dalla parvenza semplice in un prodotto di grande eleganza, sia nella versione monoforo che in quella classica a 3 fori, in grado di impreziosire col suo tocco in più qualsiasi arredamento.

PERSONALITY

Two-handle faucets with a unique style, QUATTRO series has a clean and simple design.

Its personality discreet but unmistakable makes this range of products a protagonist in any environment. The special cross handle makes of an apparently simple tap an article of great elegance, both in the one-hole that in the classic 3-hole version, able to embellish with its special touch any decor.

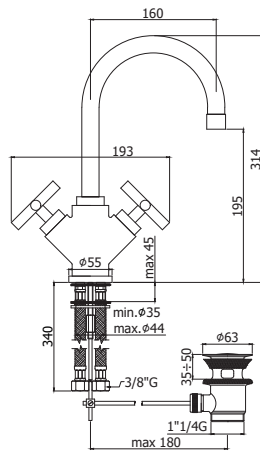


FINITURE | FINISHES

La serie **QUATTRO** è disponibile nelle seguenti finiture:
QUATTRO range is available in the following finishes:

CR cromato
 chrome plated

quattro



Monoforo lavabo con canna orientabile completo di:

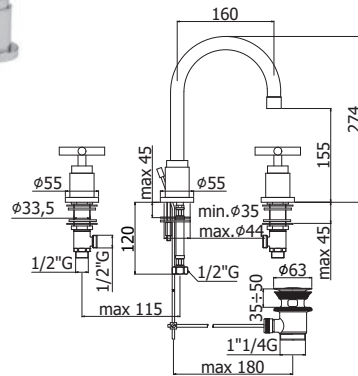
- aeratore M22x1
- set 2 flessibili inox 3/8" G

One-hole wash basin mixer with swivelling spout complete with:

- aerator M22x1
- set of 2 stainless steel hoses 3/8" G

QTV 077 . . **Finiture - Finishes** **EUR**
 con scarico automatico 1"1/4G **CR**
 with 1"1/4G pop up waste

QTV 078 . . **CR**
 senza scarico
 without pop up waste



Batteria lavabo con bocca orientabile completa di:

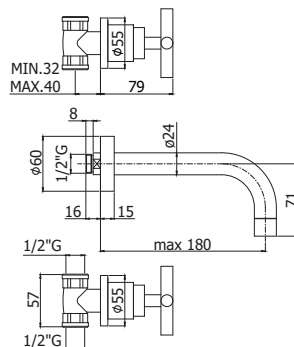
- aeratore F22x1
- set 2 flessibili inox 1/2" G

3-hole wash basin mixer with swivelling spout complete with:

- aerator F22x1
- set of 2 stainless steel hoses 1/2" G

QTV 052 . . **Finiture - Finishes** **EUR**
 senza scarico **CR**
 without pop up waste

QTV 055 . . **CR**
 con scarico automatico 1"1/4G
 with 1"1/4G pop up waste



Batteria incasso lavabo 3 fori completo di:

- piastre per rubinetti - Ø55 mm
- piastra per bocca - Ø60 mm
- attacchi 1/2" G

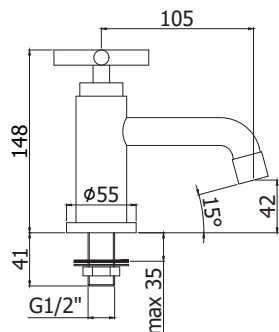
Three-hole concealed basin mixer complete with:

- wall plates for built-in taps - Ø55mm
- wall plate for spout - Ø60mm
- 1/2" G connections

QTV 003 . . **Finiture - Finishes** **EUR**
 con bocca e aeratore M22x1 - l. 175mm **CR**
 with spout and aerator M22x1 - l. 175mm

QTV 008 . . **CR**
 con bocca e aeratore M22x1 - l. 245mm
 with spout and aerator M22x1 - l. 245mm

ZPRO 020 . .
 Prolunga per artt. 003-008
 • H13mm
 Extension for artt. 003-008
 • H13mm



Rubinetto lavabo completo di:

- aeratore M22x1
- attacco 1/2" G

Basin tap complete with:

- aerator M22x1
- 1/2" G connection

QTV 090 . .

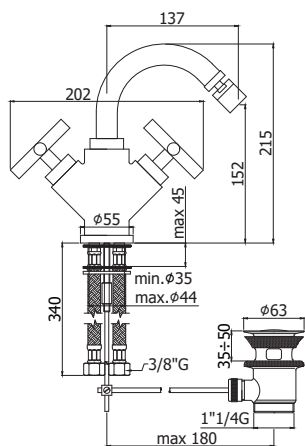
Rubinetto lavabo (solo acqua fredda)

Basin tap (cold water only)

Finiture - Finishes

CR

EUR



Monoforo bidet con canna orientabile completo di:

- aeratore M22x1
- set 2 flessibili inox 3/8" G

One-hole bidet mixer with swivelling spout complete with:

- aerator M22x1
- set of 2 stainless steel hoses 3/8" G

QTV 137 . .

con scarico automatico 1"1/4 G

with 1"1/4 G pop up waste

Finiture - Finishes

CR

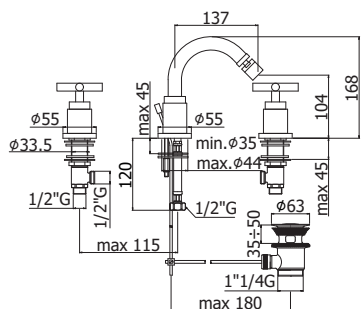
EUR

QTV 138 . .

senza scarico

without pop up waste

CR



Batteria bidet con canna orientabile completa di:

- aeratore M22x1
- set 2 flessibili inox 1/2" G

3-hole bidet mixer with swivelling spout complete with:

- aerator M22x1
- set of 2 stainless steel hoses 1/2" G

QTV 118 . .

con scarico automatico 1"1/4 G

with 1"1/4 G pop up waste

Finiture - Finishes

CR

EUR

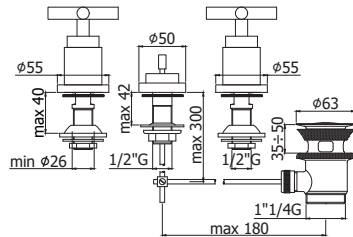
QTV 119 . .

senza scarico

without pop up waste

CR

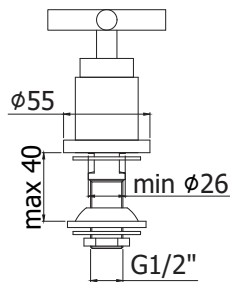
quattro



- Batteria bidet completo di:
- attacchi 1/2" G
- 3-hole bidet mixer complete with:
- 1/2" G connections

QTV 116 . .
con scarico automatico 1"1/4 G
with 1"1/4 G pop up waste

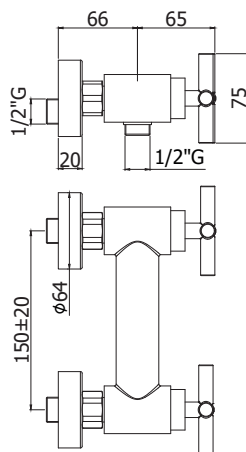
Finiture - Finishes **EUR**
CR



- Rubinetto bidet completo di:
- attacco 1/2" G
- Tap for bidet complete with:
- 1/2" G connection

QTV 150 . .
per art. 116
for art. 116

Finiture - Finishes **EUR**
CR



- Gruppo doccia completo di:
- attacco inferiore 1/2" G
 - set 2 eccentrici 1/2"x3/4" G e rosoni
- Wall mounted shower mixer complete with:
- 1/2" G lower connection
 - set of 2 S-wall-unions 1/2"x3/4" G and wall-plates

QTV 168 . .
senza set doccia
without shower set

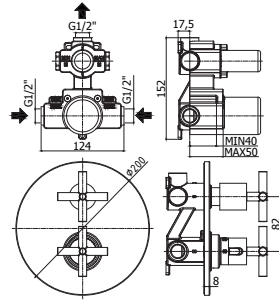
Finiture - Finishes **EUR**
CR

- QTV 168D . .**
con supporto a muro snodato in metallo
• con doccia e flessibile
with metal joint wall bracket
• with hand-shower and flexible hose

CR

- QTV 168R . .**
con attacco superiore 3/4" G
with 3/4" G upper connection

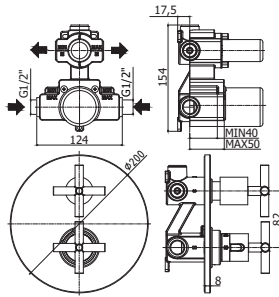
CR



Miscelatore termostatico incasso doccia (1 uscita) completo di:
 • piastra in metallo Ø200mm
 • attacchi 1/2" G
 Concealed thermostatic shower mixer (1 outlet) complete with:
 • metal wall plate Ø200mm
 • 1/2" G connections

QTV 013 . . . **Finiture - Finishes** **EUR**
 senza deviatore (1 uscita + stop) **CR**
 without diverter (1 outlet + stop)

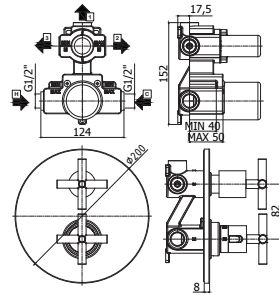
ZPRO 076 . . . **CR**
 Prolunga per art. 013
 • H20mm
 Extension for art. 013
 • H20mm



Miscelatore termostatico incasso doccia (2 uscite) completo di:
 • piastra in metallo Ø200mm
 • attacchi 1/2" G
 Concealed thermostatic shower mixer (2 outlets) complete with:
 • metal wall plate Ø200mm
 • 1/2" G connections

QTV 018 . . . **Finiture - Finishes** **EUR**
 con cartuccia deviatore (2 uscite + stop) **CR**
 with diverter cartridge (2 outlets + stop)

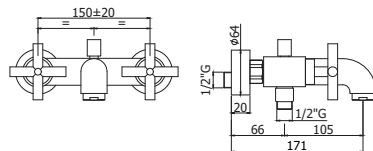
ZPRO 077 . . . **CR**
 Prolunga per artt. 018-019
 • H20mm
 Extension for artt. 018-019
 • H20mm



Miscelatore termostatico incasso doccia (3 uscite) completo di:
 • piastra in metallo Ø200mm
 • attacchi 1/2" G
 Concealed thermostatic shower mixer (3 outlets) complete with:
 • metal wall plate Ø200mm
 • 1/2" G connections

QTV 019 . . . **Finiture - Finishes** **EUR**
 con cartuccia deviatore (3 uscite + 3
 posizioni intermedie con stop) **CR**
 with diverter cartridge (3 outlets + 3 stop
 intermediate positions)

ZPRO 077 . . . **CR**
 Prolunga per artt. 018-019
 • H20mm
 Extension for artt. 018-019
 • H20mm

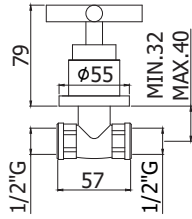


Gruppo vasca/doccia con deviatore completo di:
 • aeratore M28x1
 • set 2 eccentrici 1/2"x3/4" G e rosoni
 Traditional bath/shower mixer with diverter complete with:
 • aerator M28x1
 • set of 2 S-wall-unions 1/2"x3/4" G and wall-plates

QTV 022 . . . **Finiture - Finishes** **EUR**
 senza set doccia **CR**
 without shower set

QTV 023 . . . **CR**
 con supporto a muro snodato in metallo
 • con doccia e flessibile
 with metal joint wall bracket
 • with hand-shower and flexible hose

quattro

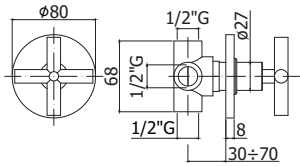


- Rubinetto incasso completo di:
- piastra $\varnothing 55$ mm
 - attacchi 1/2" G
- Built-in tap complete with:
- wall plate $\varnothing 55$ mm
 - 1/2" G connections

QTV 010 . .
con 1 entrata - 1 uscita
with 1 inlet - 1 outlet

Finiture - Finishes **EUR**
CR

ZPRO 020 . .
Prolunga per art. 010
• H13mm
Extension for art. 010
• H13mm



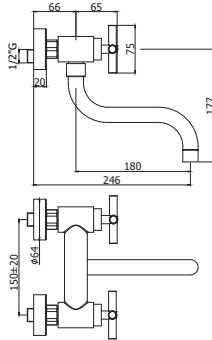
- Deviatore incasso Minimal completo di:
- piastra in metallo $\varnothing 80$ mm
 - maniglia QUATTRO
 - attacchi 1/2" G
- Minimal concealed diverter complete with:
- metal wall plate $\varnothing 80$ mm
 - QUATTRO handle
 - 1/2" G connections

ZDEV 079 . . QTV
con 2 entrate - 2 uscite
with 2 inlets - 2 outlets

Finiture - Finishes **EUR**
CR

ZVIT 112
Cartuccia deviatore $\varnothing 26$ mm per art. ZDEV079..QTV
Diverter cartridge $\varnothing 26$ mm per art. ZDEV079..QTV
ZPRO 063
Prolunga per artt. ZDEV079..QTV - H30mm
Extension for artt. ZDEV079..QTV - H30mm

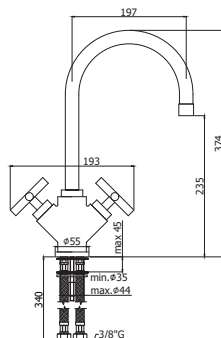
CR



- Gruppo lavello a muro con canna orientabile completo di:
- aeratore M22x1
 - set 2 eccentrici 1/2"x3/4" G e rosoni
- Wall sink mixer bridge model with swivelling spout complete with:
- aerator M22x1
 - set of 2 S-wall-unions 1/2"x3/4" G and wall-plates

QTV 161 . .
con canna "S" - 180mm
with "S" spout - 180mm











Finiture - Finishes **EUR**
CR



- Miscelatore lavello monoforo con canna orientabile completo di:
- aeratore M22x1
 - set 2 flessibili inox 3/8" G
- One-hole sink mixer with swivelling spout complete with:
- aerator M22x1
 - set of 2 stainless steel hoses 3/8" G

QTV 180 . .
con canna tubo - 197mm
with tube spout - 197mm

Finiture - Finishes **EUR**
CR

| | | Finiture - Finishes | EUR |
|---|--|----------------------------------|------------|
|  | ZACC146 Valvolina antiritorno Ø15 mm per artt. ZDEV062..V-ZRAC022 Check-valve Ø15 mm for artt. ZDEV062..V-ZRAC022 | | |
|  | ZACC323 Base completa per bocca + basetta + set fissaggio + set flex F1/2" cm. 13 (2 pz.) per artt. 055-118 Complete base for spout + ring base + fixing kit + set of 2pcs flex F1/2" cm.13 for artt. 055-118 | Finiture - Finishes CR | EUR |
|  | ZACC323..TC Base senza scarico per bocca + basetta + set fissaggio + set flex F1/2" cm. 13 (2 pz.) per artt. 052-119 Base without pop up waste for spout + ring base + fixing kit + set of 2pcs flex F1/2" cm.13 for artt. 052-119 | CR | |
|  | ZAER003 Aeratore completo Ø28x1M per artt. 022-023-026 Complete aerator Ø28x1M for artt. 022-023-026 | Finiture - Finishes CR | EUR |
|  | ZAER033 Aeratore completo Ø22x1F per artt. 003-008-052-055-077-078-090-118-119-137-138-161-180 / ZBOC041-042-100 Complete aerator Ø22x1F for artt. 003-008-052-055-077-078-090-118-119-137-138-161-180 / ZBOC041-042-100 | Finiture - Finishes CR | EUR |
|  | ZAER034 Snodo M22x1 con aeratore per artt. 118-119-137-138 Joint with aerator M22x1 for artt. 118-119-137-138 | Finiture - Finishes CR | EUR |
|  | ZAST046 Asta pomolo snodino Ø4mm piegata per artt. 055-077-118-137 Bent rod Ø4mm with knob for artt. 055-077-118-137 | Finiture - Finishes CR | EUR |
|  | ZAST033 Comando scarico batteria bidet completo per art. 116 Rod with handle for three-hole bidet mixer for art. 116 | CR | |
|  | ZBAS032 Basetta con O.R. per tutti gli articoli serie Quattro Base with O.R. for all Quattro range articles | Finiture - Finishes CR | EUR |
|  | ZCAL009 Calotta per gruppi a parete Nut for wall mounted traditional mixers | Finiture - Finishes CR | EUR |



ZCANA060 Canna completa per art. 180
Complete spout for art. 180

Finiture - Finishes **EUR**
CR



ZCANA061 Canna completa per art. 161
Complete spout for art. 161

Finiture - Finishes **EUR**
CR



ZCANA062 Canna completa per artt. 052-055-077-078
Complete spout for artt. 052-055-077-078

Finiture - Finishes **EUR**
CR



ZCANA063 Canna completa per artt. 118-119-137-138
Complete spout for artt. 118-119-137-138

Finiture - Finishes **EUR**
CR



ZCAP030 Cappuccio per artt. 003-008-010-116-150
Cap for artt. 003-008-010-116-150

Finiture - Finishes **EUR**
CR



ZCAP031 Cappuccio per artt. 003-008-010-052-055-116-118-119-150
Cap for artt. 003-008-010-052-055-116-118-119-150

Finiture - Finishes **EUR**
CR



ZCAP032 Cappuccio piantana per artt. 052-055-118-119
Cap for side for artt. 052-055-118-119

Finiture - Finishes **EUR**
CR



ZCAP033 Cappuccetto per artt. 022-023-077-078-090-137-138-161-168-168D-168R-180
Cap for artt. 022-023-077-078-090-137-138-161-168-168D-168R-180

Finiture - Finishes **EUR**
CR



ZCAP039 Cappuccio in metallo con guarnizione per bocca a muro per artt. 003-008 / ZBOC041-042-100
Metal wall cap with gasket for spout for artt. 003-008 / ZBOC041-042-100

Finiture - Finishes **EUR**
CR



ZDEV062..V Deviatore con valvolina antiritorno per miscelatore vasca esterno per artt. 022-023
Diverter with check-valve for bath/shower mixer for artt. 022-023

Finiture - Finishes **EUR**
CR



ZDOC 032 Doccia BIRILLO (monogetto) in ABS per artt. 023-168D
BIRILLO ABS hand-shower (single spray) for artt. 023-168D

Finiture - Finishes **EUR**
CR



ZECC029 Eccentrico con rosone per gruppi a parete
Adjustable centre for wall mounted traditional mixers

Finiture - Finishes **EUR**
CR



ZFIS006 Set fissaggio per corpo batteria artt. 052-055-118-119
Fixing kit for artt. 052-055-118-119
ZFIS043 Set fissaggio per artt. 077-078-137-138-180
Fixing set for artt. 077-078-137-138-180

Finiture - Finishes **EUR**



ZFIS019/QTV Fissaggio completo piantane per artt. 052-055
Complete fixing kit for side-tile for artt. 052-055

Finiture - Finishes **EUR**



ZFIS022/1 Set fissaggio rubinetto bidet (1 pezzo) artt. 116-150
Fixing kit for bidet tap (1 piece) artt. 116-150

Finiture - Finishes **EUR**



ZFIS024 Set fissaggio per artt. 090
Fixing set for artt. 090

Finiture - Finishes **EUR**

| | | <u>Finiture - Finishes</u> | <u>EUR</u> |
|---|--|----------------------------|------------|
|  | ZFLO001 Flessibile 1/2"x1/2" 1500mm con calotta conica doppia aggraffatura per artt. 023-168D Double fastened longlife metal flexible hose 1/2"x1/2" 1500mm with conical nut for artt. 023-168D | CR | |
|  | ZFLX001 Set flex inox M10X1 F3/8" cm. 35 con guarnizione (2 pz.) per artt. 077-078-137-138-180 M10x1 F3/8" cm.35 inox connection flexible tube for artt. 077-078-137-138-180 ZFLX019 Set flex inox F1/2" cm. 13 (2 pz.) con batteria lavabo per artt. 052-055-118-119 Set of 2pcs inox flex F1/2" cm.13 for artt. 052-055-118-119 | CR | |
|  | ZMANV057 Maniglia Quattro nuda Quattro handle body | CR CRB CRR | |
| | ZACC210 Vite M4X25 lunga per vitone ceramico M4X25 screw handle for ceramic disc valve | | |
| | ZPLA038CR Placchetta maniglia Quattro neutra Cap for Quattro handle without colour specification | CR | |
| | ZPLA038CRB Placchetta maniglia Quattro blu Cap with blue index for Quattro handle | CRB | |
| | ZPLA038CRR Placchetta maniglia Quattro rossa Cap with red index for Quattro handle | CRR | |
|  | ZRAC022 Raccordo 1/2" per artt. 168-168D 1/2" connection for artt. 168-168D | CR | |
|  | ZRAC084 Raccordo 3/4" con OR per artt. 168R 3/4" connection with OR for artt. 168R | CR | |
|  | ZRAC131 Raccordo 3/4" per artt. 161 3/4" spout connection for artt. 161 | CR | |
|  | ZSED003 Sede per gruppi a parete Wall mounted mixers seat | CR | |
|  | ZVIT001 Vitone dischi ceramici 90° dx 1/4 clockwise turn ceramic disc valve | | |

danubio

POPOLARE

Tra le serie di rubinetteria a 2 maniglie della gamma Paffoni, la serie DANUBIO è quella che ancora oggi gode sicuramente di maggior popolarità.

La sua linea pulita si unisce alla forma semplice e snella della bocca per creare un articolo di facile utilizzo in qualsiasi ambiente. La gamma articoli è varia e completa, tutti disponibili nella finitura cromata.

POPULAR

Among Paffoni two-handle faucets series, DANUBIO range is definitely the one that still meets the most popularity.

Its clean line combined with the simple and sum shape of the spout creates an article easy to use in any environment. The range of items is varied and complete, all available in chrome finish.



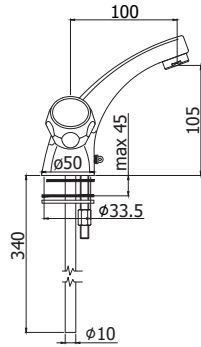
danubio

FINITURE | FINISHES

La serie **DANUBIO** è disponibile nelle seguenti finiture:
DANUBIO range is available in the following finishes:

CR cromato
chrome plated

danubio



Monoforo lavabo completo di:

- rompigitto M24x1
- tubetti rame

One-hole wash basin mixer complete with:

- anti-splash M24x1
- copper pipes

DA 071 . .

Finiture - Finishes

EUR

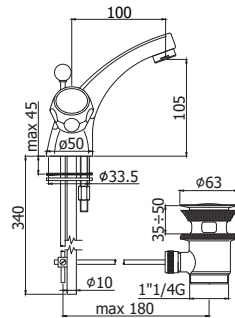
senza scarico

CR

- con attacco catenella

without pop up waste

- with chain holder



Monoforo lavabo completo di:

- rompigitto M24x1
- tubetti rame

One-hole wash basin mixer complete with:

- anti-splash M24x1
- copper pipes

DA 070 . .

Finiture - Finishes

EUR

con scarico automatico 1"G

CR

- senza attacco catenella

with 1"G pop up waste

- without chain holder

DA 075 . .

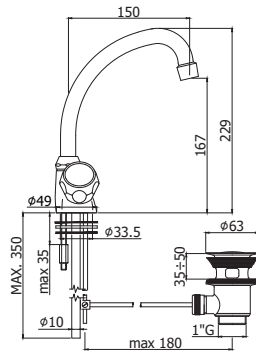
CR

con scarico automatico 1"1/4G

- senza attacco catenella

with 1"1/4G pop up waste

- without chain holder



Monoforo lavabo con canna orientabile completo di:

- rompigitto M22x1
- tubetti rame

One-hole wash basin mixer with swivelling spout complete with:

- anti-splash M22x1
- copper pipes

DA 072 . .

Finiture - Finishes

EUR

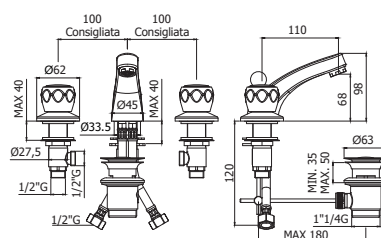
con scarico automatico 1"G

CR

- con canna "C" - Ø18x150mm

with 1"G pop up waste

- with "C" spout - Ø18x150mm



Batteria lavabo completa di:

- bocca con rompigitto M24x1
- set 2 flessibili inox 1/2"G

3-hole wash basin mixer complete with:

- spout with anti-splash M24x1
- set of 2 stainless steel hoses 1/2"G

DA 052 . .

Finiture - Finishes

EUR

senza scarico

CR

- con attacco catenella

without pop up waste

- with chain holder

DA 055 . .

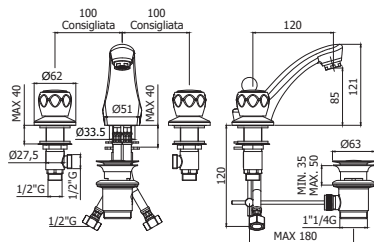
CR

con scarico automatico 1"1/4G

- senza attacco catenella

with 1"1/4G pop up waste

- without chain holder



- Batteria lavabo completa di:
- bocca con rompigetto M24x1
 - set 2 flessibili inox 1/2" G
- 3-hole wash basin mixer complete with:
- spout with anti-splash M24x1
 - set of 2 stainless steel hoses 1/2" G

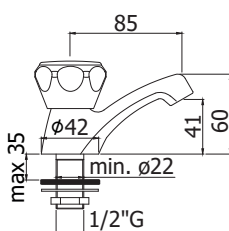
DA 053 . . . **Finiture - Finishes** **EUR**

- senza scarico
 - con attacco catenella
- without pop up waste
with chain holder

CR

DA 056 . . . **CR**

- con scarico automatico 1"1/4 G
 - senza attacco catenella
- with 1"1/4 G pop up waste
without chain holder



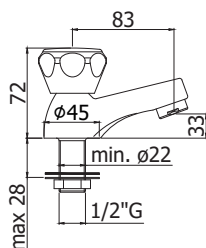
- Rubinetto lavabo completo di:
- rompigetto
 - attacco 1/2" G
- Basin tap complete with:
- anti splash
 - 1/2" G connection

DA 090 . . . **Finiture - Finishes** **EUR**

Rubinetto lavabo (solo acqua fredda)

CR

Basin tap (cold water only)



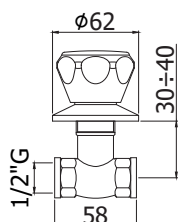
- Rubinetto lavabo Lusso completo di:
- aeratore M24x1
 - attacco 1/2" G
- Luxury basin tap complete with:
- aerator M24x1
 - 1/2" G connection

DA 093 . . . **Finiture - Finishes** **EUR**

Rubinetto lavabo (solo acqua fredda)

CR

Basin tap (cold water only)



- Rubinetto incasso completo di:
- piastra Ø62 mm
- Built-in tap complete with:
- wall plate Ø62 mm

DA 010 . . . **Finiture - Finishes** **EUR**

- con 1 entrata - 1 uscita
 - con attacchi 1/2" G
- with 1 inlet - 1 outlet
with 1/2" G connections

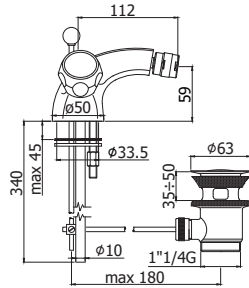
CR

DA 012 . . . **CR**

- con 1 entrata - 1 uscita
 - con attacchi 3/4" G
- with 1 inlet - 1 outlet
with 3/4" G connections

ZPRO 025 . . .

- Prolunga per artt. 010-012
- H19mm
- Extension for artt. 010-012
- H19mm



Monoforo bidet completo di:

- rompigetto M24x1
- tubetti rame

One-hole bidet mixer complete with:

- anti-splash M24x1
- copper pipes

DA 131 . .

Finiture - Finishes

EUR

senza scarico

- con attacco catenella

without pop up waste

- with chain holder

DA 135 . .

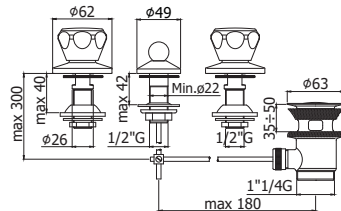
con scarico automatico 1"1/4G

- senza attacco catenella

with 1"1/4G pop up waste

- without chain holder

CR



Batteria bidet completa di:

- attacchi 1/2" G

3-hole bidet mixer complete with:

- 1/2" G connections

DA 116 . .

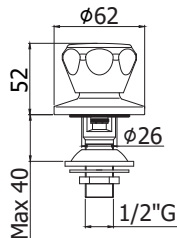
Finiture - Finishes

EUR

con scarico automatico 1"1/4G

with 1"1/4G pop up waste

CR



Rubinetto bidet completo di:

- attacco 1/2" G

Tap for bidet complete with:

- 1/2" G connection

DA 150 . .

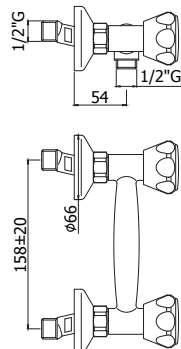
Finiture - Finishes

EUR

per art. 116

for art. 116

CR



Gruppo doccia completo di:

- attacco inferiore 1/2" G
- set 2 eccentrici 1/2"x3/4" G e rosoni

Wall mounted shower mixer complete with:

- 1/2" G lower connection
- set of 2 S-wall-unions 1/2"x3/4" G and wall-plates

DA 168 . .

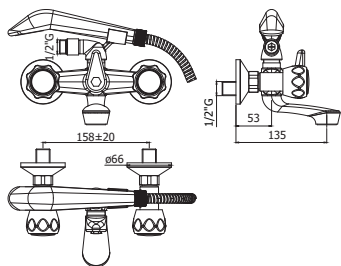
Finiture - Finishes

EUR

senza set doccia

without shower set

CR



Gruppo vasca/doccia con deviatore completo di:

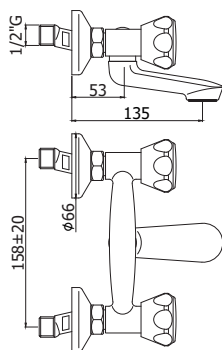
- rompigitto
- forcella
- doccia Danubio
- set 2 eccentrici 1/2"x3/4"G e rosoni

Traditional bath/shower mixer with diverter complete with:

- anti splash
- fork
- Danubio hand-shower
- set of 2 S-wall-unions 1/2"x3/4"G and wall-plates

DA 024 . . . **Finiture - Finishes** **EUR**
 con flessibile 1000 mm **CR**
 with 1000 mm flexible hose

DA 025 . . . **Finiture - Finishes** **EUR**
 con flessibile 1500mm **CR**
 con supporto a muro snodato normale
 with 1500mm flexible hose
 • with standard swivelling wall bracket



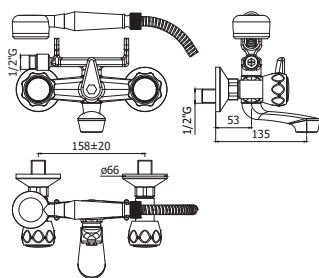
Gruppo vasca completo di:

- rompigitto
- set 2 eccentrici 1/2"x3/4"G e rosoni

Bath mixer complete with:

- anti splash
- set of 2 S-wall-unions 1/2"x3/4"G and wall-plates

DA 028 . . . **Finiture - Finishes** **EUR**
 senza deviatore **CR**
 without diverter



Gruppo vasca/doccia con deviatore completo di:

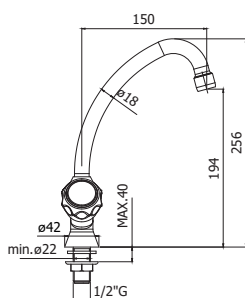
- rompigitto
- forcella
- doccia Ardea
- set 2 eccentrici 1/2"x3/4"G e rosoni

Traditional bath/shower mixer with diverter complete with:

- anti splash
- fork
- Ardea hand-shower
- set of 2 S-wall-unions 1/2"x3/4"G and wall-plates

DA 922 . . . **Finiture - Finishes** **EUR**
 con flessibile 1000 mm **CR**
 with 1000 mm flexible hose

DA 923 . . . **Finiture - Finishes** **EUR**
 con flessibile 1500mm **CR**
 con supporto a muro snodato normale
 with 1500mm flexible hose
 • with standard swivelling wall bracket



Rubinetto lavello con canna orientabile completo di:

- rompigitto M22x1
- attacco 1/2"G

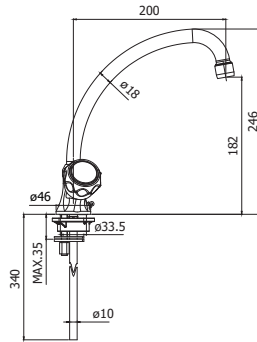
Sink tap with swivelling spout complete with:

- anti-splash M22x1
- 1/2"G connection

DA 091 . . . **Finiture - Finishes** **EUR**
 con canna "C" - Ø18x150mm **CR**
 with "C" spout - Ø18x150mm

DA 092 . . . **Finiture - Finishes** **EUR**
 con canna "C" - Ø18x200mm **CR**
 with "C" spout - Ø18x200mm

danubio



Miscelatore lavello monoforo con canna orientabile completo di:

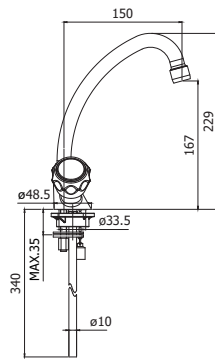
- rompigitto M22x1
- tubetti rame
- attacco catenella

One-hole sink mixer with swivelling spout complete with:

- anti-splash M22x1
- copper pipes
- chain holder

DA 074 . . **Finiture - Finishes** **EUR**
 con canna "C" - Ø18x150mm **CR**
 with "C" spout - Ø18x150mm

DA 078 . . **CR**
 con canna "C" - Ø18x200mm
 with "C" spout - Ø18x200mm



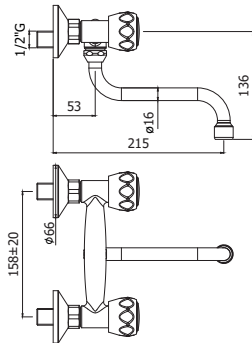
Miscelatore lavello monoforo con canna orientabile completo di:

- rompigitto M22x1
- tubetti rame
- attacco catenella e peso

One-hole sink mixer with swivelling spout complete with:

- anti-splash M22x1
- copper pipes
- chain holder and weight

DA 076 . . **Finiture - Finishes** **EUR**
 con canna "C" - Ø18x150mm **CR**
 with "C" spout - Ø18x150mm



Gruppo lavello a muro con canna orientabile completo di:

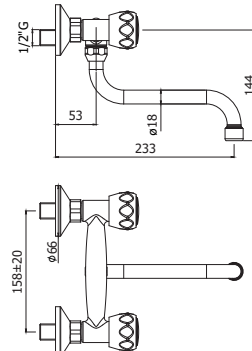
- rompigitto M22x1
- set 2 eccentrici 1/2"x3/4"G e rosoni

Wall sink mixer bridge model with swivelling spout complete with:

- anti-splash M22x1
- set of 2 S-wall-unions 1/2"x3/4"G and wall-plates

DA 161 . . **Finiture - Finishes** **EUR**
 con canna "S" - Ø16x160mm **CR**
 with "S" spout - Ø16x160mm

DA 162 . . **CR**
 con canna "S" - Ø16x250mm
 with "S" spout - Ø16x250mm



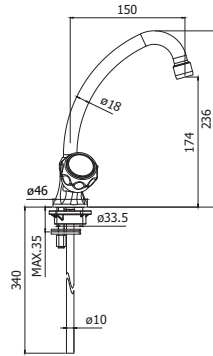
Gruppo lavello a muro con canna orientabile completo di:

- rompigitto M22x1
- set 2 eccentrici 1/2"x3/4"G e rosoni

Wall sink mixer bridge model with swivelling spout complete with:

- anti-splash M22x1
- set of 2 S-wall-unions 1/2"x3/4"G and wall-plates

DA 170 . . **Finiture - Finishes** **EUR**
 con canna "S" - Ø18x180mm **CR**
 with "S" spout - Ø18x180mm



Miscelatore lavello monoforo con canna orientabile completo di:

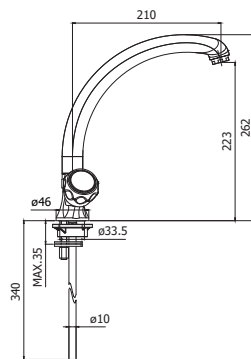
- rompigitto M22x1
- tubetti rame

One-hole sink mixer with swivelling spout complete with:

- anti-splash M22x1
- copper pipes

DA 180 . . **Finiture - Finishes** **EUR**
 con canna "C" - Ø18x150mm **CR**
 with "C" spout - Ø18x150mm

DA 181 . . **Finiture - Finishes** **EUR**
 con canna "C" - Ø18x200mm **CR**
 with "C" spout - Ø18x200mm



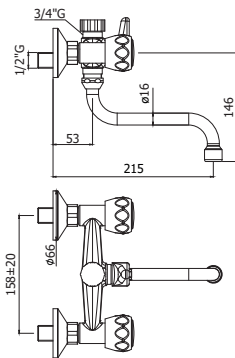
Miscelatore lavello monoforo con canna orientabile completo di:

- rompigitto M24x1
- tubetti rame

One-hole sink mixer with swivelling spout complete with:

- anti-splash M24x1
- copper pipes

DA 182 . . **Finiture - Finishes** **EUR**
 con canna tubo - 210mm **CR**
 with tube spout - 210mm



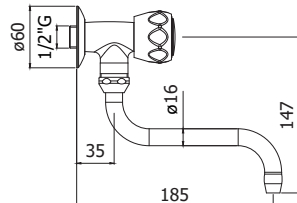
Gruppo lavello a muro con canna orientabile completo di:

- deviatore
- rompigitto M22x1
- attacco lavatrice 3/4"G
- attacchi a muro 1/2"G

Wall sink mixer bridge model with swivelling spout complete with:

- diverter
- anti-splash M22x1
- 3/4"G dishwasher machine connection
- 1/2"G wall connections

DA 169 . . **Finiture - Finishes** **EUR**
 con canna "S" - Ø16x160mm **CR**
 with "S" spout - Ø16x160mm



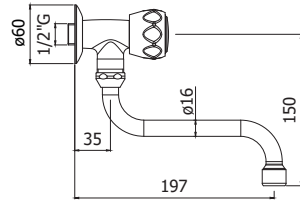
Rubinetto snodo con canna orientabile completo di:

- rosone - Ø60mm
- attacco 1/2"G

Wall sink with swivelling spout complete with:

- wall plate - Ø60mm
- 1/2"G connection

DA 200 . . **Finiture - Finishes** **EUR**
 con canna "S" - Ø16x150mm **CR**
 • senza rompigitto
 with "S" spout - Ø16x150mm
 • without anti-splash



Rubinetto snodo con canna orientabile completo di:

- rompigitto M22x1
- rosone - Ø60mm
- attacco 1/2" G

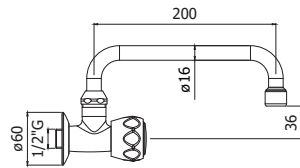
Wall sink with swivelling spout complete with:

- anti-splash M22x1
- wall plate - Ø60mm
- 1/2" G connection

DA 202 . .
con canna "S" - Ø16x160mm
with "S" spout - Ø16x160mm

Finiture - Finishes
CR

EUR



Rubinetto snodo con canna orientabile completo di:

- rompigitto M22x1
- rosone - Ø60mm
- attacco 1/2" G

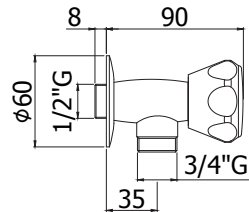
Wall sink with swivelling spout complete with:

- anti-splash M22x1
- wall plate - Ø60mm
- 1/2" G connection

DA 205 . .
con canna "U" - Ø16x200mm
with "U" spout - Ø16x200mm

Finiture - Finishes
CR

EUR



Rubinetto snodo completo di:

- rosone - Ø60mm
- wall plate - Ø60mm

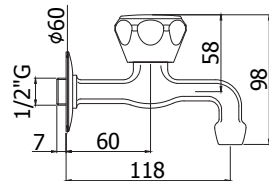
Wall sink tap complete with:

- con attacco a muro 1/2" G
 - con attacco inferiore 3/4" G
- with 1/2" wall connection
• with 3/4" G lower connection

DA 206 . .
con attacco a muro 1/2" G
con attacco inferiore 3/4" G
with 1/2" wall connection
with 3/4" G lower connection

Finiture - Finishes
CR

EUR



Rubinetto prolungatissimo completo di:

- rosone - Ø60mm
- attacco 1/2" G

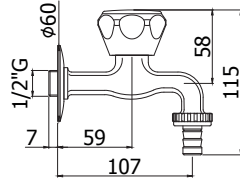
Long wall tap complete with:

- wall plate - Ø60mm
- 1/2" G connection

DA 209 . .
senza rompigitto
without anti-splash

Finiture - Finishes
CR

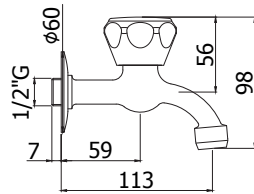
EUR



Rubinetto completo di:
 • rosone - Ø60mm
 Wall tap complete with:

- wall plate - Ø60mm
- con portagomma
- con attacchi 1/2" G x 3/4" G
- with hose connection
- with 1/2" G x 3/4" G connections

DA 211 . . . **Finiture - Finishes** **EUR**
CR











Rubinetto prolungatissimo completo di:
 • rosone - Ø60mm
 • attacco 1/2" G
 Long wall tap complete with:

- wall plate - Ø60mm
- 1/2" G connection

DA 213 . . . **Finiture - Finishes** **EUR**
CR
 con rompigitto M22x1
 with anti-splash M22x1

| | | | <u>Finiture - Finishes</u> | <u>EUR</u> |
|---|----------------|---|----------------------------------|------------|
|  | ZACC146 | Valvolina antiritorno Ø15 mm per artt. 024-025-168-922-923 / ZRAC008-ZRAC101 Check-valve Ø15 mm for artt. 024-025-168-922-923 / ZRAC008-ZRAC101 | | |
|  | ZAER002 | Aeratore Ø24x1M per art. 093 Aerator Ø24x1M for art. 093 | <u>Finiture - Finishes</u> CR | <u>EUR</u> |
| | ZAER009 | Rompigetto Ø 22x1F per artt. 072-074-076-078-091-092-161-162-169-170-180-181-202-205-213 Ø 22x1F anti-splash for artt. 072-074-076-078-091-092-161-162-169-170-180-181-202-205-213 | CR | |
| | ZAER010 | Rompigetto Ø 24x1M per artt. 052-053-055-056-071-075-131-135-182 Ø 24x1M anti-splash for artt. 052-053-055-056-071-075-131-135-182 | CR | |
| | ZAER016 | Rompigetto in ABS per vela gruppo vasca per artt. 024-025-028-922-923 ABS anti-splash for bath/shower mixer spout for artt. 024-025-028-922-923 | | |
| | ZAER017 | Rompigetto in ABS per art. 090 ABS anti-splash for art. 090 | | |
|  | ZAST001 | Comando scarico completo per art. 116 Knob + rod for art. 116 | <u>Finiture - Finishes</u> CR | <u>EUR</u> |
|  | ZAST005 | Asta completa Ø4mm per artt. 075-135 Complete rod Ø4mm for artt. 075-135 | <u>Finiture - Finishes</u> CR | <u>EUR</u> |
| | ZAST013 | Asta completa Ø5mm per artt. 055-056 Complete rod Ø5mm for artt. 055-056 | CR | |
| | ZAST023 | Snodo in ABS per asta scarico ABS articulation for rod connection | | |
| | ZAST024 | Asta completa Ø4mm per art. 072 Complete rod Ø4mm for art. 072 | CR | |
|  | ZBOC003 | Bocca per batteria lavabo scarico automatico art. 056 Three-hole deck mounted basin mixer spout art. 056 | <u>Finiture - Finishes</u> CR | <u>EUR</u> |
| | ZBOC004 | Bocca per batteria lavabo senza scarico art. 053 Deck spout for art. 053 | CR | |
|  | ZBOC005 | Bocca per batteria lavabo scarico automatico art. 055 Three-hole deck mounted basin mixer spout art. 055 | <u>Finiture - Finishes</u> CR | <u>EUR</u> |
| | ZBOC006 | Bocca per batteria lavabo senza scarico art. 052 Tree-hole deck mounted basin mixer spout without pop up waste art. 052 | CR | |
|  | ZCAL003 | Calotta per gruppi a parete Nut for wall mounted traditional mixers | <u>Finiture - Finishes</u> CR | <u>EUR</u> |
|  | ZCAN005 | Canna tubo alta interasse 210mm con rompigetto per art. 182 Tube spout with anti-splash, distance between centres 210mm, for art. 182 | <u>Finiture - Finishes</u> CR | <u>EUR</u> |

| | | | | |
|---|----------------|---|----------------------------------|------------|
|  | ZCAN006 | Canna tubo "C" Ø18 mm interasse 200 mm con rompigitto per artt. 078-092-181 "C" tube spout Ø18 mm with anti-splash, distance between centres 200 mm, for artt. 078-092-181 | Finiture - Finishes CR | EUR |
| | ZCAN007 | Canna tubo "C" Ø18 mm interasse 150 mm con rompigitto per artt. 072-074-076-091-180 "C" tube spout Ø18 mm with anti-splash, distance between centres 150 mm, for artt. 072-074-076-091-180 | CR | |
|  | ZCAN010 | Canna tubo "U" Ø16 mm interasse 200 mm con rompigitto per art. 205 "U" tube Ø16 mm with anti-plash, distance between centres 200 mm for art. 205 | Finiture - Finishes CR | EUR |
| | ZCAN002 | Canna tubo "S" Ø16 mm interasse 250 mm con rompigitto per art. 162 "S" tube spout Ø16 mm with anti-splash, distance between centres 250 mm for art. 162 | CR | |
|  | ZCAN012 | Canna tubo "S" Ø18 mm interasse 180 mm con rompigitto per art. 170 "S" tube spout Ø18 mm with anti-splash, distance between centres 180 mm, for art. 170 | CR | |
| | ZCAN014 | Canna tubo "S" Ø16 mm interasse 150 mm senza rompigitto per art. 200 "S" tube spout Ø16 mm without anti-splash, distance between centres 150 mm for art. 200 | CR | |
| | ZCAN015 | Canna tubo "S" Ø16 mm interasse 160 mm con rompigitto per artt. 161-169-202 "S" tube spout Ø16 mm with anti-splash, distance between centres 160 mm for artt. 161-169-202 | CR | |
|  | ZCAP002 | Cappuccio scorrevole sliding cap | Finiture - Finishes CR | EUR |
|  | ZDEV016 | Vitone deviatore per artt. 024-025-169-922-923 Diverter headpart for artt. 024-025-169-922-923 | Finiture - Finishes | EUR |
|  | ZDOC009 | Doccia Ardea (monogetto) in metallo per artt. 922-923 Ardea metal hand-shower (single spray) for artt. 922-923 | Finiture - Finishes CR | EUR |
|  | ZDOC012 | Doccia Danubio (monogetto) in ABS per artt. 024-025-168 Danubio ABS hand-shower (single spray) for artt. 024-025-168 | Finiture - Finishes CR | EUR |
|  | ZECC003 | Eccentrico con rosone 1/2"x 3/4" per gruppi a parete Adjustable centre 1/2"x 3/4" for wall mounted traditional mixers | Finiture - Finishes CR | EUR |



- ZFIS004** Set fissaggio per bocca artt. 053-056
Fixing set for spout artt. 053-056
- ZFIS013** Set fissaggio per artt. 071-075-131-135
Fixing set for artt. 071-075-131-135
- ZFIS008** Set fissaggio per bocca artt. 052-055
Fixing set for spout artt. 052-055
- ZFIS079** Set fissaggio per artt. 072-074-076-078-180-181-182
Fixing set for artt. 072-074-076-078-180-181-182

Finiture - Finishes **EUR**



- ZFIS019** Set fissaggio piantana per artt. 052-053-055-056
Fixing kit for side-tile artt. 052-053-055-056

Finiture - Finishes **EUR**



- ZFIS022/1** Set fissaggio per rubinetto bidet per artt. 116-150 (1 pezzo)
Fixing set for bidet tap for artt. 116-150 (1 pieces)

Finiture - Finishes **EUR**



- ZFIS027** Set fissaggio per artt. 090-091-092-093
Fixing set for artt. 090-091-092-093

Finiture - Finishes **EUR**



- ZFLO003** Flessibile 100 cm 1/2" x 1/2" per artt. 024-922
Flexible hose 100 cm 1/2" x 1/2" for artt. 024-922
- ZFLO004** Flessibile 120 cm 1/2" x 1/2"
Flexible hose 120 cm 1/2" x 1/2"
- ZFLO005** Flessibile 150 cm 1/2" x 1/2" per artt. 025-923
Flexible hose 150 cm 1/2" x 1/2" for artt. 025-923

Finiture - Finishes **EUR**

CR

CR

CR



- ZFLX019** Set 2 flex inox F1/2" x 130 mm con guarnizioni per artt. 052-053-055-056
Set of 2 stainless steel hoses F1/2" x 130 mm with gaskets for artt. 052-053-055-056

Finiture - Finishes **EUR**

CR



- ZMAN008** Maniglia completa DANUBIO
DANUBIO complete handle
- ZACC094** Vite 3/16 per maniglia
Handle 3/16 screw
- ZPLA016** Placchetta Ø 36 mm con anello rosso o blu
Ø 36 mm plate with blue or red ring

Finiture - Finishes **EUR**

CR


CR



- ZMAN030** Maniglia per deviatore per gruppo vasca artt. 024-025-169-922-923
Diverter handle for bath/shower mixer artt. 024-025-169-922-923


Finiture - Finishes **EUR**

CR

| | | Finiture - Finishes | EUR |
|---|---|----------------------------|------------|
|  | ZRAC008 Raccordo M1/2" x F1/2" con valvolina antiritorno Ø15 mm + guarnizione per artt. 024-025-922-923 M1/2" x F1/2" connection with check-valve Ø15 mm + gasket for artt. 024-025-922-923 | CR | |
|  | ZRAC100 Raccordo 3/4" con foro Ø16 mm per artt. 161-162 3/4" spout connection with Ø16 mm hole for artt. 161-162 ZRAC102 Raccordo 3/4" con foro Ø18 mm per artt. 170 3/4" spout connection with Ø18 mm hole for artt. 170 | CR | |
|  | ZRAC101 Raccordo 1/2" per artt. 168 1/2" connection for artt. 168 | CR | |
|  | ZSED002 Sede per gruppi a parete Wall mounted mixers seat | CR | |
|  | ZSET004 Set O-ring / anello tagliato per canna Ø16 mm per artt. 161-162-169-200-202-205 Kit with O-ring / cut ring for Ø16 mm spout for artt. 161 162-169-200-202-205 ZSET005 Set O-ring / anello tagliato per canna Ø18 mm per artt. 072-074-076-078-091-092-170-180-181 Kit with O-ring / cut ring for Ø18 mm spout for artt. 072-074-076-078-091-092-170-180-181 ZSET016 Set O-ring / anello tagliato per canna artt. 182 Kit with O-ring / cut ring for spout artt. 182 | CR | |
|  | ZTUB001 Tubetto rame con raccordo M10x1 (1 pezzo) per artt. 071-072-074-075-076-078-131-135-180-181-182 Threaded copper pipe M10x1 (1 piece) for artt. 071-072-074-075-076-078-131-135-180-181-182 | CR | |
|  | ZVIT004 Vitone unificato 1/2" per incasso per artt. 010 1/2" standard headpart for concealed taps for artt. 010 ZVIT005 Vitone unificato 1/2" con filetto per artt. DANUBIO 1/2" standard headpart with thread for artt. DANUBIO | CR | |

soluzioni doccia

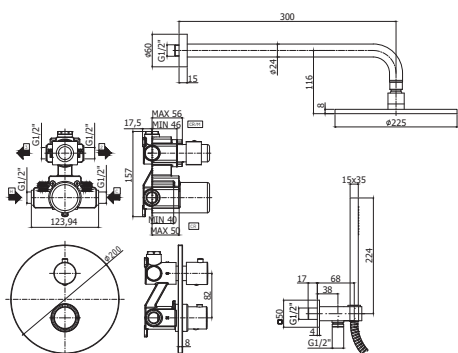
shower set solutions



FINITURE | FINISHES

La serie **SOLUZIONI DOCCIA** è disponibile nelle seguenti finiture:
SHOWER SET is available in the following finishes:

CR cromato
chrome plated



Soluzione doccia completa di:

- braccio doccia ZSOF035CR
- soffione ZSOF074CR - Ø225mm
- set doccetta ZDUP094CR

Shower set solution complete with:

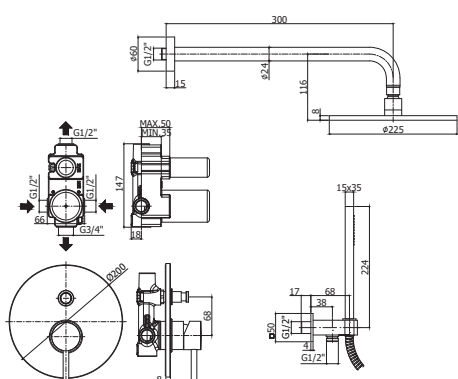
- shower arm ZSOF035CR
- shower head ZSOF074CR - Ø225mm
- shower kit ZDUP094CR

KIT LIQ018 . . LIGHT

con miscelatore termostatico LIQ018CR
with thermostatic mixer LIQ018CR

Finiture - Finishes
CR

EUR



Soluzione doccia completa di:

- braccio doccia ZSOF035CR
- soffione ZSOF074CR - Ø225mm
- set doccetta ZDUP094CR

Shower set solution complete with:

- shower arm ZSOF035CR
- shower head ZSOF074CR - Ø225mm
- shower kit ZDUP094CR

KIT LIG015 . . LIGHT

con miscelatore LIG015CR
with mixer LIG015CR

Finiture - Finishes
CR

EUR

colonne doccia

shower columns

Diversi sistemi di colonne doccia, ognuna con il suo stile e con il suo comfort, capisaldi irrinunciabili per un design moderno e funzionale. Un perfetto mix tra colonne fisse e regolabili, con o senza deviatore, già definite o componibili seguendo il proprio gusto e il proprio bisogno: per esaltare con stile l'eleganza e la funzionalità di ogni ambiente bagno.

Different systems of shower columns, each one with its own style and comfort, essential bases for a modern and functional design. A perfect mix between fixed and adjustable height columns, with or without diverter, already defined or modular according to your own taste and needs: to enhance with style the elegance and functionality of any bathroom environment.

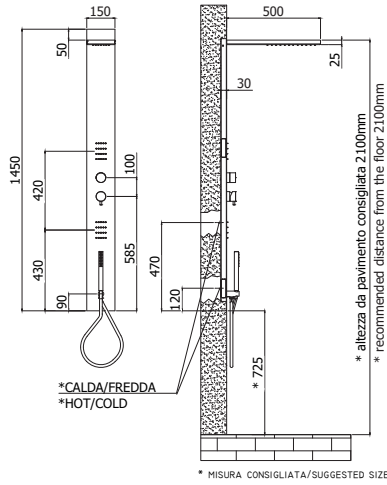


FINITURE | FINISHES

La serie **COLONNE DOCCIA** è disponibile nelle seguenti finiture:
SHOWER COLUMNS range is available in the following finishes:

| | | | | | |
|-----------|-----------------------------------|--|-------------|--|--|
| CR | cromato chrome plated | (per tutti gli articoli) (for all items) | HGSP | honey gold spazzolato brushed honey gold finish | (solo per art. ZCOL646KLIQ) (for art. ZCOL646KLIQ only) |
| BO | bianco opaco matt white finish | (solo per artt. ZCOL638LIQ-638KLIQ) (for artt. ZCOL638LIQ-638KLIQ only) | ST | steel looking steel looking finish | (solo per artt. ZCOL646LIQ-646KLIQ-655) (for artt. ZCOL646LIQ-646KLIQ-655 only) |
| NO | nero opaco matt black finish | (solo per artt. ZCOL638LIQ-638KLIQ-641LIQ-641KLIQ) (for artt. ZCOL638LIQ-638KLIQ-641LIQ-641KLIQ only) | BR | bronzo bronze finish | (solo per artt. ZCOL000.-22L - 000-100) (for artt. ZCOL000.-22L - 000-100 only) |
| HG | honey gold honey gold finish | (solo per art. ZCOL646KLIQ) (for art. ZCOL646KLIQ only) | | | |

colonne doccia - shower columns



Acciaio inox - Stainless steel
AISI 304

Colonna doccia ad incasso in acciaio inox completa di:

- supporto doccia fisso
- doccia PREMIUM in metallo
- flessibile PVC argento 1500mm

Stainless steel concealed shower column complete with:

- fixed bracket
- Premium metal hand-shower
- Silver PVC hose 1500mm

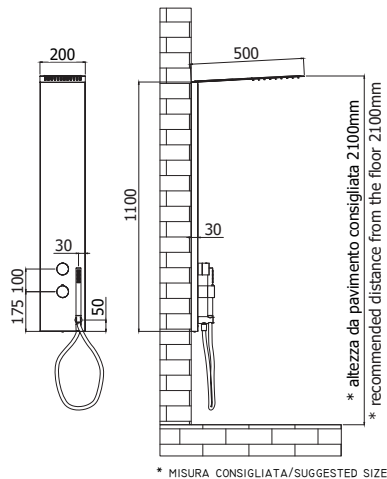
ZCOL 682 STAR

Finiture - Finishes
CR

EUR

con miscelatore termostatico (con deviatore 3 vie)

with thermostatic shower mixer (with 3 ways diverter)



Acciaio inox - Stainless steel
AISI 304

Colonna doccia in acciaio inox completa di:

- supporto doccia fisso
- doccia MASTER in metallo
- flessibile PVC argento 1500mm

Stainless steel shower column complete with:

- fixed bracket
- MASTER metal hand-shower
- Silver PVC hose 1500mm

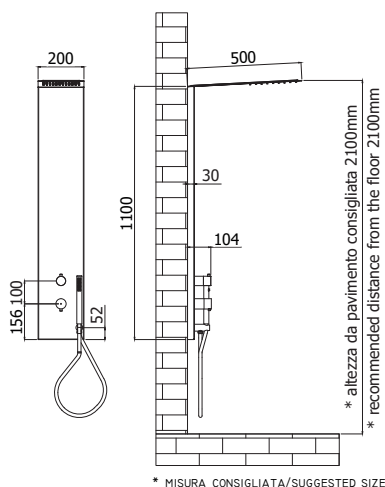
ZCOL 673 GAMMA

Finiture - Finishes
CR

EUR

con miscelatore termostatico (con deviatore 2 vie)

with thermostatic shower mixer (with 2 ways diverter)



Colonna doccia in acciaio inox completa di:

- supporto doccia fisso
- doccia MASTER in metallo
- flessibile PVC argento 1500mm

Stainless steel shower column complete with:

- fixed bracket
- MASTER metal hand-shower
- Silver PVC hose 1500mm

ZCOL 672 BETA

Finiture - Finishes

EUR

con miscelatore (con deviatore 2 vie)
with mixer (with 2 ways diverter)

CR

Acciaio inox - Stainless steel
AISI 304

Colonna doccia fissa MOBY rettangolare completa di:

- supporto doccia fisso
- doccia SOFIA (2 getti) in ABS
- soffione rettangolare CITY 340x220mm in metallo
- piano d'appoggio
- flessibile PVC argento 1500mm

MOBY fixed rectangular shower column complete with:

- fixed bracket
- SOFIA (two spray-functions) ABS hand-shower
- CITY 340x220 mm rectangular metal shower head
- support plan
- Silver PVC hose 1500mm

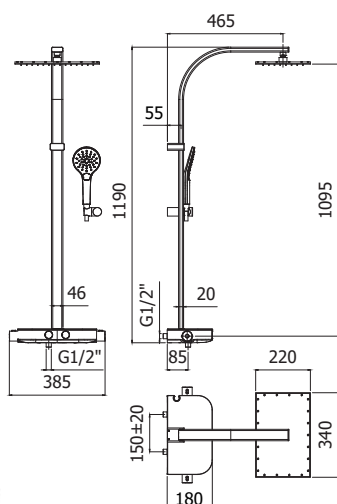
ZCOL 668 MOBY

Finiture - Finishes

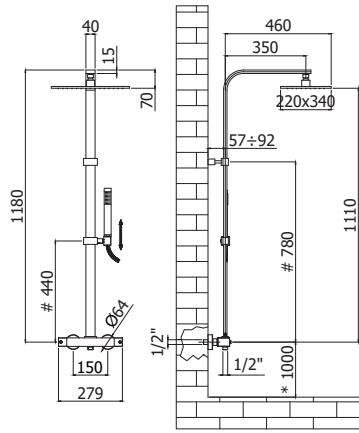
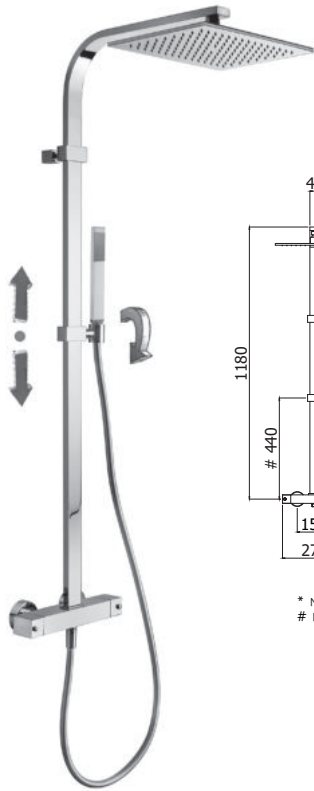
EUR

con miscelatore termostatico (con deviatore
a 2 pulsanti)
with thermostatic mixer (with 2-button
diverter)

CRAG



colonne doccia - shower columns



* MISURA CONSIGLIATA/SUGGESTED SIZE
REGOLABILE/ADJUSTABLE

Colonna doccia fissa CITY rettangolare completa di:

- supporto scorrevole CITY
- doccia PREMIUM in metallo
- soffione rettangolare CITY 340x220mm in metallo
- flessibile PVC argento 1500mm

CITY fixed rectangular shower column complete with:

- sliding bracket CITY
- Premium metal hand-shower
- CITY 340x220 mm rectangular metal shower head
- Silver PVC hose 1500mm

ZCOL 665 CITY

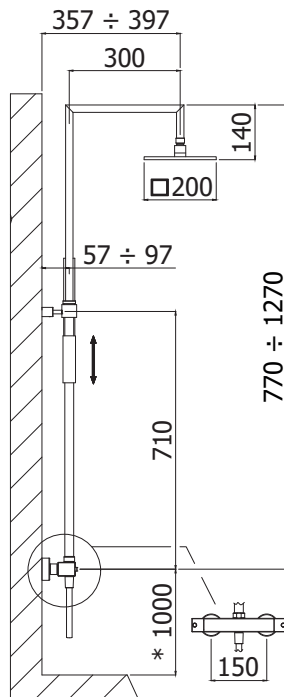
Finiture - Finishes

EUR

con miscelatore termostatico LEQ269RCR

CR

with thermostatic mixer LEQ269RCR



* MISURA CONSIGLIATA
* SUGGESTED SIZE

Colonna doccia regolabile SYNCRO TOP completa di:

- supporto scorrevole quadro
- doccia PREMIUM in metallo
- soffione SYNCRO quadro 200x200mm in metallo
- flessibile PVC argento 1500mm

SYNCRO TOP adjustable shower column complete with:

- square sliding bracket
- Premium metal hand-shower
- SYNCRO 200x200mm square metal shower head
- Silver PVC hose 1500mm

ZCOL 655 SYNCRO TOP

Finiture - Finishes

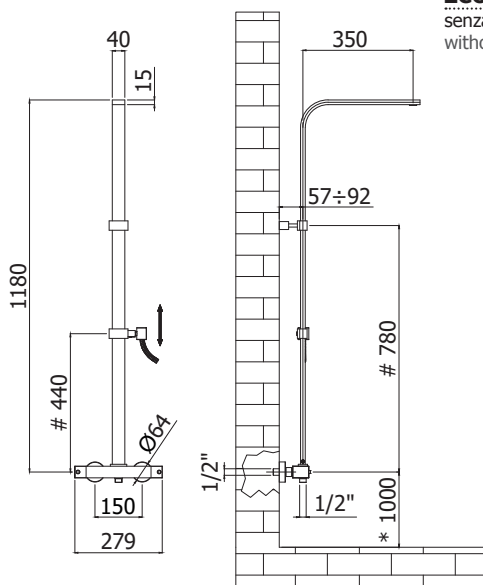
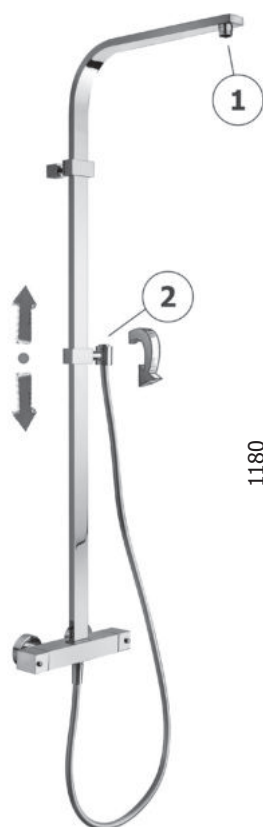
EUR

con miscelatore termostatico doccia
LEQ269CR (2 uscite)

CR

with thermostatic shower mixer LEQ269CR
(2 outlets)

ST



* MISURA CONSIGLIATA/SUGGESTED SIZE
REGOLABILE/ADJUSTABLE

Colonna doccia fissa CITY rettangolare completa di:

- supporto scorrevole CITY
- flessibile PVC argento 1500mm
- con miscelatore termostatico LEQ269RCR (con deviatore)

CITY fixed rectangular shower column complete with:

- sliding bracket CITY
- Silver PVC hose 1500mm
- with thermostatic shower mixer LEQ269RCR (with diverter)

ZCOL 665CRX

Finiture - Finishes
CRX

EUR

senza doccia e senza soffione
without shower and shower head

1 - SOFFIONI / SHOWER HEADS

Soffione SYNCRO "Quadro" in metallo:
SYNCRO "Square" metal shower head:



ZSOF 075

ispezionabile - 200x200mm
inspectable - 200x200mm

Finiture - Finishes
CR **EUR**

Soffione HAWAI "Quadro" in metallo:
HAWAI "Square" metal shower head:



ZSOF 095

non ispezionabile - 200x200mm
not inspectable - 200x200mm

Finiture - Finishes
CR **EUR**

Soffione SYNCRO KING "Quadro" in metallo:
SYNCRO KING "Square" metal shower head:



ZSOF 078

ispezionabile - 300x300mm
inspectable - 300x300mm

Finiture - Finishes
CR **EUR**

Soffione ZANZIBAR "Quadro" in metallo:
ZANZIBAR "Square" metal shower head:



ZSOF 096

non ispezionabile - 300x300mm
not inspectable - 300x300mm

Finiture - Finishes
CR **EUR**

Soffione CITY "Rettangolare" in metallo:
CITY "Rectangular" metal shower head:



ZSOF 091

ispezionabile - 340x220mm
inspectable - 340x220mm

Finiture - Finishes
CR **EUR**

Soffione BLANC "Quadro" in metallo:
BLANC "Square" metal shower head:



ZSOF 102

non ispezionabile - 350x250mm
not inspectable - 350x250mm

Finiture - Finishes
CR **EUR**

2 - DOCCE / HANDS SHOWERS

Doccia Premium
Premium hand-shower



ZDOC 117..

(monogetto) in metallo
(single spray) metal

Finiture - Finishes
CR **EUR**

Doccia Majorca
Majorca hand-shower

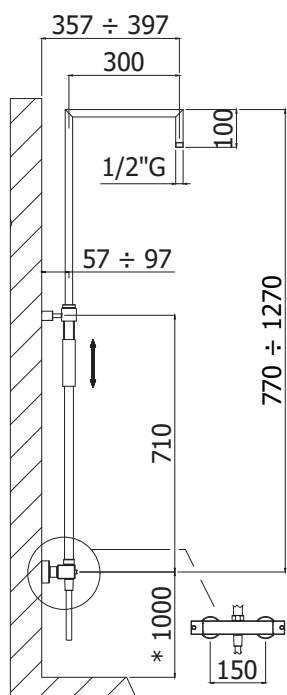
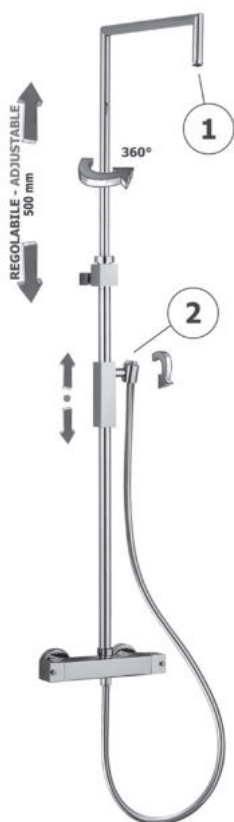


ZDOC 070

(3 getti) in ABS - Ø80mm
(three spray-functions) ABS hand-shower
- Ø80mm

Finiture - Finishes
CR **EUR**

colonne doccia - shower columns



*MISURA CONSIGLIATA
*SUGGESTED SIZE

Colonna doccia regolabile SYNCRO TOP completa di:

- supporto scorrevole quadro
- flessibile PVC argento 1500mm
- con miscelatore termostatico LEQ269CR (2 uscite)

SYNCRO TOP adjustable shower column complete with:

- square sliding bracket
- Silver PVC hose 1500mm
- with thermostatic shower mixer LEQ269CR (2 outlets)

ZCOL 655CRX

Finiture - Finishes
CRX

EUR

senza doccia e senza soffione
without shower and shower head

1 - SOFFIONI / SHOWER HEADS

Soffione SYNCRO "Quadro" in metallo:
SYNCRO "Square" metal shower head:



ZSOF 075

ispezionabile - 200x200mm
inspectable - 200x200mm

Finiture - Finishes
CR **EUR**

Soffione HAWAI "Quadro" in metallo:
HAWAI "Square" metal shower head:



ZSOF 095

non ispezionabile - 200x200mm
not inspectable - 200x200mm

Finiture - Finishes
CR **EUR**

Soffione SYNCRO KING "Quadro" in metallo:
SYNCRO KING "Square" metal shower head:



ZSOF 078

ispezionabile - 300x300mm
inspectable - 300x300mm

Finiture - Finishes
CR **EUR**

Soffione ZANZIBAR "Quadro" in metallo:
ZANZIBAR "Square" metal shower head:



ZSOF 096

non ispezionabile - 300x300mm
not inspectable - 300x300mm

Finiture - Finishes
CR **EUR**

Soffione CITY " Rettangolare " in metallo:
CITY "Rectangular" metal shower head:



ZSOF 091

ispezionabile - 340x220mm
inspectable - 340x220mm

Finiture - Finishes
CR **EUR**

Soffione BLANC "Quadro" in metallo:
BLANC "Square" metal shower head:



ZSOF 102

non ispezionabile - 350x250mm
not inspectable - 350x250mm

Finiture - Finishes
CR **EUR**

2 - DOCCE / HANDS SHOWERS

Doccia Premium
Premium hand-shower



ZDOC 117..

(monogetto) in metallo
(single spray) metal

Finiture - Finishes
CR **EUR**

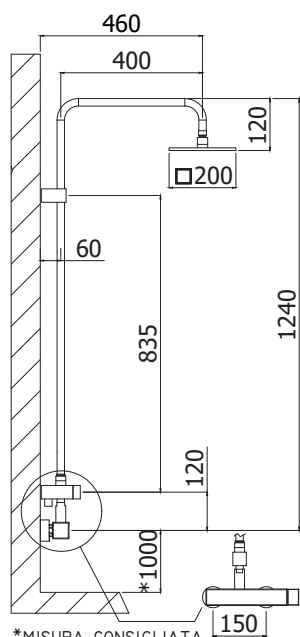
Doccia Majorca
Majorca hand-shower



ZDOC 070

(3 getti) in ABS - Ø80mm
(three spray-functions) ABS hand-shower
- Ø80mm

Finiture - Finishes
CR **EUR**



*MISURA CONSIGLIATA
*SUGGESTED SIZE

Colonna doccia fissa LEVEL PLUS completa di:

- deviatore
- supporto fisso quadro
- doccia PREMIUM in metallo
- soffione SYNCRO quadro 200x200mm in metallo
- flessibile in metallo 1500mm

LEVEL PLUS fixed shower column complete with:

- diverter
- fixed square bracket
- Premium metal hand-shower
- SYNCRO 200x200mm square metal shower head
- metal flexible hose 1500mm

ZCOL 607 LEVEL PLUS

con miscelatore LEC168RCR
with mixer LEC168RCR

Finiture - Finishes

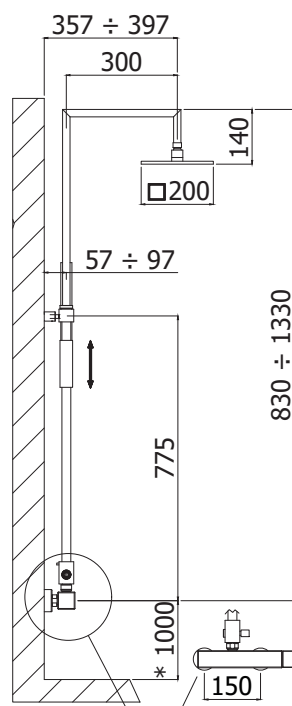
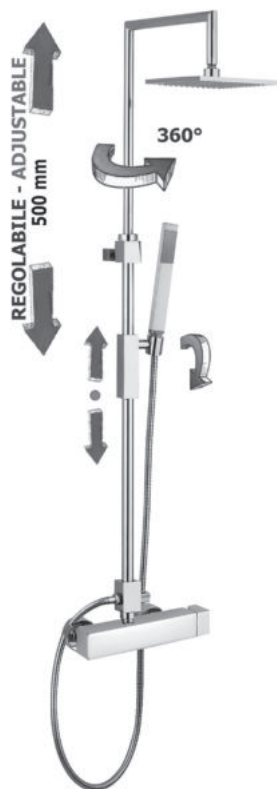
CR

EUR

ZCOL 617 LEVEL PLUS

senza miscelatore
without mixer

CR



*MISURA CONSIGLIATA
*SUGGESTED SIZE

Colonna doccia regolabile SYNCRO PLUS completa di:

- deviatore
- supporto scorrevole quadro
- doccia PREMIUM in metallo
- soffione SYNCRO quadro 200x200mm in metallo
- flessibile in metallo 1500mm

SYNCRO PLUS adjustable shower column complete with:

- diverter
- square sliding bracket
- Premium metal hand-shower
- SYNCRO 200x200mm square metal shower head
- metal flexible hose 1500mm

ZCOL 620 SYNCRO PLUS

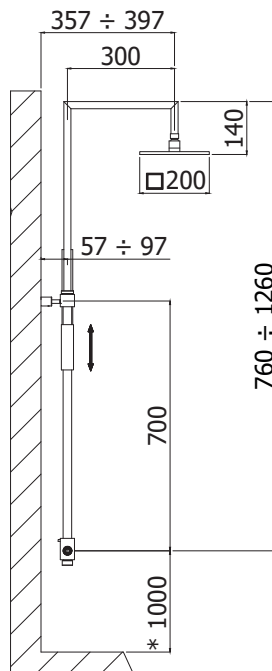
con miscelatore LEC168RCR
with mixer LEC168RCR

Finiture - Finishes

CR

EUR

colonne doccia - shower columns



*MISURA CONSIGLIATA
*SUGGESTED SIZE

Colonna doccia regolabile SYNCRO completa di:

- deviatore
- supporto scorrevole quadro
- doccia PREMIUM in metallo

SYNCRO adjustable shower column complete with:

- diverter
- square sliding bracket
- Premium metal hand-shower

ZCOL 615 SYNCRO PLUS

con soffione SYNCRO quadro 200x200mm in metallo

- con flessibile in metallo 1500 mm with SYNCRO 200x200mm "Square" metal shower head
- with metal flexible hose 1500 mm

Finiture - Finishes **EUR**
CR

ZCOL 626 SYNCRO TOP

con soffione SYNCRO quadro 200x200mm in metallo

- con flessibile PVC argento 1500 mm with SYNCRO 200x200mm "Square" metal shower head
- with PVC silver flexible hose 1500 mm

CR

ZCOL 626K SYNCRO TOP KING

con soffione SYNCRO KING quadro 300x300mm in metallo

- con flessibile PVC argento 1500 mm with SYNCRO KING 300x300mm "Square" metal shower head
- with PVC silver flexible hose 1500 mm

CR

3 - SUPPORTI / CONNECTIONS KIT

Supporto a muro "Quadro" per collegamento doccia esterno completo di:

- flessibile ottone 1/2"x1/2"G - l.600mm / * CR
- flessibile PVC argento 1/2"x1/2"G - l.600mm / * CRAG

"Square" connection kit for external shower mixer complete with:

- 1/2"Gx1/2"G brass flexible hose - l.600mm / * CR
- 1/2"Gx1/2"G silver PVC hose - l.600mm / * CRAG



ZCOL 840

per colonne doccia ZCOL615-626-626K
for ZCOL615-626-626K shower columns

Finiture - Finishes **EUR**
CR

CRAG

Supporto a muro "Quadro" con presa acqua completo di:

- attacco superiore 3/4"G
- attacco a muro 1/2"G

"Square" wall bracket with water intake complete with:

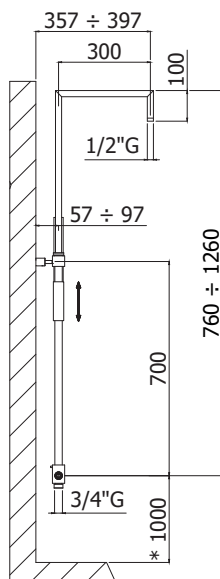
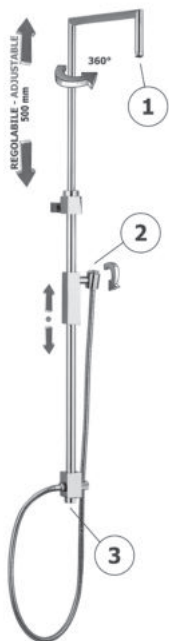
- 3/4"G upper connection
- 1/2"G wall connection



ZCOL 842

per colonne doccia ZCOL615-626-626K
for ZCOL615-626-626K shower columns

Finiture - Finishes **EUR**
CR



*MISURA CONSIGLIATA
*SUGGESTED SIZE

Colonna doccia regolabile SYNCRO PLUS completa di:

- deviatore
- supporto scorrevole quadro
- flessibile in metallo 1500mm

SYNCRO PLUS adjustable shower column complete with:

- diverter
- square sliding bracket
- metal flexible hose 1500mm

ZCOL 615CRX

Finiture - Finishes

EUR

senza doccia e senza soffione
without shower and shower head

CRX

1 - SOFFIONI / SHOWER HEADS

Soffione SYNCRO "Quadro" in metallo:
SYNCRO "Square" metal shower head:



ZSOF 075

ispezionabile - 200x200mm
inspectable - 200x200mm

Finiture - Finishes EUR
CR

Soffione HAWAI "Quadro" in metallo:
HAWAI "Square" metal shower head:



ZSOF 095

non ispezionabile - 200x200mm
not inspectable - 200x200mm

Finiture - Finishes EUR
CR

Soffione SYNCRO KING "Quadro" in metallo:
SYNCRO KING "Square" metal shower head:



ZSOF 078

ispezionabile - 300x300mm
inspectable - 300x300mm

Finiture - Finishes EUR
CR

Soffione ZANZIBAR "Quadro" in metallo:
ZANZIBAR "Square" metal shower head:



ZSOF 096

non ispezionabile - 300x300mm
not inspectable - 300x300mm

Finiture - Finishes EUR
CR

Soffione CITY " Rettangolare " in metallo:
CITY "Rectangular" metal shower head:



ZSOF 091

ispezionabile - 340x220mm
inspectable - 340x220mm

Finiture - Finishes EUR
CR

Soffione BLANC "Quadro" in metallo:
BLANC "Square" metal shower head:



ZSOF 102

non ispezionabile - 350x250mm
not inspectable - 350x250mm

Finiture - Finishes EUR
CR

2 - DOCCE / HANDS SHOWERS

Doccia Premium
Premium hand-shower



ZDOC 017..

(monogetto) in metallo
(single spray) metal

Finiture - Finishes EUR
CR

Doccia Majorca
Majorca hand-shower



ZDOC 070

(3 getti) in ABS - Ø80mm
(three spray-functions) ABS hand-shower
- Ø80mm

Finiture - Finishes EUR
CR

3 - SUPPORTI / CONNECTIONS KIT

Supporto a muro "Quadro" per collegamento doccia esterno completo di:

- flessibile ottone 1/2"x1/2"G - l.600mm
- "Square" connection kit for external shower mixer complete with:
- 1/2"Gx1/2"G brass flexible hose - l.600mm



ZCOL 840

per colonna doccia ZCOL615
for ZCOL615 shower column

Finiture - Finishes EUR
CR

Supporto a muro "Quadro" con presa acqua completo di:

- attacco superiore 3/4"G
- attacco a muro 1/2"G
- "Square" wall bracket with water intake complete with:
- 3/4"G upper connection
- 1/2"G wall connection

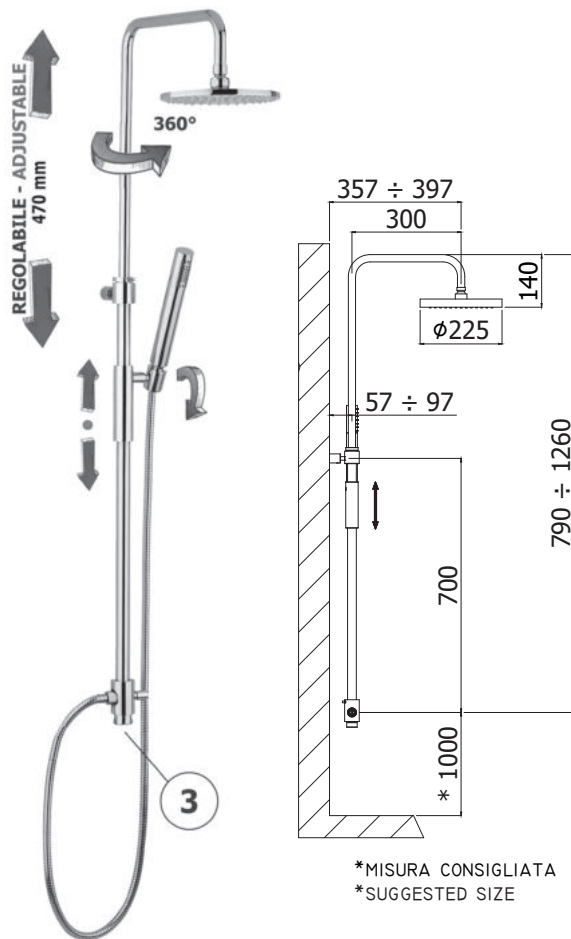


ZCOL 842

per colonna doccia ZCOL615
for ZCOL615 shower column

Finiture - Finishes EUR
CR

colonne doccia - shower columns



Colonna doccia regolabile MASTER PLUS completa di:

- deviatore
- supporto scorrevole tondo

MASTER PLUS adjustable shower column complete with:

- diverter
- round sliding bracket

ZCOL 611 MASTER PLUS

- con doccia BIRILLO in ABS
 - con soffione MASTER "Tondo" Ø225mm in metallo
 - con flessibile in metallo 1500 mm
- with BIRILLO ABS hand-shower
- with MASTER Ø225mm "Round" metal shower head
 - with metal flexible hose 1500 mm

Finiture - Finishes EUR
CR

ZCOL 622 MASTER TOP

- con doccia MASTER in metallo
 - con soffione MASTER "Tondo" Ø225mm in metallo
 - con flessibile PVC argento 1500 mm
- with MASTER metal hand-shower
- with MASTER Ø225mm "Round" metal shower head
 - with PVC silver flexible hose 1500 mm

CR

ZCOL 622K MASTER TOP KING

- con doccia MASTER in metallo
 - con soffione MASTER KING "Tondo" Ø300mm in metallo
 - con flessibile PVC argento 1500 mm
- with MASTER metal hand-shower
- with MASTER KING Ø300mm "Round" metal shower head
 - with PVC silver flexible hose 1500 mm

CR

*MISURA CONSIGLIATA
*SUGGESTED SIZE

3 - SUPPORTI / CONNECTIONS KIT

Supporto a muro "Tondo" per collegamento doccia esterno completo di:

- flessibile ottone 1/2"x1/2"G - l.600mm / * CR
- flessibile PVC argento 1/2"x1/2"G - l.600mm / * CRAG

"Round" connection kit for external shower mixer complete with:

- 1/2"Gx1/2"G brass flexible hose - l.600mm / * CR
- 1/2"Gx1/2"G silver PVC hose - l.600mm / * CRAG



ZCOL 839

per colonne doccia ZCOL611-622-622K
for ZCOL611-622-622K shower columns

Finiture - Finishes EUR
CR

CRAG

Supporto a muro "Tondo" con presa acqua completo di:

- attacco superiore 3/4"G
- attacco a muro 1/2"G

"Round" wall bracket with water intake complete with:

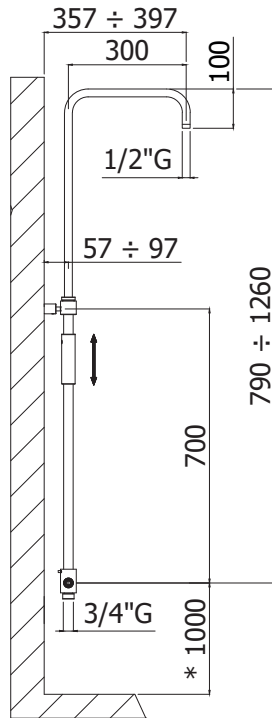
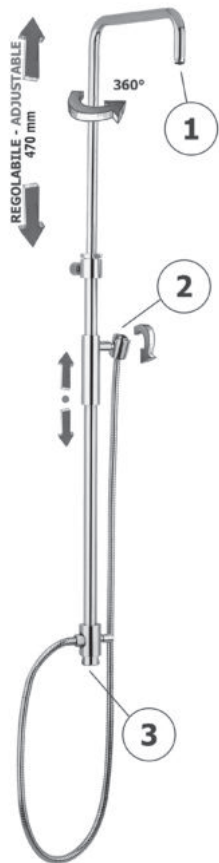
- 3/4"G upper connection
- 1/2"G wall connection



ZCOL 841

per colonne doccia ZCOL611-622-622K
for ZCOL611-622-622K shower columns

Finiture - Finishes EUR
CR



*MISURA CONSIGLIATA
*SUGGESTED SIZE

Colonna doccia regolabile MASTER PLUS completa di:

- deviatore
- supporto scorrevole tondo
- flessibile in metallo 1500mm

MASTER PLUS adjustable shower column complete with:

- diverter
- round sliding bracket
- metal flexible hose 1500mm

ZCOL 611CRX

senza doccia e senza soffione
without shower and shower head

Finiture - Finishes
CRX

EUR

1 - SOFFIONI / SHOWER HEADS

Soffione MASTER "Tondo" in metallo:
MASTER "Round" metal shower head:



ZSOF 074

ispezionabile - Ø225mm
inspectable - Ø225mm

Finiture - Finishes
CR EUR

Soffione BAHAMAS "Tondo" in metallo:
BAHAMAS "Round" metal shower head:



ZSOF 093

non ispezionabile - Ø230mm
not inspectable - Ø230mm

Finiture - Finishes
CR EUR

Soffione MASTER KING "Tondo" in metallo:
MASTER KING "Round" metal shower head:



ZSOF 079

ispezionabile - Ø300mm
inspectable - Ø300mm

Finiture - Finishes
CR EUR

Soffione JAMAICA "Tondo" Ø 300 mm in metallo:
JAMAICA Ø300mm "Round" metal shower head:



ZSOF 094

non ispezionabile - Ø300mm
not inspectable - Ø300mm

Finiture - Finishes
CR EUR

2 - DOCCE / HANDS SHOWERS

Doccia Master
Master hand-shower



ZDOC 067

(monogetto) in metallo
(single spray) metal

Finiture - Finishes
CR EUR

Doccia Majorca
Majorca hand-shower



ZDOC 070

(3 getti) in ABS - Ø80mm
(three spray-functions) ABS hand-shower
- Ø80mm

Finiture - Finishes
CR EUR

3 - SUPPORTI / CONNECTIONS KIT

Supporto a muro "Tondo" per collegamento doccia esterno completo di:

- flessibile ottone 1/2"x1/2"G - l.600mm
- "Round" connection kit for external shower mixer complete with:
- 1/2"Gx1/2"G brass flexible hose - l.600mm



ZCOL 839

per colonne doccia ZCOL611-611CRX
for ZCOL611-611CRX shower columns

Finiture - Finishes
CR EUR

Supporto a muro "Tondo" con presa acqua completo di:

- attacco superiore 3/4"G
 - attacco a muro 1/2"G
- "Round" wall bracket with water intake complete with:
- 3/4"G upper connection
 - 1/2"G wall connection

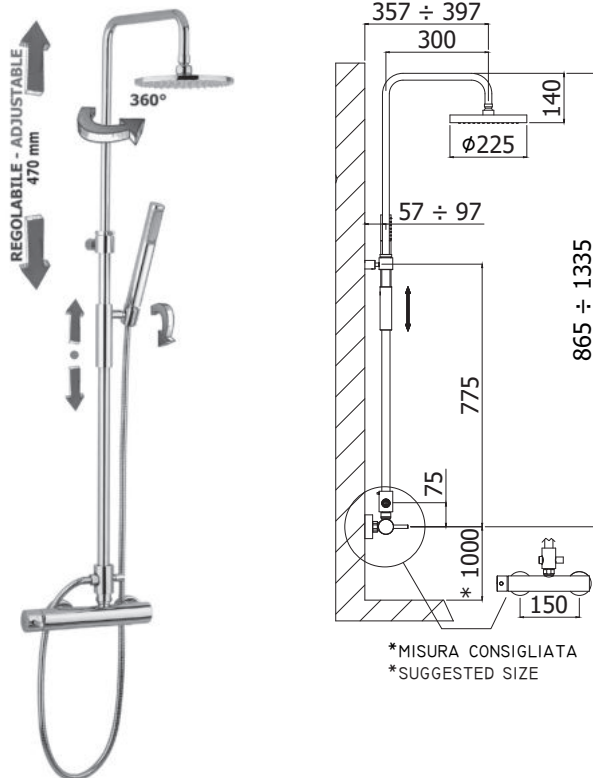


ZCOL 841

per colonne doccia ZCOL611-611CRX
for ZCOL611-611CRX shower columns

Finiture - Finishes
CR EUR

colonne doccia - shower columns



Colonna doccia regolabile MASTER PLUS completa di:

- deviatore
- supporto scorrevole tondo
- soffione MASTER "Tondo" Ø225mm in metallo
- miscelatore SK168RCR

MASTER PLUS adjustable shower column complete with:

- diverter
- round sliding bracket
- MASTER Ø225mm "Round" metal shower head
- mixer SK168RCR

ZCOL 601 MASTER PLUS

Finiture - Finishes **EUR**
CR

con doccia BIRILLO in ABS

- flessibile in metallo 1500mm
- with BIRILLO ABS hand-shower
- metal flexible hose 1500mm

ZCOL 621 MASTER TOP

CR

con doccia MASTER in metallo

- flessibile PVC argento 1500mm
- with MASTER metal hand-shower
- PVC silver flexible hose 1500mm

Colonna doccia regolabile EASY PLUS completa di:

- deviatore
- supporto fisso tondo
- doccia BIRILLO in ABS
- soffione MASTER "Tondo" Ø225mm in metallo
- flessibile in metallo 1500mm

EASY PLUS adjustable shower column complete with:

- diverter
- round fixed bracket
- BIRILLO ABS hand-shower
- MASTER Ø225mm "Round" metal shower head
- metal flexible hose 1500mm

ZCOL 603 EASY PLUS

Finiture - Finishes **EUR**
CR

con miscelatore SK168RCR

with mixer SK168RCR

ZCOL 613 EASY PLUS

CR

senza miscelatore

without mixer

3 - SUPPORTI / CONNECTIONS KIT

Supporto a muro "Tondo" per collegamento doccia esterno completo di:

- flessibile ottone 1/2"x1/2"G - 1.600mm
- "Round" connection kit for external shower mixer complete with:
- 1/2"Gx1/2"G brass flexible hose - 1.600mm



EASY PLUS adjustable shower column complete with:

- diverter
- round fixed bracket
- BIRILLO ABS hand-shower
- MASTER Ø225mm "Round" metal shower head
- metal flexible hose 1500mm

ZCOL 839

Finiture - Finishes **EUR**
CR

per colonna doccia ZCOL613

for ZCOL613 shower column

ZCOL 841

Finiture - Finishes **EUR**
CR

per colonna doccia ZCOL613

for ZCOL613 shower column

3 - SUPPORTI / CONNECTIONS KIT

Supporto a muro "Tondo" con presa acqua completo di:

- attacco superiore 3/4"G
- attacco a muro 1/2"G
- "Round" wall bracket with water intake complete with:
- 3/4"G upper connection
- 1/2"G wall connection



ZCOL 839

Finiture - Finishes **EUR**
CR

per colonna doccia ZCOL613

for ZCOL613 shower column

Supporto a muro "Tondo" con presa acqua completo di:

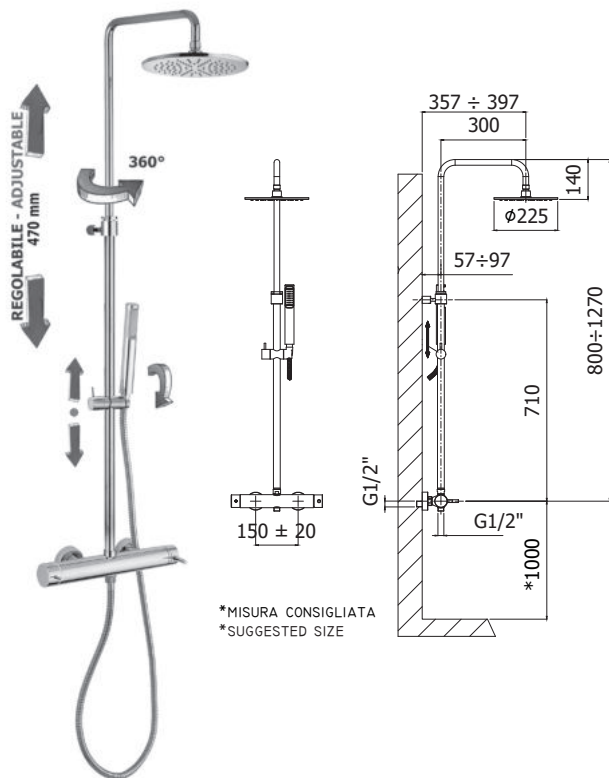
- attacco superiore 3/4"G
- attacco a muro 1/2"G
- "Round" wall bracket with water intake complete with:
- 3/4"G upper connection
- 1/2"G wall connection

ZCOL 841

Finiture - Finishes **EUR**
CR

per colonna doccia ZCOL613

for ZCOL613 shower column



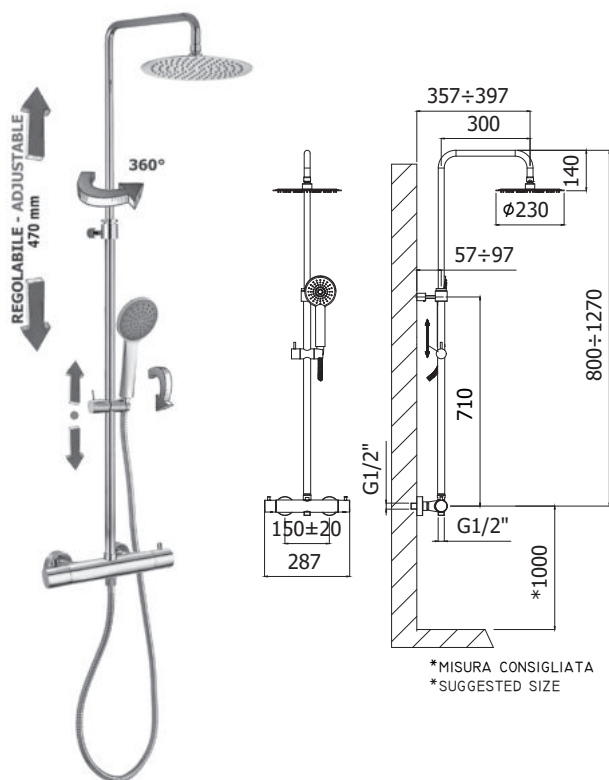
Colonna doccia regolabile NEW MINI MASTER completa di:

- deviatore
- supporto scorrevole tondo ECO
- doccia BIRILLO in ABS
- soffione MASTER tondo Ø225mm metallo
- flessibile in metallo 1500mm

NEW MINI MASTER adjustable shower column complete with:

- diverter
- round sliding bracket ECO
- Birillo ABS hand-shower
- MASTER Ø225mm "Round" metal shower head
- metal flexible hose 1500mm

ZCOL 599 NEW MINI MASTER Finiture - Finishes **EUR**
con miscelatore SK169CR (con deviatore) **CR**
with mixer SK169CR (with diverter)



Colonna doccia regolabile NEW MINI BIRILLO completa di:

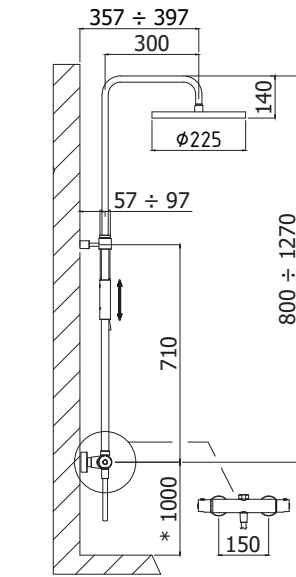
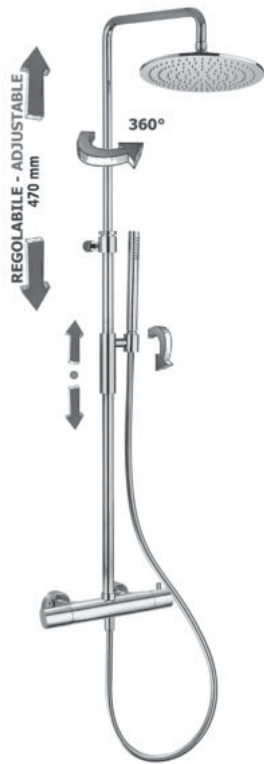
- supporto scorrevole tondo ECO
- doccia GIADA in ABS
- soffione BAHAMAS "Tondo" Ø230mm in metallo
- flessibile in metallo 1500mm

NEW MINI BIRILLO adjustable shower column complete with:

- round sliding bracket ECO
- ABS GIADA hand shower
- BAHAMAS Ø230mm "Round" metal shower head
- metal flexible hose 1500mm

ZCOL 589LIQ NEW MINI BIRILLO Finiture - Finishes **EUR**
con miscelatore termostatico LIQ169CR **CR**
(con deviatore)
with thermostatic shower mixer LIQ169CR
(with diverter)

colonne doccia - shower columns



*MISURA CONSIGLIATA
*SUGGESTED SIZE

Colonna doccia regolabile BIRILLO completa di:

- supporto scorrevole tondo
- doccia MASTER in metallo
- flessibile PVC argento 1500mm
- miscelatore termostatico LIQ169CR (con deviatore)

BIRILLO adjustable shower column complete with:

- round sliding bracket
- MASTER metal hand-shower
- Silver PVC hose 1500mm
- with thermostatic shower mixer LIQ169CR (with diverter)

ZCOL 646LIQ BIRILLO **Finiture - Finishes** **EUR**

con soffione MASTER tondo Ø225mm in metallo

CR

with MASTER Ø225mm round metal shower head

ST

ZCOL 646KLIQ

con soffione MASTER KING tondo Ø300mm in metallo

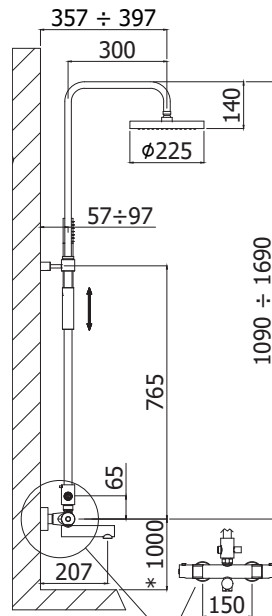
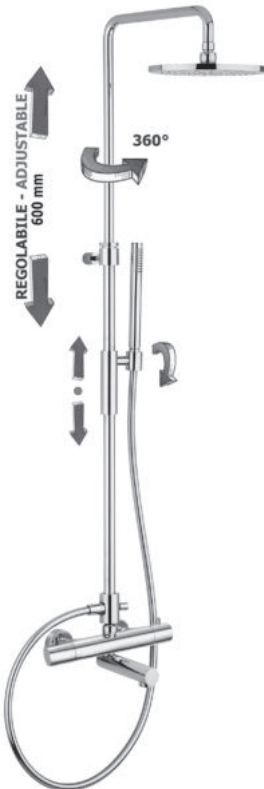
CR

with MASTER KING Ø300mm round metal shower head

HG

HGSP

ST



*MISURA CONSIGLIATA
*SUGGESTED SIZE

Colonna doccia regolabile BIRILLO completa di:

- deviatore
- supporto scorrevole tondo
- doccia MASTER in metallo
- soffione MASTER "Tondo" Ø225mm in metallo
- flessibile PVC argento 1500mm

BIRILLO adjustable shower column complete with:

- diverter
- round sliding bracket
- MASTER metal hand-shower
- MASTER Ø225mm "Round" metal shower head
- Silver PVC hose 1500mm

ZCOL 721LIQ BIRILLO **Finiture - Finishes** **EUR**

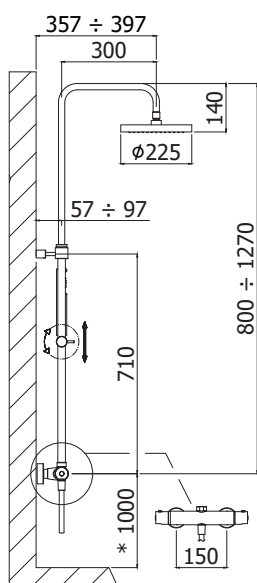
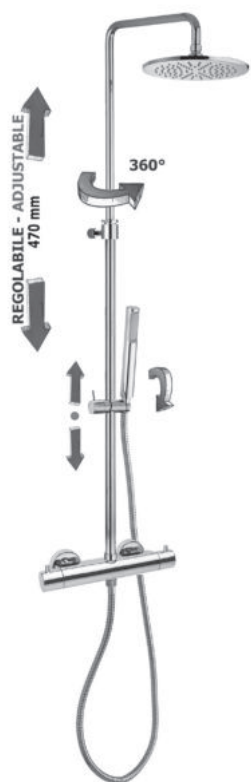
con tubo regolabile lungo

CR

• con miscelatore termostatico LIQ020CR (con deviatore)

with long adjustable tube

• thermostatic shower mixer LIQ020CR (with diverter)



*MISURA CONSIGLIATA
*SUGGESTED SIZE

Colonna doccia regolabile MINI BIRILLO COMFORT completa di:

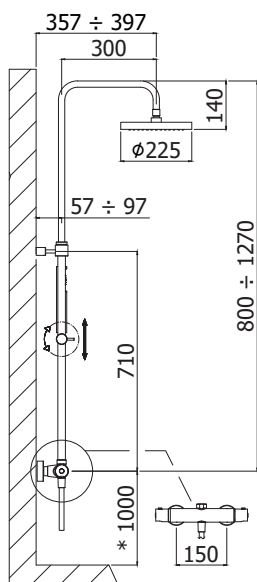
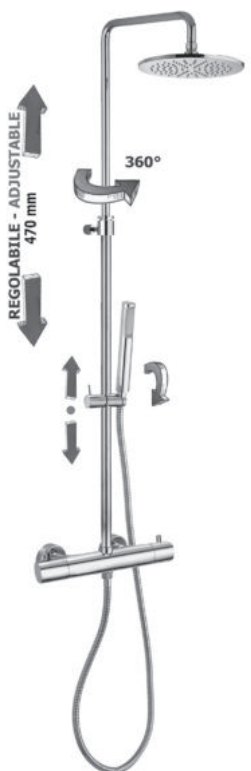
- supporto scorrevole tondo ECO
- doccia BIRILLO in ABS
- soffione MASTER "Tondo" Ø225mm in metallo
- flessibile in metallo 1500mm

MINI BIRILLO COMFORT adjustable shower column complete with:

- round sliding bracket ECO
- Birillo ABS hand-shower
- MASTER Ø225mm "Round" metal shower head
- metal flexible hose 1500mm

ZCOL 633LIQ MINI BIRILLO COMFORT Finiture - Finishes **EUR**
CR

con miscelatore termostatico LIQ469CR
(con deviatore) - COLD TOUCH
with thermostatic shower mixer LIQ469CR
(with diverter) - COLD TOUCH



*MISURA CONSIGLIATA
*SUGGESTED SIZE

Colonna doccia regolabile MINI BIRILLO completa di:

- supporto scorrevole tondo ECO
 - doccia
 - flessibile 1500mm
 - miscelatore termostatico LIQ169CR (con deviatore)
- MINI BIRILLO adjustable shower column complete with:
- round sliding bracket ECO
 - shower head
 - flexible hose 1500mm
 - with thermostatic shower mixer LIQ169CR (with diverter)

ZCOL 638LIQ MINI BIRILLO Finiture - Finishes **EUR**

con soffione MASTER tondo Ø225mm in metallo **CR**
with MASTER Ø225mm round metal shower head **BO**
with MASTER Ø225mm round metal shower head **NO**

ZCOL 638KLIQ MINI BIRILLO Finiture - Finishes **EUR**

con soffione MASTER KING tondo Ø300mm in metallo **CR**
with MASTER KING Ø300mm round metal shower head **BO**
with MASTER KING Ø300mm round metal shower head **NO**

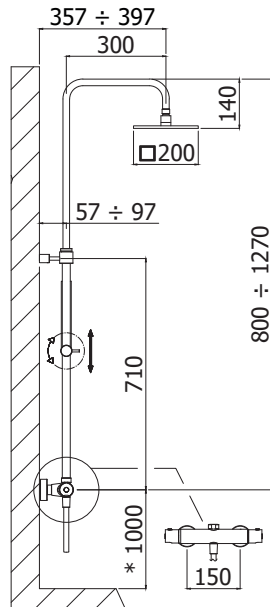
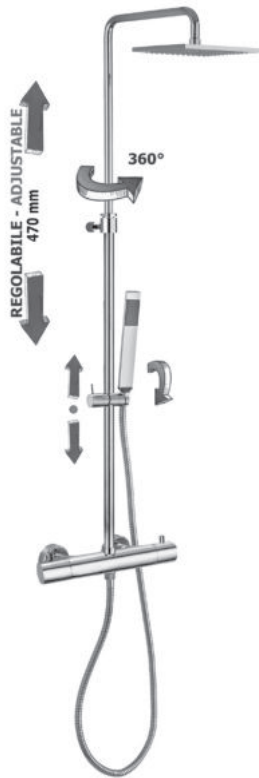
*CR con doccia BIRILLO in ABS - BO NO con doccia MASTER in metallo

*CR with BIRILLO ABS hand shower - BO NO with MASTER metal hand shower

*CR con flessibile metallo - BO NO con flessibile PVC colorato

*CR with metal flexible hose - BO NO with colored PVC hose

colonne doccia - shower columns



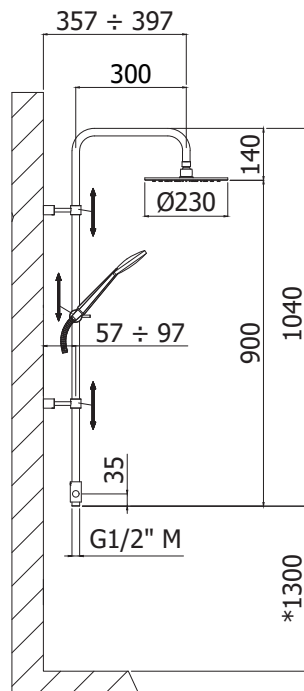
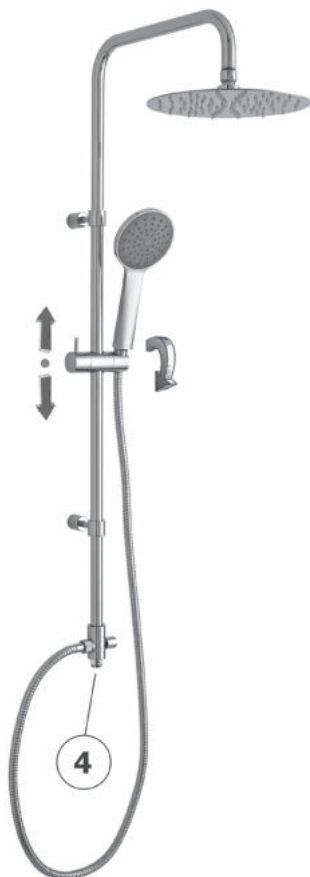
*MISURA CONSIGLIATA
*SUGGESTED SIZE

Colonna doccia regolabile BIRILLO SQUARE completa di:

- supporto scorrevole tondo ECO
 - doccia PREMIUM in metallo
 - flessibile 1500mm
 - miscelatore termostatico LIQ169CR (con deviatore)
- BIRILLO SQUARE adjustable shower column complete with:
- round sliding bracket ECO
 - Premium metal hand-shower
 - flexible hose 1500mm
 - with thermostatic shower mixer LIQ169CR (with diverter)

| ZCOL 641LIQ BIRILLO SQUARE | Finiture - Finishes | EUR |
|---|---------------------|-----|
| con soffione SYNCRO quadro 200x200mm in metallo | CR | |
| with SYNCRO 200x200mm "Square" metal shower head | NO | |
| ZCOL 641KLIQ BIRILLO SQUARE | | |
| con soffione SYNCRO KING quadro 300x300mm in metallo | CR | |
| with SYNCRO KING 300x300mm "Square" metal shower head | NO | |

*CR con flessibile metallo - NO con flessibile PVC colorato
*CR with metal flexible hose - NO with colored PVC hose



*MISURA CONSIGLIATA
*SUGGESTED SIZE

Colonna doccia BIRILLO YOUNG completa di:

- deviatore
 - supporti scorrevoli tondi
 - supporto doccia scorrevole tondo
 - doccia GIADA in ABS
 - soffione BAHAMAS "Tondo" Ø230mm in metallo
 - flessibile in metallo 1500mm
- BIRILLO YOUNG shower column complete with:
- diverter
 - round slider
 - round sliding brackets
 - ABS GIADA hand shower
 - BAHAMAS Ø230mm "Round" metal shower head
 - metal flexible hose 1500mm

| ZCOL 680 BIRILLO YOUNG | Finiture - Finishes | EUR |
|------------------------|---------------------|-----|
| con tubo fisso | CR | |
| • senza miscelatore | | |
| with fixed tube | | |
| • without mixer | | |

4 - FLESSIBILI / FLEXIBLE HOSES

Flessibile ottone 1/2" x 1/2" l. 600 mm doppia aggraffatura
l. 600 mm 1/2" x 1/2" double interlock brass flexible hose

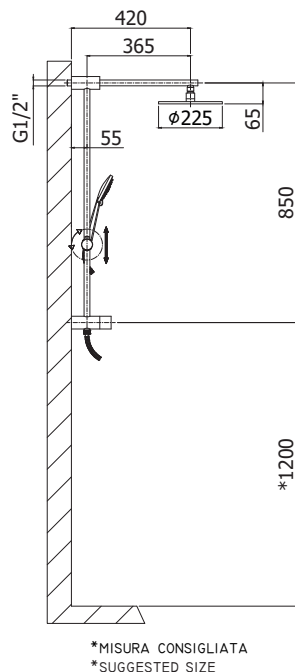


| ZFLO 032 | Finiture - Finishes | EUR |
|---------------------------|---------------------|-----|
| per colonna ZCOL680 | CR | |
| for ZCOL680 shower column | | |

Flessibile 1500 mm doppia aggraffatura con calotta conica
1500 mm double interlock metal flexible hose with conical nut



| ZFLO 001 | Finiture - Finishes | EUR |
|---------------------------|---------------------|-----|
| per colonna ZCOL680 | CR | |
| for ZCOL680 shower column | | |



Colonna doccia "UP" con presa acqua completa di:

- deviatore
- supporto doccia scorrevole tondo
- doccia GIADA monogetto in ABS
- soffione MASTER "Tondo" Ø225mm in metallo
- flessibile in metallo 1500mm

"UP" shower column, with upside water inlet complete with:

- diverter
- round sliding brackets
- ABS single spray GIADA hand shower
- MASTER Ø225mm "Round" metal shower head
- metal flexible hose 1500mm

ZCOL 687 UP

Finiture - Finishes

EUR

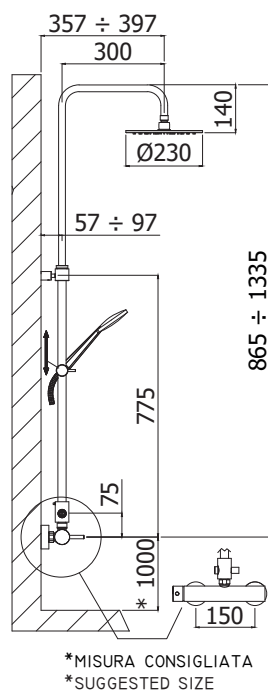
con tubo fisso

CR

• senza miscelatore

with fixed tube

• without mixer



Colonna doccia regolabile MINI MASTER completa di:

- supporto scorrevole tondo ECO
- doccia GIADA in ABS
- soffione BAHAMAS "Tondo" Ø230mm in metallo
- flessibile in metallo 1500mm

MINI MASTER adjustable shower column complete with:

- round sliding bracket ECO
- ABS GIADA hand shower
- BAHAMAS Ø230mm "Round" metal shower head
- metal flexible hose 1500mm

ZCOL 686SK2 MINI MASTER

Finiture - Finishes

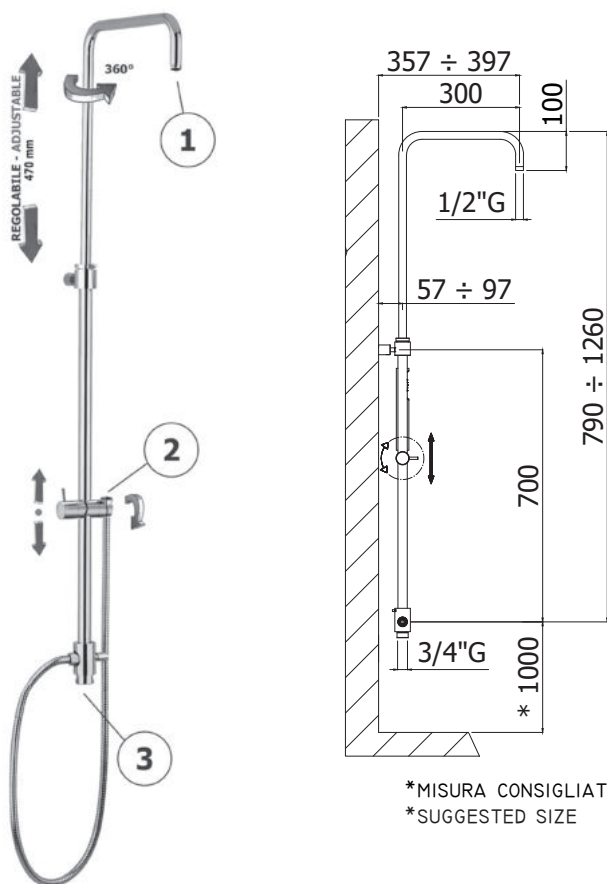
EUR

con miscelatore SK168RCR

CR

with mixer SK168RCR

colonne doccia - shower columns



Colonna doccia regolabile MINI MASTER completa di:

- deviatore
- supporto scorrevole tondo ECO
- flessibile in metallo 1500mm

MINI MASTER adjustable shower column complete with:

- diverter
- round sliding bracket ECO
- metal flexible hose 1500mm

ZCOL 686CRX MINI MASTER Finiture - Finishes **CRX** EUR

senza miscelatore

- senza doccia e senza soffione

without mixer

- without shower and shower head

1 - SOFFIONI / SHOWER HEADS

Soffione MASTER "Tondo" in metallo:
MASTER "Round" metal shower head:



ZSOF 074

ispezionabile - Ø225mm
inspectable - Ø225mm

Finiture - Finishes **CR** EUR

Soffione BAHAMAS "Tondo" in metallo:
BAHAMAS "Round" metal shower head:



ZSOF 093

non ispezionabile - Ø230mm
not inspectable - Ø230mm

Finiture - Finishes **CR** EUR

2 - DOCCE / HANDS SHOWERS

Doccia Master
Master hand-shower



ZDOC 067

(monogetto) in metallo
(single spray) metal

Finiture - Finishes **CR** EUR

Doccia Giada
Giada hand-shower

ZDOC 105

(monogetto) in ABS - Ø105mm
(single spray) in ABS - Ø105mm

Finiture - Finishes **CR** EUR

3 - SUPPORTI / CONNECTIONS KIT

Supporto a muro "Tondo" per collegamento doccia esterno completo di:

- con flessibile ottone 1/2"x1/2"G - l.600mm

"Round" connection kit for external shower mixer complete with:

- with 1/2"x1/2"G brass flexible hose - l.600mm



ZCOL 839

per colonna doccia ZCOL686CRX
for ZCOL686CRX shower column

Finiture - Finishes **CR** EUR

Supporto a muro "Tondo" con presa acqua completo di:

- attacco superiore 3/4"G
- attacco a muro 1/2"G

"Round" wall bracket with water intake complete with:

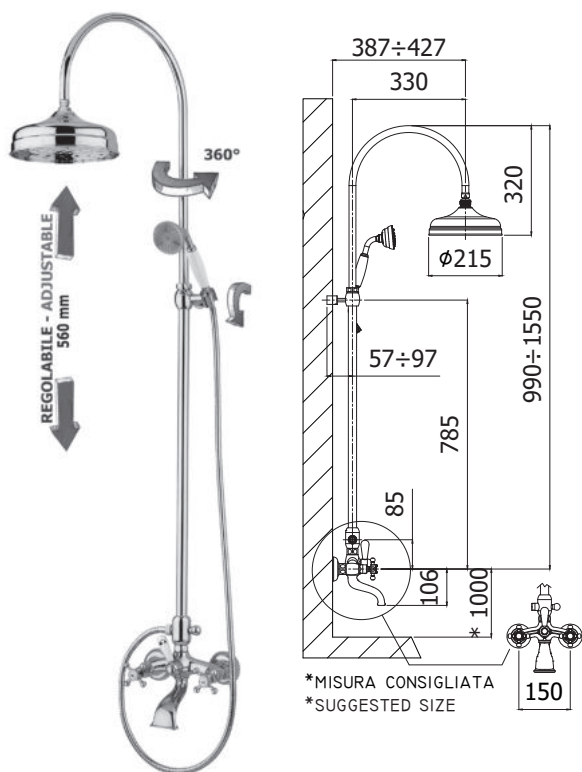
- 3/4"G upper connection
- 1/2"G wall connection



ZCOL 841

per colonna doccia ZCOL686CRX
for ZCOL686CRX shower column

Finiture - Finishes **CR** EUR



Colonna doccia regolabile BELINDA completa di:

- deviatore
- supporto fisso sferico
- doccia Retrò BELINDA monogetto
- soffione BELINDA Ø215mm in metallo
- flessibile in metallo 1500mm

BELINDA adjustable shower column complete with:

- diverter
- spheric fixed bracket
- BELINDA Retrò (single spray) hand shower
- BELINDA Ø 215mm metal shower head
- metal flexible hose 1500mm

ZCOL 202 . . -022L

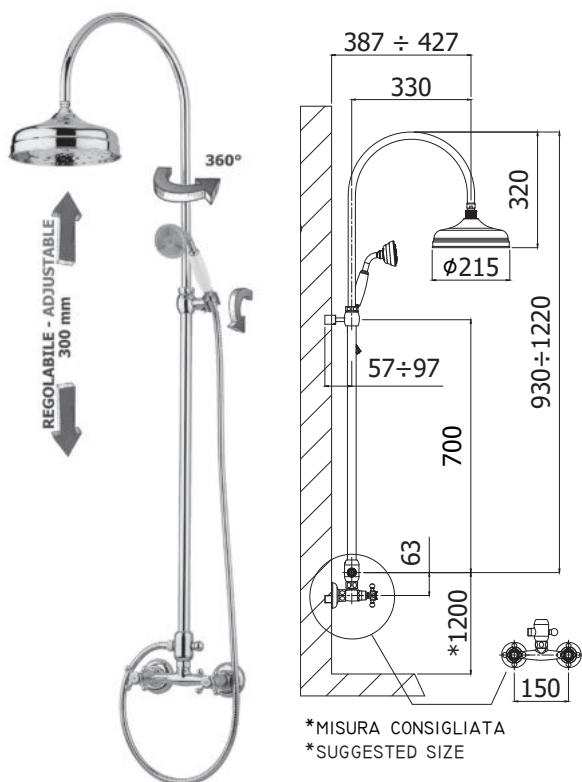
con gruppo vasca/doccia FBLV022 . .
with bath/shower mixer FBLV022 . .

Finiture - Finishes

EUR

CR

BR



Colonna doccia regolabile BELINDA completa di:

- deviatore
- supporto fisso sferico
- doccia Retrò BELINDA monogetto
- soffione BELINDA Ø215mm in metallo
- flessibile in metallo 1500mm

BELINDA adjustable shower column complete with:

- diverter
- spheric fixed bracket
- BELINDA Retrò (single spray) hand shower
- BELINDA Ø 215mm metal shower head
- metal flexible hose 1500mm

ZCOL 201

con gruppo doccia FBLV168R
with shower mixer FBLV168R

Finiture - Finishes

EUR

CR

BR

ZCOL 200

senza gruppo doccia
without shower mixer

CR

BR

ZCOL 802

Supporto a muro "Sferico" per collegamento doccia esterno completo di:

- flessibile ottone 1/2"x1/2"G - 1.600mm
- per colonna ZCOL200

"Spheric" connection kit for external shower mixer complete with:

- 1/2"Gx1/2"G brass flexible hose - 1.600mm
- for ZCOL200 shower column



CR

BR

ZCOL 900

Supporto a muro "Sferico" con presa acqua completo di:

- attacco superiore 3/4"G
- attacco a muro 1/2"G
- per colonna ZCOL200

"Spheric" wall bracket with water intake complete with:

- 3/4"G upper connection
- 1/2"G wall connection
- for ZCOL200 shower column



CR

BR

colonne doccia - shower columns ricambi - spare parts

| | | | |
|--|------------------|--|---|
| | ZACC146 | Valvolina antiritorno Ø15 mm per artt. ZCOL200 - ZCOL201 - ZCOL202..-022L - ZCOL589 - ZCOL599 - ZCOL633 - ZCOL638 - ZCOL638K - ZCOL641 - ZCOL641K - ZCOL646 - ZCOL646K - ZCOL655 - ZCOL665 - ZCOL668 - ZCOL687 Ø15 mm check valve for artt. ZCOL200 - ZCOL201 - ZCOL202..-022L - ZCOL589 - ZCOL599 - ZCOL633 - ZCOL638 - ZCOL638K - ZCOL641 - ZCOL641K - ZCOL646 - ZCOL646K - ZCOL655 - ZCOL665 - ZCOL668 - ZCOL687 | Finiture - Finishes EUR |
| | ZA91103R | Cartuccia completa Ø 35 mm con distributore per miscelatore per artt. ZCOL607 - ZCOL620 Complete cartridge Ø35 with distributor for mixer for artt. ZCOL607 - ZCOL620 | Finiture - Finishes EUR |
| | ZA 91104R | Cartuccia completa Ø 35 mm senza distributore per miscelatore per artt. ZCOL599 - ZCOL601 - ZCOL603 - ZCOL621 - ZCOL686SK2 Complete cartridge Ø35 without distributor for mixer for artt. ZCOL599 - ZCOL601 - ZCOL603 - ZCOL621 - ZCOL686SK2 | Finiture - Finishes EUR |
| | ZVIT001 | Vitone dischi ceramici 90° dx per artt. ZCOL000 - ZCOL000..-022L 90° ceramic disc valve right for artt. ZCOL000 - ZCOL000..-022L | Finiture - Finishes EUR |
| | ZVIT028 | Cartuccia deviatore Ø35 per artt. ZCOL589 - ZCOL638 - ZCOL638K - ZCOL641 - ZCOL641K - ZCOL646 - ZCOL646K - ZCOL721 Diverter cartridge Ø35 for artt. ZCOL589 - ZCOL638 - ZCOL638K - ZCOL641 - ZCOL641K - ZCOL646 - ZCOL646K - ZCOL721 | Finiture - Finishes EUR |
| | ZVIT058 | Cartuccia deviatore Ø30 mm per artt. ZCOL655 - ZCOL665 Diverter cartridge Ø30 for artt. ZCOL655 - ZCOL665 | Finiture - Finishes EUR |
| | ZVIT064 | Cartuccia termostatica con maniglia graduata per artt. ZCOL655 - ZCOL665 Thermostatic cartridge with graduated handle for artt. ZCOL655 - ZCOL665 | Finiture - Finishes EUR CR ST |
| | ZVIT087 | Cartuccia termostatica per artt. ZCOL589 - ZCOL638 - ZCOL638K - ZCOL641 - ZCOL641K - ZCOL646 - ZCOL646K - ZCOL721 Thermostatic cartridge for artt. ZCOL589 - ZCOL638 - ZCOL638K - ZCOL641 - ZCOL641K - ZCOL646 - ZCOL646K - ZCOL721 | Finiture - Finishes EUR CR BO NO HG HGSP ST |



ZVIT093 Cartuccia termostatica coassiale Ø40 mm per art. ZCOL682
Coaxial thermostatic cartridge Ø40 mm for art. ZCOL682

Finiture - Finishes **EUR**



ZVIT106 Cartuccia termostatica per art. ZCOL673
Thermostatic cartridge for art. ZCOL673

Finiture - Finishes **EUR**



ZVIT095 Cartuccia deviatore (2 uscite) per art. ZCOL672
Diverter cartridge (2 outlets) for art. ZCOL672
ZVIT107 Cartuccia deviatore (2 uscite) con STOP per art. ZCOL673
Diverter cartridge (2 outlets) with STOP for art. ZCOL673

Finiture - Finishes **EUR**



ZVIT100 Cartuccia deviatore (3 uscite) senza STOP per art. ZCOL682
Diverter cartridge (3 outlets) without STOP for art. ZCOL682

Finiture - Finishes **EUR**



ZVIT096 Cartuccia miscelatore Ø35 mm senza distributore per art. ZCOL672
Mixer cartridge Ø35 mm without distributor for art. ZCOL672

Finiture - Finishes **EUR**



ZVIT123 Set cartuccia termostatica per art. ZCOL668
Thermostatic cartridge set for art. ZCOL668

Finiture - Finishes **EUR**



ZVIT124 Set vitone per art. ZCOL668
Ceramic disc valve set for art. ZCOL668

Finiture - Finishes **EUR**











ZVIT125 Cartuccia termostatica per art. ZCOL633
Thermostatic cartridge for art. ZCOL633

Finiture - Finishes **EUR**
CR






colonne doccia - shower columns ricambi - spare parts

| | | <u>Finiture - Finishes</u> | <u>EUR</u> |
|---|---|--|------------|
|  | ZVIT126 Cartuccia deviatore (2 uscite) per art. ZCOL633 Diverter cartridge (2 outlets) for art. ZCOL633 | | |
|  | ZMAN121 Maniglia per cartuccia deviatore per artt. ZCOL655 - ZCOL665 Handle for diverter cartridge for artt. ZCOL655 - ZCOL665 | <u>Finiture - Finishes</u> CR ST | <u>EUR</u> |
|  | ZMAN164 Maniglia per cartuccia deviatore per art. 169 Handle for diverter cartridge for art. 169 | <u>Finiture - Finishes</u> CR | <u>EUR</u> |
|  | ZMAN142 Maniglia per cartuccia deviatore per art. ZCOL672 Handle for diverter cartridge for art. ZCOL672 | <u>Finiture - Finishes</u> CR | <u>EUR</u> |
|  | ZMAN143 Maniglia per cartuccia miscelatore per art. ZCOL672 Handle for mixer cartridge for art. ZCOL672 | CR | |
|  | ZMAN144 Maniglia per cartuccia deviatore per artt. ZCOL673-ZCOL682 Handle for diverter cartridge for artt. ZCOL673-ZCOL682 | <u>Finiture - Finishes</u> CR | <u>EUR</u> |
|  | ZMAN145 Maniglia per cartuccia termostatica per art. ZCOL682 Handle for thermostatic cartridge for art. ZCOL682 | CR | |
|  | ZMAN151 Maniglia per cartuccia termostatica per art. ZCOL673 Handle for thermostatic cartridge for art. ZCOL673 | CR | |
|  | ZMAN213 Maniglia per vitone per art. ZCOL668 Handle for ceramic disc valve for art. ZCOL668 | <u>Finiture - Finishes</u> CR | <u>EUR</u> |
|  | ZMAN214 Maniglia per cartuccia termostatica per art. ZCOL668 Handle for thermostatic cartridge for art. ZCOL668 | <u>Finiture - Finishes</u> CR | <u>EUR</u> |
|  | ZLEV085 Leva per miscelatore per artt. ZCOL599 - ZCOL601 - ZCOL603 - ZCOL621 - ZCOL686SK2 Lever for mixer for artt. ZCOL599 - ZCOL601 - ZCOL603 - ZCOL621 - ZCOL686SK2 | <u>Finiture - Finishes</u> CR | <u>EUR</u> |

| | | |
|---|--|---|
|  | <p>ZLEV098 Leva CUBO per miscelatore per artt. ZCOL607 - ZCOL620 CUBO lever for mixer for artt. ZCOL607 - ZCOL620</p> | <p>Finiture - Finishes EUR CR</p> |
|  | <p>ZCOL822 Supporto doccia scorrevole quadro per colonna ZCOL665 SQUARE metal slider bracket for ZCOL665 shower column</p> | <p>Finiture - Finishes EUR CR</p> |
|  | <p>ZCOL843 Supporto doccia scorrevole TONDO in metallo per colonne ZCOL601 - ZCOL611 - ZCOL621 - ZCOL622 - ZCOL622K - ZCOL646 - ZCOL686 - ZCOL721 ROUND metal slider bracket for ZCOL601 - ZCOL611 - ZCOL621 - ZCOL622 - ZCOL622K - ZCOL646 - ZCOL686 - ZCOL721 shower columns</p> | <p>Finiture - Finishes EUR CR ST</p> |
|  | <p>ZCOL859 Supporto doccia scorrevole TONDO eco per colonne ZCOL589 - ZCOL599 - ZCOL633 - ZCOL638 - ZCOL638K - ZCOL641 - ZCOL641K - ZCOL686CRX - ZCOL686SK2 ROUND eco slider bracket for ZCOL589 - ZCOL599 - ZCOL633 - ZCOL638 - ZCOL638K - ZCOL641 - ZCOL641K - ZCOL686CRX - ZCOL686SK2 shower columns</p> <p>ZSAL173 Supporto doccia scorrevole TONDO per art. ZCOL680 ROUND slider bracket for art. ZCOL680</p> | <p>Finiture - Finishes EUR CR BO NO CR</p> |
|  | <p>ZSAL174 Supporto doccia scorrevole TONDO per colonna ZCOL687 ROUND slider bracket for ZCOL687 shower column</p> | <p>Finiture - Finishes EUR CR</p> |
|  | <p>ZCOL844 Supporto doccia scorrevole QUADRO in metallo per colonne ZCOL615 - ZCOL620 - ZCOL626 - ZCOL626K - ZCOL655 SQUARE metal slider bracket for ZCOL615 - ZCOL620 - ZCOL626 - ZCOL626K - ZCOL655 shower columns</p> | <p>Finiture - Finishes EUR CR ST</p> |
|  | <p>ZCOL831 Supporto doccia fisso quadro per colonne ZCOL607 - ZCOL617 Square fixed hand-shower bracket for ZCOL607 - ZCOL617 shower columns</p> | <p>Finiture - Finishes EUR CR</p> |
|  | <p>ZCOL847 Supporto doccia fisso tondo in metallo per colonne ZCOL603- ZCOL613 Round fixed hand-shower bracket for ZCOL603 - ZCOL613 shower columns</p> | <p>Finiture - Finishes EUR CR</p> |

colonne doccia - shower columns ricambi - spare parts

| | | <u>Finiture - Finishes</u> | <u>EUR</u> |
|---|--|----------------------------|------------|
|  | ZCOL811 deviatore doccia / soffione per colonne ZCOL687 Hand-shower / shower head diverter kit for ZCOL687 shower column | CR | |
|  | ZCOL848 Blocco TONDO con deviatore doccia / soffione per colonne ZCOL601 - ZCOL603 - ZCOL611 - ZCOL613 - ZCOL621 - ZCOL622 - ZCOL622K - ZCOL686CRX - ZCOL686SK2 Round hand-shower / shower head diverter kit for ZCOL601 - ZCOL603 - ZCOL611 - ZCOL613 - ZCOL621 - ZCOL622 - ZCOL622K - ZCOL686CRX - ZCOL686SK2 shower columns ZCOL888 Blocco TONDO con deviatore doccia / soffione per colonna ZCOL721 Round hand-shower / shower head diverter kit for ZCOL721 shower column ZCOL803 Blocco TONDO con deviatore doccia / soffione per colonna ZCOL680 Round hand-shower / shower head diverter kit for ZCOL680 shower column | CR CR CR | |
|  | ZCOL805 Deviatore doccia / soffione con valvolina di non ritorno per colonna ZCOL680 Hand shower / shower head diverter with check valve for ZCOL680 shower column | CR | |
|  | ZDEV088 ..V Deviatore doccia / soffione per colonne ZCOL601 - ZCOL603 - ZCOL611 - ZCOL613 - ZCOL621 - ZCOL622 - ZCOL622K - ZCOL686CRX - ZCOL686SK2 - ZCOL721 Hand-shower / shower head diverter for ZCOL601 - ZCOL603 - ZCOL611 - ZCOL613 - ZCOL621 - ZCOL622 - ZCOL622K - ZCOL686CRX - ZCOL686SK2 - ZCOL721 shower columns | CR | |
|  | ZDEV109 Cartuccia deviatore (2 uscite) Ø30 mm senza STOP per art. 169 Diverter cartridge (2 outlets) Ø30 mm without STOP for art. 169 | | |
|  | ZDEV113 Deviatore a pulsante per art. ZCOL668 Push diverter for art. ZCOL668 | | |
|  | ZDEV114 Pulsante per deviatore DOCCIA per art. ZCOL668 Button for SHOWER diverter for art. ZCOL668 ZDEV115 Pulsante per deviatore SOFFIONE per art. ZCOL668 Button for SHOWER HEAD diverter for art. ZCOL668 | CR CR | |
|  | ZCOL860 Blocco QUADRO con deviatore doccia / soffione per colonne ZCOL615 - ZCOL620 - ZCOL626 - ZCOL626K SQUARE hand-shower / shower head diverter kit for ZCOL615 - ZCOL620 - ZCOL626 - ZCOL626K shower columns | CR | |

| | | |
|---|---|--|
|  | <p>ZCOL861..V Deviatore doccia / soffione per colonne ZCOL615 - ZCOL620 - ZCOL626 - ZCOL626K - ZCOL634 Hand-shower / shower head diverter for ZCOL615 - ZCOL620 - ZCOL626 - ZCOL626K - ZCOL634 shower columns</p> | <p>Finiture - Finishes EUR CR</p> |
|  | <p>ZCOL862 Blocco BOMBATO con deviatore doccia / soffione per colonne ZCOL000 - ZCOL100 SPHERIC hand-shower / shower head diverter kit for ZCOL000 - ZCOL100 shower columns</p> <p>ZCOL812 Blocco BOMBATO con deviatore doccia / soffione per colonne ZCOL200 - ZCOL201 - ZCOL202..-022L SPHERIC hand-shower / shower head diverter kit for ZCOL200 - ZCOL201 - ZCOL202..-022L shower columns</p> | <p>Finiture - Finishes EUR CR BR CR BR</p> |
|  | <p>ZCOL863..V Deviatore doccia / soffione per colonne ZCOL000 - ZCOL100 Hand-shower / shower head diverter for ZCOL000 - ZCOL100 shower columns</p> <p>ZDEV116..V Deviatore doccia / soffione per colonne ZCOL200 - ZCOL201 - ZCOL202..- 022L Hand-shower / shower head diverter for ZCOL200 - ZCOL201 - ZCOL202..- 022L shower columns</p> | <p>Finiture - Finishes EUR CR BR CR BR</p> |
|  | <p>ZCOL836 Blocco QUADRO con deviatore doccia / soffione per colonne ZCOL607 - ZCOL617 SQUARE hand-shower / shower head diverter kit for ZCOL607 - ZCOL617 shower columns</p> | <p>Finiture - Finishes EUR CR</p> |
|  | <p>ZCOL837 Cartuccia deviatore per colonne ZCOL607 - ZCOL617 Diverter cartridge for ZCOL607 - ZCOL617 shower columns</p> | <p>Finiture - Finishes EUR</p> |
|  | <p>ZCOL855 Supporto a muro TONDO con fissaggio per colonne ZCOL200 - ZCOL201 - ZCOL202..-022L - ZCOL589 - ZCOL599 - ZCOL601 - ZCOL603 - ZCOL611 - ZCOL622 - ZCOL622K - ZCOL613 - ZCOL621 - ZCOL633 - ZCOL638 - ZCOL638K - ZCOL641 - ZCOL641K - ZCOL646- ZCOL646K - ZCOL680 - ZCOL686CRX - ZCOL686SK2 - ZCOL721 ROUND wall bracket with fixing kit for ZCOL200 - ZCOL201 - ZCOL202..-022L - ZCOL589 - ZCOL599 - ZCOL601 - ZCOL603 - ZCOL611 - ZCOL622 - ZCOL622K - ZCOL613 - ZCOL621 - ZCOL633 - ZCOL638 - ZCOL638K - ZCOL641 - ZCOL641K - ZCOL646- ZCOL646K - ZCOL680 - ZCOL686CRX - ZCOL686SK2 - ZCOL721 shower columns</p> | <p>Finiture - Finishes EUR CR BO NO HG HGSP ST</p> |
|  | <p>ZCOL856 Supporto a muro QUADRO con fissaggio per colonne ZCOL615 - ZCOL620 - ZCOL626 - ZCOL626K - ZCOL655 - ZCOL665 ROUND wall bracket with fixing kit for ZCOL615 - ZCOL620 - ZCOL626 - ZCOL626K - ZCOL655 - ZCOL665 shower columns</p> | <p>Finiture - Finishes EUR CR ST</p> |
|  | <p>ZCOL864 Supporto a muro con fissaggio per colonne ZCOL000 - ZCOL100 Wall bracket with fixing kit for ZCOL000 - ZCOL100 shower columns</p> | <p>Finiture - Finishes EUR CR BR</p> |

colonne doccia - shower columns ricambi - spare parts

| | | |
|---|--|---|
|  | ZFLO001 Flessibile 1500mm doppia aggraffatura con calotta conica 1500mm double interlock metal flexible hose with conical nut | Finiture - Finishes EUR CR BR |
|  | ZFLO031 Flessibile PVC argento 1/2" x 1/2" l. 1500mm doppia calotta conica, una girevole l. 1500mm 1/2" x 1/2" twist free Silver PVC hose with double conical nuts | Finiture - Finishes EUR AG |
|  | ZFLO032 Flessibile ottone 1/2" x 1/2" l. 600 mm doppia aggraffatura per supporto a muro ZCOL839 - ZCOL840 - ZCOL802 l. 600 mm 1/2" x 1/2" double interlock brass flexible hose for ZCOL839 - ZCOL840 - ZCOL802 wall brackets Flessibile PVC argento 1/2" x 1/2" l. 600 mm per supporto a muro ZCOL839 - ZCOL840 - ZCOL802 600 mm 1/2" x 1/2" Silver PVC hose for ZCOL839 - ZCOL840 - ZCOL802 wall brackets | Finiture - Finishes EUR CR BR AG |
|  | ZFLO071 Flessibile PVC colorato 1/2"x1/2"G - 1500mm 1/2"x1/2"G colored PVC hose - 1500mm | Finiture - Finishes EUR BO NO |
|  | ZFLO075 Flessibile ottone Lusso 1/2"Gx1/2"G con calotta conica girevole - 1500mm Luxury 1/2"Gx1/2"G twist-free brass flexible hose with conical nut - 1500mm | Finiture - Finishes EUR HG HGSP ST |
|  | ZCAL007 Calotta 3/4" per artt. ZCOL848 - ZCOL860 3/4" nut for artt. ZCOL848 - ZCOL860 ZCAL009 Calotta 3/4" per artt. ZCOL200 - ZCOL201 - ZCOL202..-022L 3/4" nut for artt. ZCOL200 - ZCOL201 - ZCOL202..-022L ZCAL020 Calotta 1/2" per colonne ZCOL589 - ZCOL633 - ZCOL638 - ZCOL638K - ZCOL646 - ZCOL646K - ZCOL655 - ZCOL721 1/2" nut for ZCOL589 - ZCOL633 - ZCOL638 - ZCOL638K - ZCOL646 - ZCOL646K - ZCOL655 - ZCOL721 shower columns | Finiture - Finishes EUR CR CR CR BO NO HG HGSP ST |
|  | ZSED001 Sede per artt. ZCOL848 - ZCOL860 - ZCOL200 - ZCOL201 - ZCOL 202..-022L Seat for artt. ZCOL848 - ZCOL860 - ZCOL200 - ZCOL201 - ZCOL 202..-022L ZSED023 Sede per colonne ZCOL589 - ZCOL633 - ZCOL638 - ZCOL638K - ZCOL641 - ZCOL641K - ZCOL646 - ZCOL646K - ZCOL655 - ZCOL721 Seat for ZCOL589 - ZCOL633 - ZCOL638 - ZCOL638K - ZCOL641 - ZCOL641K - ZCOL646 - ZCOL646K - ZCOL655 - ZCOL721 shower columns | Finiture - Finishes EUR CR CR |
|  | ZCOL852 Set prolunga 12 mm supporto quadro per colonne ZCOL607 - ZCOL617 Wall bracket 12 mm square extension for ZCOL607 - ZCOL617 shower columns ZCOL853 Set prolunga 22 mm supporto quadro per colonne ZCOL607 - ZCOL617 Wall bracket 22 mm square extension for ZCOL607 - ZCOL617 shower columns | Finiture - Finishes EUR CR CR |



ZCOL820

Raccordo G1/2" F x G3/4" F per colonne ZCOL607 - ZCOL617 per collegamento miscelatore rovesciato art. 168R
 G1/2" F x G3/4" F connection nut for ZCOL607 - ZCOL617 shower columns with overturned mixer art. 168R

Finiture - Finishes **EUR**
CR



ZCOL908

Riduzione 3/4" x 1/2" per colonne ZCOL000 - ZCOL100
 3/4" x 1/2" connection for ZCOL000 - ZCOL100 shower columns

Finiture - Finishes **EUR**
CR



ZECC051

Eccentrico completo per art. ZCOL668
 Complete eccentric connection for art. ZCOL668

Finiture - Finishes **EUR**



ZSUP041

Supporto a muro con fissaggio per art. ZCOL668
 Wall bracket with fixing for art. ZCOL668

Finiture - Finishes **EUR**
CR



ZSOF135

Soffione per colonne BETA/GAMMA per artt. ZCOL672-ZCOL673
 Shower head for shower columns BETA/GAMMA for artt. ZCOL672-ZCOL673

Finiture - Finishes **EUR**
CR

saliscendi sliding rails

Una vasta gamma di saliscendi dalle linee essenziali e raffinate, per garantire la soluzione perfetta a qualsiasi requisito di installazione. Differenti misure di asta e di interasse, supporti fissi o regolabili, diverse tipologie di design e di doccette per adattarsi alla perfezione a tutti gli altri complementi d'arredo dell'ambiente bagno.

A wide range of sliding rail shower sets with clean and refined lines to ensure the perfect solution for any installation requirement. Different measures of rod and centre-distance, adjustable or fixed brackets, various types of design and hand-showers to fit perfectly with all the other bathroom fittings.



FINITURE | FINISHES

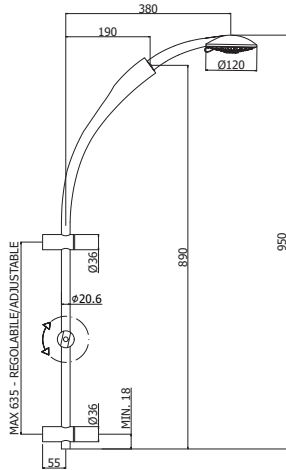
La serie **SALISCENDI** è disponibile nelle seguenti finiture:
SLIDING RAIL range is available in the following finishes:

| | | |
|-------------|--|--|
| CR | cromato chrome plated | (per tutti gli articoli) (for all items) |
| BO | bianco opaco matt white finish | (solo per artt. ZSAL135-146) (for artt. ZSAL135-146 only) |
| NO | nero opaco matt black finish | (solo per artt. ZSAL135-146) (for artt. ZSAL135-146 only) |
| ST | steel looking steel looking finish | (solo per artt. ZSAL135-145) (for artt. ZSAL135-145 only) |
| HG | Honey gold Honey gold finish | (solo per artt. ZSAL135) (for artt. ZSAL135 only) |
| HGSP | Honey gold spazzolato Brushed Honey gold finish | (solo per artt. ZSAL135) (for artt. ZSAL135 only) |

Finiture disponibili solo per artt. **ZSAL010-070**:
Finishes available for artt. **ZSAL010-070** only:

| | |
|-----------|---|
| CO | finitura cromo + gold finish chrome + gold finish |
| CC | finitura colore + cromo steel looking finish |
| CG | finitura colore + gold finish colour + gold finish |
| GF | gold finish gold finish |
| BR | finitura bronzo bronze finish |
| RM | finitura ramato copper finish |

saliscendi - sliding rails



Saliscendi TWIN completo di:

- asta Ø20,6 x L.910 mm in metallo
- supporti regolabili in ABS
- supporto doccia scorrevole in ABS
- doccia Prestige in ABS, 4 getti, Ø120 mm
- flex speciale metallo doppia aggraffatura 1500mm con calotta conica girevole

TWIN sliding rail shower set complete with:

- metal rod Ø20,6 x L.910 mm
- adjustable ABS wall brackets
- ABS slider bracket for hand-shower
- Prestige ABS hand shower, four-spray functions, Ø120 mm
- special double interlock twist-free metal flexible hose 1500mm with conical nut

ZSAL 197 TWIN

interasse MAX 635 mm

MAX distance between centres 635mm

Finiture - Finishes

CR

EUR

ZFLO 077

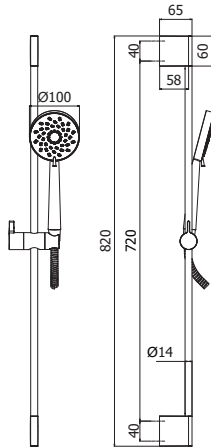
Flessibile speciale ottone doppia aggraffatura 1/2"Gx1/2"G con calotta conica girevole

- per art. ZSAL197

1/2"Gx1/2"G Special double interlock twist-free brass flexible hose with conical nut

- for art. ZSAL197

CR



Saliscendi LUNA TOP completo di:

- asta Ø14 x L.820 mm in metallo
- supporti fissi in ABS
- supporto doccia scorrevole in ABS
- doccia Luna in ABS, 3 getti, Ø100 mm
- flessibile ottone Lusso 1/2"Gx1/2"G con calotta conica girevole

LUNA TOP sliding rail shower set complete with:

- metal rod Ø14 x L.820 mm
- ABS fixed wall bracket
- ABS slider bracket for hand-shower
- ABS Luna hand shower, three-spray functions, Ø100 mm
- Luxury 1/2"Gx1/2"G twist-free brass flexible hose with conical nut

ZSAL 212 LUNA TOP

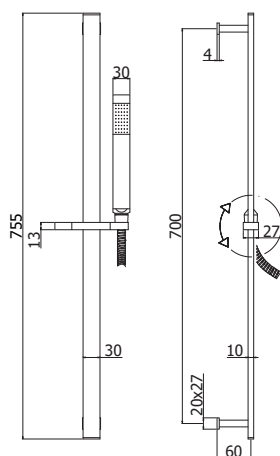
interasse 720-800 mm

distance between centres 720-800 mm

Finiture - Finishes

CR

EUR



Saliscendi CITY completo di:

- asta rettangolare in metallo
- supporti fissi in metallo
- supporto doccia scorrevole in metallo
- doccia PREMIUM in metallo
- flessibile PVC argento 1500mm con calotta conica girevole

CITY sliding rail shower set complete with:

- rectangular metal rod
- metal fixed wall bracket
- metal slider bracket
- Premium metal hand-shower
- silver PVC hose 1500mm twist free with conical nut

ZSAL 145 CITY

interasse 700 mm

distance between centres 700mm

Finiture - Finishes

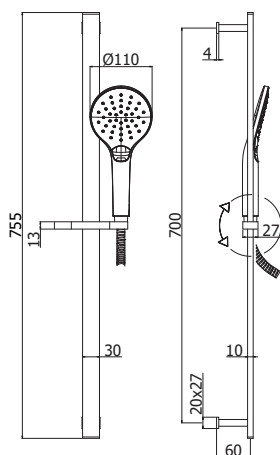
CRAG

ST

EUR

* CRAG con flessibile PVC argento / ST con flessibile in metallo

* CRAG with silver PVC hose / ST with metal flexible hose



Saliscendi CITY SOFIA completo di:

- asta rettangolare in metallo
- supporti fissi in metallo
- supporto doccia scorrevole in metallo
- doccia SOFIA in ABS, 2 getti (selettori getti a pulsante), Ø110 mm
- flessibile PVC argento 1500mm con calotta conica girevole

CITY SOFIA sliding rail shower set complete with:

- rectangular metal rod
- metal fixed wall bracket
- metal slider bracket
- ABS SOFIA hand shower, two-spray functions (push-button diverter), Ø110 mm
- silver PVC hose 1500mm twist free with conical nut

ZSAL 147 CITY SOFIA

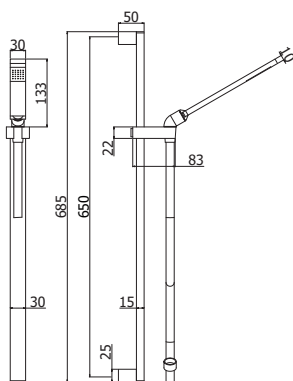
Finiture - Finishes

EUR

con interasse 700 mm

CRAG

with distance between centres 700mm



Saliscendi LEVEL completo di:

- asta rettangolare in metallo
- supporti fissi in ABS
- supporto doccia scorrevole in ABS
- doccia PREMIUM in metallo con curva
- flessibile in metallo doppia aggraffatura 1500mm con calotta conica girevole
- portasapone rettangolare in ABS

LEVEL sliding rail shower set complete with:

- rectangular metal rod
- ABS fixed wall bracket
- ABS slider bracket for hand-shower
- Premium metal hand-shower with elbow
- double interlock twist-free metal flexible hose 1500mm with conical nut
- Rectangular ABS soap dish

ZSAL 079 LEVEL

Finiture - Finishes

EUR

interasse 650mm

CR

distance between centres 650mm

ZSAL 080

Portasapone per asta Level

CR

Soap dish for Level rail

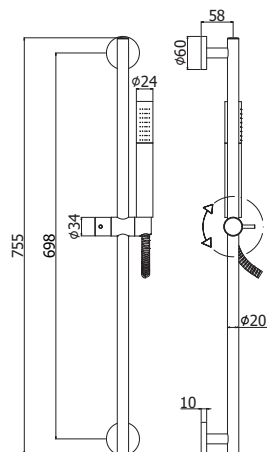
CR

ZACC 259

Curvetta F.1/2"xM.1/2" per artt. ZSAL079-088

F.1/2" x M.1/2" elbow tube connection for

artt. ZSAL079-088



Saliscendi LIFE completo di:

- asta Ø20 x L.755 mm in metallo
- supporti fissi in metallo
- supporto doccia scorrevole in metallo
- doccia Master tonda in metallo
- flessibile PVC argento 1500mm con calotta conica girevole

LIFE sliding rail shower set complete with:

- metal rod Ø20 x L.755 mm
- metal fixed wall bracket
- metal slider bracket
- Master round metal hand-shower
- with silver PVC hose 1500mm twist free with conical nut

ZSAL 135 LIFE

Finiture - Finishes

EUR

interasse 698 mm

CRAG

distance between centres 698mm

BO

NO

ST

HG

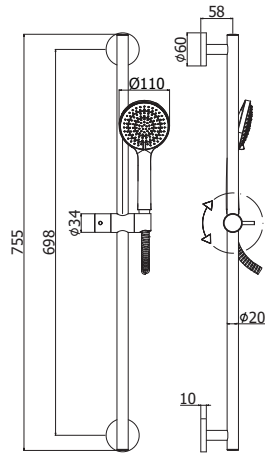
HGSP

ZSAL 111

Portasapone MAJORCA per asta Ø20 mm

RECORD soap dish for Ø20 mm rail

saliscendi - sliding rails



- Saliscendi LIFE GINEVRA completo di:
- asta Ø20 x L.755 mm in metallo
 - supporti fissi in metallo
 - supporto doccia scorrevole in metallo
 - doccia GINEVRA in ABS, 3 getti, Ø110 mm
 - flessibile PVC argento 1500mm con calotta conica girevole

LIFE GINEVRA sliding rail shower set complete with:

- metal rod Ø20 x L.755 mm
- metal fixed wall bracket
- metal slider bracket
- ABS GINEVRA hand shower, three-spray functions, Ø110 mm
- with silver PVC hose 1500mm twist free with conical nut

ZSAL 146 LIFE GINEVRA

interasse 698 mm
distance between centres 698mm

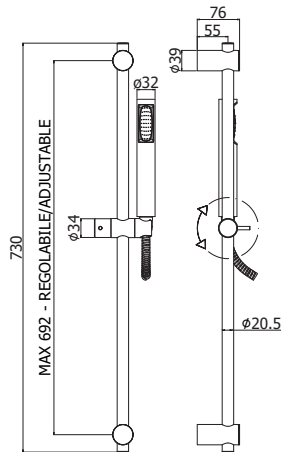
Finiture - Finishes

CRAG
BO
NO

EUR

ZSAL 111

Portasapone MAJORCA per asta Ø20 mm
RECORD soap dish for Ø20 mm rail



- Saliscendi STICK NEW completo di:

- asta Ø20,5 x L.730 mm in metallo
- supporti regolabili in ABS
- supporto doccia scorrevole in metallo
- doccia Birillo tonda in ABS
- flessibile in metallo doppia aggraffatura 1500mm con calotta conica girevole

STICK NEW sliding rail shower set complete with:

- with metal rod Ø20,5 x L.730 mm
- adjustable ABS wall brackets
- metal slider bracket
- Birillo round ABS hand shower
- double interlock twist-free metal flexible hose 1500mm with conical nut

ZSAL 150 STICK NEW

interasse MAX 692 mm
MAX distance between centres 692mm

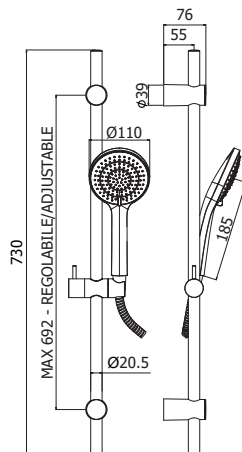
Finiture - Finishes

CR

EUR

ZSAL 111

Portasapone MAJORCA per asta Ø20,5 mm
MAJORCA soap dish for Ø20,5 mm rail



- Saliscendi GINEVRA completo di:

- asta Ø20,5 x L.730 mm in metallo
- supporti regolabili in ABS
- supporto doccia scorrevole in metallo
- doccia GINEVRA in ABS, 3 getti, Ø110 mm
- interasse MAX 692 mm

GINEVRA sliding rail shower set complete with:

- with metal rod Ø20,5 x L.730 mm
- adjustable ABS wall brackets
- metal slider bracket
- ABS GINEVRA hand shower, three-spray functions, Ø110 mm
- MAX distance between centres 692mm

ZSAL 211CR GINEVRA

con flessibile in metallo doppia aggraffatura 1500mm con calotta conica girevole
with 1500mm double interlock flexible hose and conical nut

Finiture - Finishes

CR

EUR

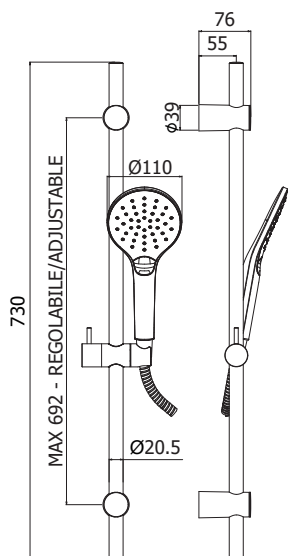
ZSAL 211CRAG GINEVRA

con flessibile PVC argento 1500mm con calotta conica girevole
with PVC silver flexible hose 1500mm
with twist-free conical nut

CRAG

ZSAL 111

Portasapone MAJORCA per asta Ø20,5 mm
MAJORCA soap dish for Ø20,5 mm rail



Saliscendi SOFIA completo di:

- supporti regolabili in ABS
- supporto doccia scorrevole in metallo
- doccia SOFIA in ABS, 2 getti (selettori getti a pulsante), Ø110 mm

SOFIA sliding rail shower set complete with:

- adjustable ABS wall brackets
- metal slider bracket
- ABS SOFIA hand shower, two-spray functions (push-button diverter), Ø110 mm

ZSAL 210CR SOFIA

Finiture - Finishes

EUR

- con asta Ø20,5 x L.730 mm in metallo
- flessibile in metallo doppia aggraffatura 1500mm con calotta conica girevole
- interasse MAX 692 mm
- with metal rod Ø20,5 x L.730 mm
- double interlock twist-free metal flexible hose 1500mm with conical nut
- MAX distance between centers 692mm

CR

ZSAL 210CRAG SOFIA

CRAG

- con asta Ø20,5 x L.730 mm in metallo
- flessibile PVC argento 1500mm con calotta conica girevole
- interasse MAX 692 mm
- with metal rod Ø20,5 x L.730 mm
- PVC silver flexible hose 1500mm with twist-free conical nut
- MAX distance between centers 692mm

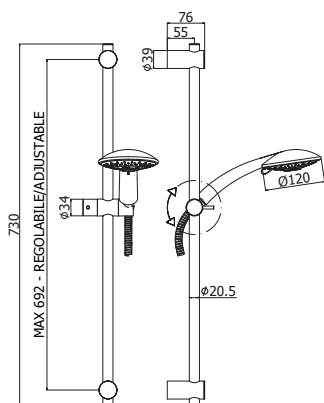
ZSAL 210CRAG90 SOFIA

CRAG90

- con asta Ø20,5 x L.900 mm in metallo
- flessibile PVC argento 2000mm con calotta conica girevole
- interasse MAX 862 mm
- with metal rod Ø20,5 x L.900 mm
- PVC silver flexible hose 2000mm with twist-free conical nut
- MAX distance between centers 862mm

ZSAL 111

Portasapone MAJORCA per asta Ø20,5 mm
MAJORCA soap dish for Ø20,5 mm rail



Saliscendi PRESTIGE completo di:

- supporti regolabili in ABS
- supporto doccia scorrevole in metallo
- doccia Prestige in ABS, 4 getti, Ø120 mm

PRESTIGE sliding rail shower set complete with:

- adjustable ABS wall brackets
- metal slider bracket
- Prestige ABS hand shower, four-spray functions, Ø120 mm

ZSAL 118CR PRESTIGE

Finiture - Finishes

EUR

- con asta Ø20,5 x L.730 mm in metallo
- flessibile in metallo doppia aggraffatura 1500mm con calotta conica girevole
- interasse MAX 692 mm
- with metal rod Ø20,5 x L.730 mm
- double interlock twist-free metal flexible hose 1500mm with conical nut
- MAX distance between centers 692mm

CR

ZSAL 118CRAG PRESTIGE

CRAG

- con asta Ø20,5 x L.730 mm in metallo
- flessibile PVC argento 1500mm con calotta conica girevole
- interasse MAX 692 mm
- with metal rod Ø20,5 x L.730 mm
- PVC silver flexible hose 1500mm with twist-free conical nut
- MAX distance between centers 692mm

ZSAL 118CRAG90 PRESTIGE

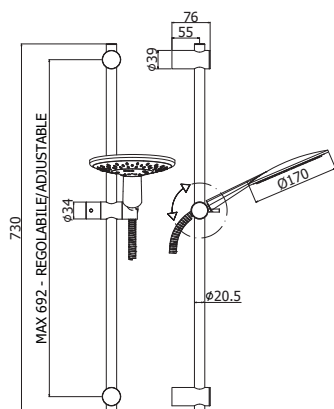
CRAG90

- con asta Ø20,5 x L.900 mm in metallo
- flessibile PVC argento 2000mm con calotta conica girevole
- interasse MAX 862 mm
- with metal rod Ø20,5 x L.900 mm
- PVC silver flexible hose 2000mm with twist-free conical nut
- MAX distance between centers 862mm

ZSAL 111

Portasapone MAJORCA per asta Ø20,5 mm
MAJORCA soap dish for Ø20,5 mm rail

saliscendi - sliding rails

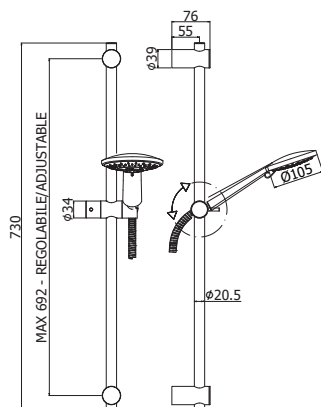


- Saliscendi ODEON completo di:
- asta Ø20,5 x L.730 mm in metallo
 - supporti regolabili in ABS
 - supporto doccia scorrevole in metallo
 - doccia Odeon in ABS, monogetto, Ø170 mm
 - flessibile PVC nero 1500mm con calotta conica girevole

- ODEON sliding rail shower set complete with:
- with metal rod Ø20,5 x L.730 mm
 - adjustable ABS wall brackets
 - metal slider bracket
 - ABS Odeon hand shower, single spray, Ø170 mm
 - Black PVC hose 1500mm twist free with conical nut

ZSAL 196 ODEON Finiture - Finishes EUR
interasse MAX 692 mm CR
MAX distance between centres 692mm

ZSAL 111
Portasapone MAJORCA per asta Ø20,5 mm
MAJORCA soap dish for Ø20,5 mm rail

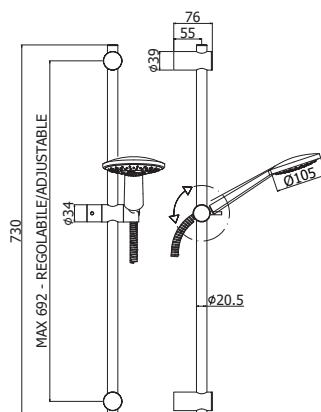


- Saliscendi BRIO completo di:
- asta Ø20,5 x L.730 mm in metallo
 - supporti regolabili in ABS
 - supporto doccia scorrevole in metallo
 - doccia Brio in ABS, 4 getti, Ø105 mm
 - flessibile in metallo doppia aggraffatura 1500mm con calotta conica girevole

- BRIO sliding rail shower set complete with:
- with metal rod Ø20,5 x L.730 mm
 - adjustable ABS wall brackets
 - metal slider bracket
 - Brio ABS hand-shower, 4-spray functions, Ø105 mm
 - double interlock twist-free metal flexible hose 1500mm with conical nut

ZSAL 194 BRIO Finiture - Finishes EUR
interasse MAX 692 mm CR
MAX distance between centres 692mm

ZSAL 111
Portasapone MAJORCA per asta Ø20,5 mm
MAJORCA soap dish for Ø20,5 mm rail

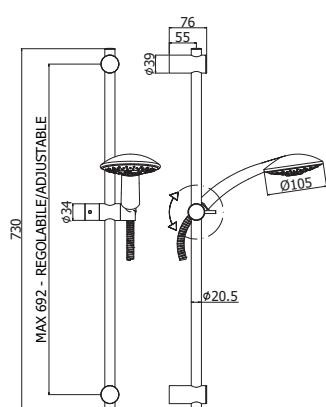


- Saliscendi GIADA completo di:
- asta Ø20,5 x L.730 mm in metallo
 - supporti regolabili in ABS
 - supporto doccia scorrevole in metallo
 - doccia Giada in ABS, monogetto, Ø105 mm
 - flessibile in metallo doppia aggraffatura 1500mm con calotta conica girevole

- GIADA sliding rail shower set complete with:
- with metal rod Ø20,5 x L.730 mm
 - adjustable ABS wall brackets
 - metal slider bracket
 - ABS GIADA hand shower, single spray, Ø105 mm
 - double interlock twist-free metal flexible hose 1500mm with conical nut

ZSAL 195 GIADA Finiture - Finishes EUR
interasse MAX 692 mm CR
MAX distance between centres 692mm

ZSAL 111
Portasapone MAJORCA per asta Ø20,5 mm
MAJORCA soap dish for Ø20,5 mm rail



Saliscendi LANCE completo di:

- asta Ø20,5 x L.730 mm in metallo
- supporti regolabili in ABS
- supporto doccia scorrevole in metallo
- doccia Lance in ABS, monogetto, Ø105 mm
- flessibile in metallo doppia aggraffatura 1500mm con calotta conica girevole

LANCE sliding rail shower set complete with:

- with metal rod Ø20,5 x L.730 mm
- adjustable ABS wall brackets
- metal slider bracket
- ABS Lance hand shower, single spray, Ø105 mm
- double interlock twist-free metal flexible hose 1500mm with conical nut

ZSAL 181 LANCE

Finiture - Finishes

EUR

interasse MAX 692 mm

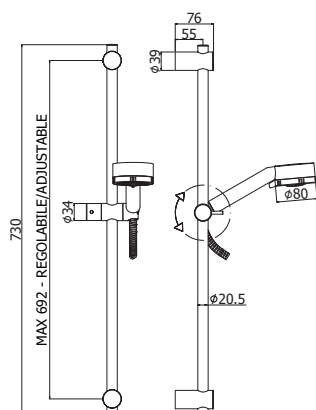
CR

MAX distance between centres 692mm

ZSAL 111

Portasapone MAJORCA per asta Ø20,5 mm

MAJORCA soap dish for Ø20,5 mm rail



Saliscendi MAJORCA completo di:

- asta Ø20,5 x L.730 mm in metallo
- supporti regolabili in ABS
- supporto doccia scorrevole in metallo
- doccia Majorca in ABS, 3 getti, Ø80 mm
- flessibile in metallo doppia aggraffatura 1500mm con calotta conica girevole

MAJORCA sliding rail shower set complete with:

- with metal rod Ø20,5 x L.730 mm
- adjustable ABS wall brackets
- metal slider bracket
- Majorca ABS hand shower, three-spray functions, Ø80 mm
- double interlock twist-free metal flexible hose 1500mm with conical nut

ZSAL 105 MAJORCA

Finiture - Finishes

EUR

interasse MAX 692 mm

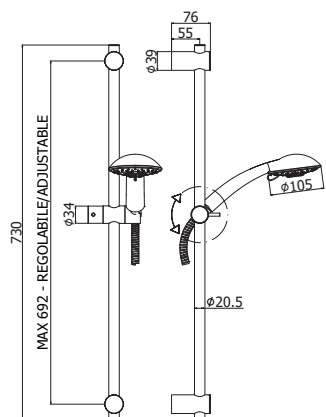
CR

MAX distance between centres 692mm

ZSAL 111

Portasapone MAJORCA per asta Ø20,5 mm

MAJORCA soap dish for Ø20,5 mm rail



Saliscendi PRINCE completo di:

- asta Ø20,5 x L.730 mm in metallo
- supporti regolabili in ABS
- supporto doccia scorrevole in metallo
- doccia Prince in ABS, 4 getti, Ø105 mm
- flessibile in metallo doppia aggraffatura 1500mm con calotta conica girevole

PRINCE sliding rail shower set complete with:

- with metal rod Ø20,5 x L.730 mm
- adjustable ABS wall brackets
- metal slider bracket
- Prince ABS hand shower, four-spray functions, Ø105 mm
- double interlock twist-free metal flexible hose 1500mm with conical nut

ZSAL 120 PRINCE

Finiture - Finishes

EUR

interasse MAX 692 mm

CR

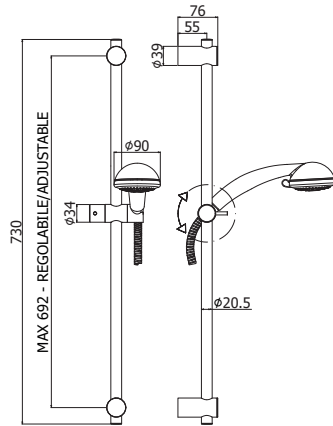
MAX distance between centres 692mm

ZSAL 111

Portasapone MAJORCA per asta Ø20,5 mm

MAJORCA soap dish for Ø20,5 mm rail

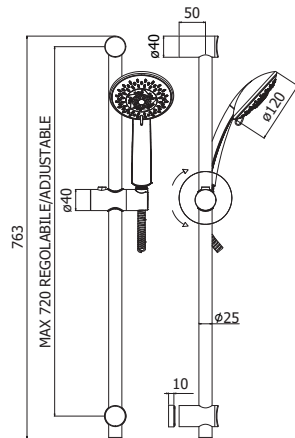
saliscendi - sliding rails



- Saliscendi ROYAL completo di:
- asta Ø20,5 x L.730 mm in metallo
 - supporti regolabili in ABS
 - supporto doccia scorrevole in metallo
 - doccia Royal in ABS, 4 getti, Ø90 mm
 - flessibile in metallo doppia aggraffatura 1500mm con calotta conica girevole
- ROYAL sliding rail shower set with:
- with metal rod Ø20,5 x L.730 mm
 - adjustable ABS wall brackets
 - metal slider bracket
 - Royal ABS hand shower, four-spray functions, Ø90 mm
 - double interlock twist-free metal flexible hose 1500mm with conical nut

ZSAL 119 ROYAL Finiture - Finishes **EUR**
 interasse MAX 692 mm **CR**
 MAX distance between centres 692mm

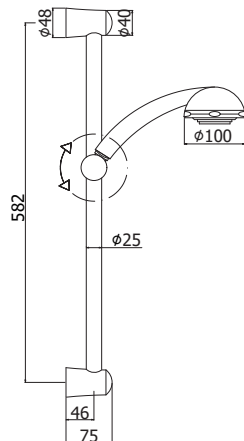
ZSAL 111
 Portasapone MAJORCA per asta Ø20,5 mm
 MAJORCA soap dish for Ø20,5 mm rail



- Saliscendi PANAMA completo di:
- asta Ø25 x L.750 mm in metallo
 - supporti regolabili in ABS + 1 prolunga 10 mm
 - supporto doccia scorrevole in ABS
 - doccia Prestige in ABS, 4 getti, Ø120 mm
 - flessibile in metallo doppia aggraffatura 1500mm con calotta conica girevole
- PANAMA sliding rail shower set complete with:
- metal rod Ø25 x L.750 mm
 - adjustable ABS wall brackets + one extension 10 mm
 - ABS slider bracket for hand-shower
 - Prestige ABS hand shower, four-spray functions, Ø120 mm
 - double interlock twist-free metal flexible hose 1500mm with conical nut

ZSAL 132 PANAMA Finiture - Finishes **EUR**
 interasse MAX 720 mm **CR**
 MAX distance between centres 720 mm

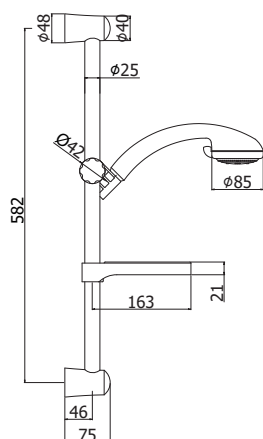
ZSAL 133
 Portasapone PANAMA per asta Ø25 mm
 PANAMA soap dish for Ø25 mm rail



- Saliscendi ISCHIA completo di:
- asta Ø25 x L.600 mm in metallo
 - supporti fissi in ABS
 - supporto doccia scorrevole in ABS
 - doccia Ischia in ABS, 3 getti, Ø100 mm
 - flessibile in metallo doppia aggraffatura 1500mm con calotta conica girevole
- ISCHIA sliding complete with:
- metal rod Ø25 x L.600 mm
 - ABS fixed wall bracket
 - ABS slider bracket for hand-shower
 - Ischia ABS hand shower, three-spray functions, Ø100 mm
 - double interlock twist-free metal flexible hose 1500mm with conical nut

ZSAL 064 ISCHIA Finiture - Finishes **EUR**
 interasse 582 mm **CR**
 distance between centres 582 mm

ZSAL 133
 Portasapone PANAMA per asta Ø25 mm
 PANAMA soap dish for Ø25 mm rail



Saliscendi CRETA DUE completo di:

- asta Ø25 x L.600 mm in metallo
- supporti fissi in ABS
- supporto doccia scorrevole in ABS
- doccia Creta Due in ABS, 5 getti, Ø85 mm
- flessibile in metallo doppia aggraffatura 1500mm con calotta conica girevole
- portasapone

CRETA DUE sliding rail shower set complete with:

- metal rod Ø25 x L.600 mm
- ABS fixed wall bracket
- ABS slider bracket for hand-shower
- Creta Due ABS hand shower, five-spray functions, Ø85 mm
- double interlock twist-free metal flexible hose 1500mm with conical nut
- Soap dish

ZSAL 090CR2 CRETA DUE

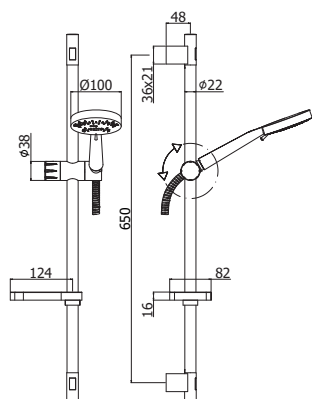
Finiture - Finishes

EUR

interasse 582 mm

CR

distance between centres 582 mm



Saliscendi LUNA completo di:

- asta Ø22 x L.730 mm in metallo
- supporti fissi in ABS
- supporto doccia scorrevole in ABS
- doccia Luna in ABS, 3 getti, Ø100 mm
- flessibile in metallo doppia aggraffatura 1500mm con calotta conica girevole
- portasapone

LUNA sliding rail shower set complete with:

- metal rod Ø22 x L.730 mm
- ABS fixed wall bracket
- ABS slider bracket for hand-shower
- ABS Luna hand shower, three-spray functions, Ø100 mm
- double interlock twist-free metal flexible hose 1500mm with conical nut
- Soap dish

ZSAL 206 LUNA

Finiture - Finishes

EUR

interasse 650 mm

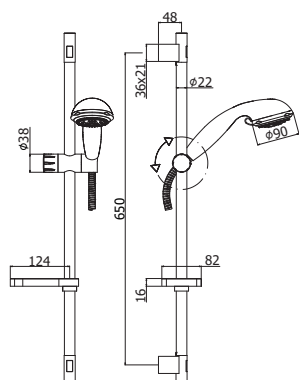
CR

distance between centres 650mm

ZSAL 203

Portasapone MANILA per asta Ø22 mm

MANILA soap dish for Ø22 mm rail



Saliscendi QUEEN completo di:

- asta Ø22 x L.730 mm in metallo
- supporti fissi in ABS
- supporto doccia scorrevole in ABS
- doccia Queen in ABS, 4 getti, Ø90 mm
- flessibile in metallo doppia aggraffatura 1500mm con calotta conica girevole
- portasapone

QUEEN sliding rail shower set complete with:

- metal rod Ø22 x L.730 mm
- ABS fixed wall bracket
- ABS slider bracket for hand-shower
- Queen ABS hand shower, four-spray functions, Ø90 mm
- double interlock twist-free metal flexible hose 1500mm with conical nut
- Soap dish

ZSAL 121 QUEEN

Finiture - Finishes

EUR

interasse 650 mm

CR

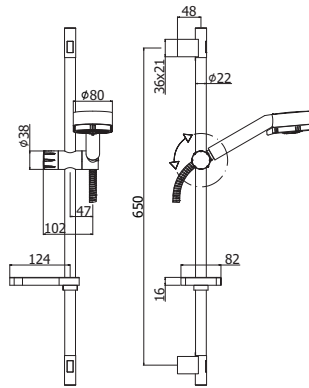
distance between centres 650mm

ZSAL 203

Portasapone MANILA per asta Ø22 mm

MANILA soap dish for Ø22 mm rail

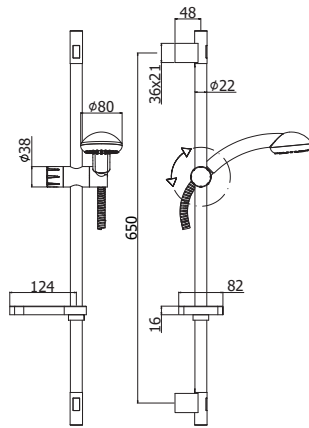
saliscendi - sliding rails



- Saliscendi MANILA completo di:**
- asta Ø22 x L.730 mm in metallo
 - supporti fissi in ABS
 - supporto doccia scorrevole in ABS
 - doccia Majorca in ABS, 3 getti, Ø80 mm
 - flessibile in metallo doppia aggraffatura 1500mm con calotta conica girevole
 - portasapone
- MANILA sliding rail shower set complete with:**
- metal rod Ø22 x L.730 mm
 - ABS fixed wall bracket
 - ABS slider bracket for hand-shower
 - Majorca ABS hand shower, three-spray functions, Ø80 mm
 - double interlock twist-free metal flexible hose 1500mm with conical nut
 - Soap dish

ZSAL 110 MANILA **Finiture - Finishes** **EUR**
interasse 650 mm **CR**
distance between centres 650mm

ZSAL 203
Portasapone MANILA per asta Ø22 mm
MANILA soap dish for Ø22 mm rail

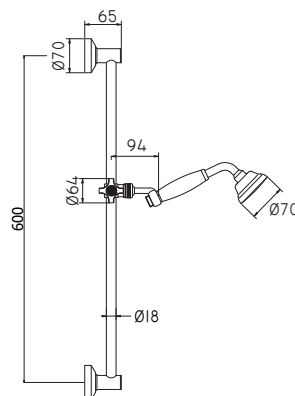


- Saliscendi TRIESTE completo di:**
- asta Ø22 x L.730 mm in metallo
 - supporti fissi in ABS
 - supporto doccia scorrevole in ABS
 - doccia Trieste Bis in ABS, monogetto, Ø80 mm
 - flessibile in metallo doppia aggraffatura 1500mm con calotta conica girevole
 - portasapone

- TRIESTE sliding rail shower set complete with:**
- metal rod Ø22 x L.730 mm
 - ABS fixed wall bracket
 - ABS slider bracket for hand-shower
 - Trieste Bis ABS hand shower, single mode, Ø80 mm
 - double interlock twist-free metal flexible hose 1500mm with conical nut
 - Soap dish

ZSAL 112 TRIESTE **Finiture - Finishes** **EUR**
interasse 650 mm **CR**
distance between centres 650mm

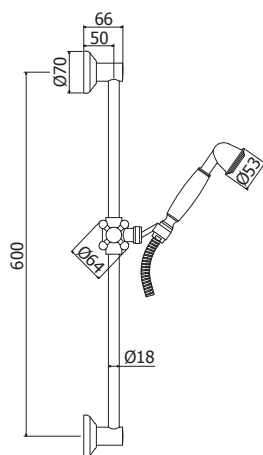
ZSAL 203
Portasapone MANILA per asta Ø22 mm
MANILA soap dish for Ø22 mm rail



- Saliscendi BELINDA completo di:**
- asta Ø18 x L.620 mm in metallo
 - supporti fissi in metallo
 - supporto doccia scorrevole in metallo
 - doccia Retrò in metallo, monogetto, Ø70mm
 - flessibile in metallo doppia aggraffatura 1500mm con calotta conica girevole
- BELINDA sliding rail shower set complete with:**
- metal fixed wall bracket
 - metal slider bracket
 - Retrò metal hand shower, single mode, Ø70 mm
 - double interlock twist-free metal flexible hose 1500mm with conical nut
 - double interlock twist-free metal flexible hose 1500mm with conical nut

ZSAL 070 BELINDA **Finiture - Finishes** **EUR**
interasse 600 mm **CR**
distance between centres 600 mm

CO
CC
CG
GF
BR
RM



Saliscendi KLIPPER completo di:

- asta Ø18 x L.620 mm in metallo
- supporti fissi in metallo
- supporto doccia scorrevole in metallo
- doccia Iris in metallo, monogetto, Ø53mm
- flessibile in metallo doppia aggraffatura 1500mm con calotta conica girevole

KLIPPER sliding rail shower set complete with:

- metal fixed wall bracket
- metal slider bracket
- Iris metal hand shower, single mode, Ø53 mm
- double interlock twist-free metal flexible hose 1500mm with conical nut
- double interlock twist-free metal flexible hose 1500mm with conical nut

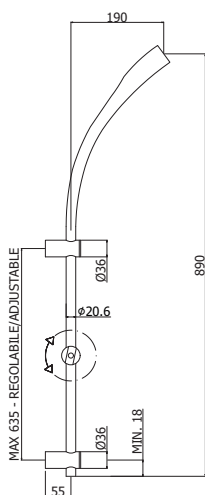
ZSAL 010 KLIPPER

interasse 600 mm
distance between centres 600 mm

Finiture - Finishes

CR
CO
CC
CG
GF
BR
RM

EUR



Rampa saliscendi TWIN completa di:

- asta Ø20,6 x L.910 mm in metallo
- supporti regolabili in ABS
- supporto doccia scorrevole in ABS
- flex speciale metallo doppia aggraffatura 1500mm con calotta conica girevole

TWIN sliding complete with:

- metal rod Ø20,6 x L.910 mm
- adjustable ABS wall brackets
- ABS slider bracket for hand-shower
- special double interlock twist-free metal flexible hose 1500mm with conical nut

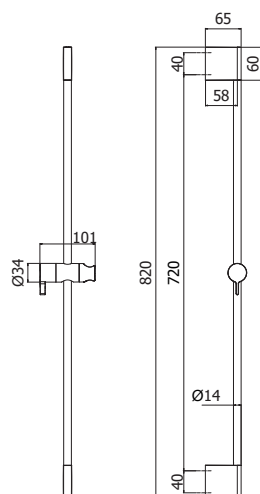
ZSAL 198

con interasse MAX 635 mm
with MAX distance between centres 635mm

Finiture - Finishes

CR

EUR



Rampa saliscendi LUNA TOP completa di:

- asta in metallo L.820mm
- supporti fissi in ABS
- supporto doccia scorrevole in ABS

LUNA TOP sliding complete with:

- metal rod L.820mm
- ABS fixed wall bracket
- ABS slider bracket for hand-shower

ZSAL 213

interasse 720-800 mm
distance between centres 720-800 mm

Finiture - Finishes

CR

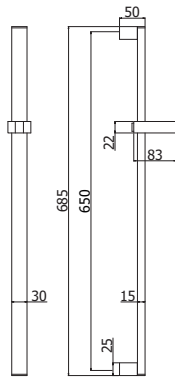
EUR

ZSAL 027

Scorrevole in ABS
ABS slider bracket

CR

saliscendi - sliding rails



Rampa saliscendi LEVEL completa di:

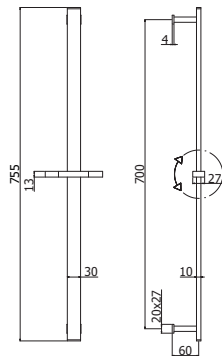
- asta rettangolare in metallo L.600mm
- supporti fissi in ABS
- supporto doccia scorrevole in ABS
- portasapone rettangolare in ABS

LEVEL sliding complete with:

- rectangular metal rod L.600mm
- ABS fixed wall bracket
- ABS slider bracket for hand-shower
- Rectangular ABS soap dish

ZSAL 088 Finiture - Finishes **EUR**
interasse 650 mm **CR**
distance between centres 650mm

ZSAL 086 **CR**
Scorrevole in ABS
ABS slider bracket



Rampa saliscendi CITY completa di:

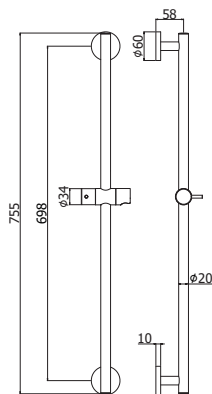
- asta rettangolare in metallo L.750mm
- supporti fissi in metallo
- supporto doccia scorrevole in metallo

CITY sliding complete with:

- rectangular metal rod L.750mm
- metal fixed wall bracket
- metal slider bracket

ZSAL 117 Finiture - Finishes **EUR**
interasse 700 mm **CR**
distance between centres 700mm **ST**

ZSAL 170 **CR**
Scorrevole in metallo
metal slider



Rampa saliscendi RECORD/LIFE completa di:

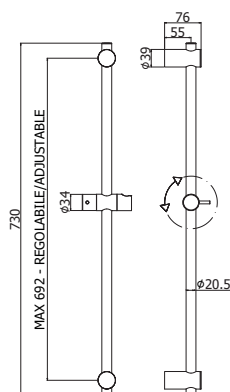
- asta Ø20 x L.755 mm in metallo
- supporti fissi in metallo
- supporto doccia scorrevole in metallo

RECORD/LIFE sliding complete with:

- metal rod Ø20 x L.755 mm
- metal fixed wall bracket
- metal slider bracket

ZSAL 116 Finiture - Finishes **EUR**
interasse 698 mm **CR**
distance between centres 698mm **BO**
NO
ST
HG

ZSAL 172 **HGSP**
Scorrevole in metallo **CR**
metal slider **BO**
NO
ST
HG
HGSP



Rampa saliscendi BRIO-GIADA-GINEVRA-LANCE-MAJORCA-ODEON-PRESTIGE-PRINCE-ROYAL-SOFIA-STICK NEW completa di:

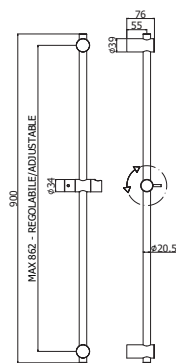
- asta Ø20,5 x L.730 mm in metallo
- supporti regolabili in ABS
- supporto doccia scorrevole in metallo

BRIO-GIADA-GINEVRA-LANCE-MAJORCA-ODEON-PRESTIGE-PRINCE-ROYAL-SOFIA-STICK NEW sliding complete with:

- with metal rod Ø20,5 x L.730 mm
- adjustable ABS wall brackets
- metal slider bracket

ZSAL 106 Finiture - Finishes **EUR**
interasse MAX 692 mm **CR**
MAX distance between centres 692mm

ZSAL 173 **CR**
Scorrevole in metallo
metal slider



Rampa saliscendi PRESTIGE-SOFIA 90 completa di:

- asta $\varnothing 20,5$ x L.900 mm in metallo
- supporti regolabili in ABS
- supporto doccia scorrevole in metallo

PRESTIGE-SOFIA 90 sliding complete with:

- metal rod $\varnothing 20,5$ x L.900 mm
- adjustable ABS wall brackets
- metal slider bracket

ZSAL 106CR90

Finiture - Finishes

EUR

interasse MAX 862 mm

CR

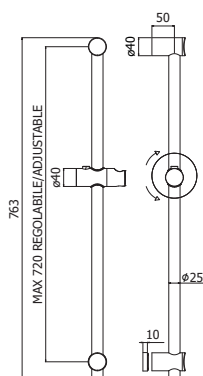
MAX distance between centres 862mm

ZSAL 173

Scorrevole in metallo

CR

metal slider



Rampa saliscendi PANAMA completa di:

- asta $\varnothing 25$ x L.750 mm in metallo
- supporti regolabili in ABS
- supporto doccia scorrevole in ABS

PANAMA sliding complete with:

- metal rod $\varnothing 25$ x L.750 mm
- adjustable ABS wall brackets
- ABS slider bracket for hand-shower

ZSAL 131

Finiture - Finishes

EUR

interasse MAX 720 mm

CR

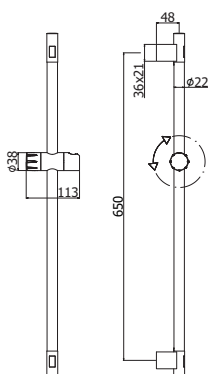
MAX distance between centres 720 mm

ZSAL 174

Scorrevole in ABS

CR

ABS slider bracket



Rampa saliscendi MANILA-TRIESTE-QUEEN-LUNA completa di:

- asta $\varnothing 22$ x L.730 mm in metallo
- supporti fissi in ABS
- supporto doccia scorrevole in ABS

MANILA-TRIESTE-QUEEN-LUNA sliding complete with:

- metal rod $\varnothing 22$ x L.730 mm
- ABS fixed wall bracket
- ABS slider bracket for hand-shower

ZSAL 108

Finiture - Finishes

EUR

interasse 650 mm

CR

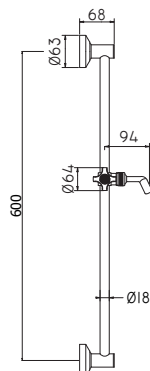
distance between centres 650mm

ZSAL 175

Scorrevole in ABS

CR

ABS slider bracket



Rampa saliscendi BELINDA-KLIPPER completa di:

- asta $\varnothing 18$ x L.620 mm in metallo
- supporti fissi in metallo
- supporto doccia scorrevole in metallo

BELINDA-KLIPPER sliding complete with:

- metal fixed wall bracket
- metal slider bracket
- metal slider bracket

ZSAL 021

Finiture - Finishes

EUR

interasse 600 mm

CR

distance between centres 600 mm

BR

RM

GF

ZSAL 044

Scorrevole in metallo

CR

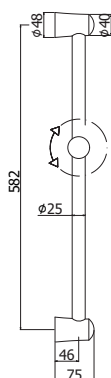
metal slider

BR

RM

GF

saliscendi - sliding rails



Rampa saliscendi ISCHIA completa di:

- asta $\varnothing 25$ x L.600 mm in metallo
- supporti fissi in ABS
- supporto doccia scorrevole in ABS

ISCHIA sliding rail shower set complete with:

- metal rod $\varnothing 25$ x L.600 mm
- ABS fixed wall bracket
- ABS slider bracket for hand-shower

ZSAL 022

interasse 582 mm
distance between centres 582 mm

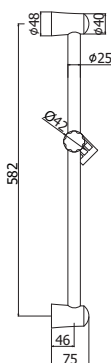
Finiture - Finishes
CR

EUR

ZSAL 097

Scorrevole in ABS
ABS slider bracket

CR



Rampa saliscendi CRETA DUE completa di:

- asta $\varnothing 25$ x L.600 mm in metallo
- supporti fissi in ABS
- supporto doccia scorrevole in ABS

CRETA DUE sliding complete with:

- metal rod $\varnothing 25$ x L.600 mm
- ABS fixed wall bracket
- ABS slider bracket for hand-shower

ZSAL 094

interasse 582 mm
distance between centres 582 mm

Finiture - Finishes
CR

EUR

ZSAL 096

Scorrevole in ABS
ABS slider bracket

CR



Portasapone per rampa saliscendi
Soap dish for sliding rail

ZSAL 080

Portasapone per asta Level
Soap dish for Level rail

Finiture - Finishes
CR

EUR



Portasapone per rampa saliscendi $\varnothing 20,5$ mm
Soap dish for $\varnothing 20,5$ mm sliding rail

ZSAL 111

BRIO-GIADA-GINEVRA-LANCE-LIFE-
MAJORCA-ODEON-PRESTIGE-PRINCE-
ROYAL-SOFIA-STICK NEW
BRIO-GIADA-GINEVRA-LANCE-LIFE-
MAJORCA-ODEON-PRESTIGE-PRINCE-
ROYAL-SOFIA-STICK NEW

Finiture - Finishes

EUR



Portasapone per rampa saliscendi Ø25 mm
Soap dish for Ø25 mm sliding rail

ZSAL 133

Finiture - Finishes

EUR

CRETA DUE-ISCHIA-PANAMA con riduzione Ø18 mm per BELINDA-KLIPPER
CRETA DUE-ISCHIA-PANAMA with Ø18mm reduction for BELINDA-KLIPPER



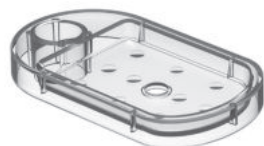
Portasapone per rampa saliscendi Ø20 mm
Soap dish for Ø20 mm sliding rail

ZSAL 141

Finiture - Finishes

EUR

RECORD
RECORD



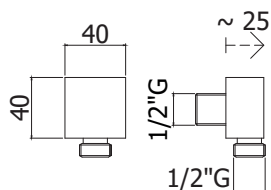
Portasapone per rampa saliscendi Ø22 mm
Soap dish for Ø22 mm sliding rail

ZSAL 203

Finiture - Finishes

EUR

LUNA-MANILA-QUEEN-TRIESTE
LUNA-MANILA-QUEEN-TRIESTE



Presacqua a muro quadra in metallo completa di:

- attacchi 1/2" G

Square metal water wall intake complete with:

- 1/2" G connections

ZACC 238 LEVEL

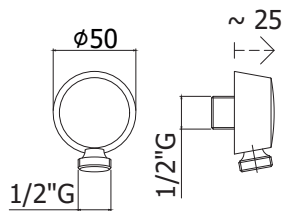
Finiture - Finishes

EUR

senza piastra
without wall plate

CR
ST

saliscendi - sliding rails



Presacqua a muro Lux in metallo completa di:

- attacchi 1/2" G

Lux metal water wall intake complete with:

- 1/2" G connections

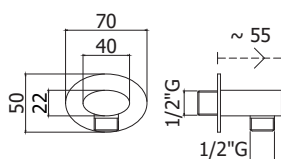
ZACC 130 LUX

senza piastra
without wall plate

Finiture - Finishes

CR
BO
NO
ST
BR
RM
HG
HGSP

EUR



Presacqua a muro ovale in metallo completa di:

- attacchi 1/2" G

Oval metal water wall intake complete with:

- 1/2" G connections

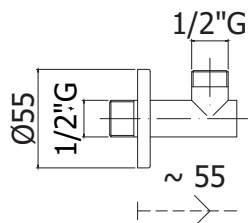
ZACC 271 BERRY

con piastra 70x40mm
with wall plate 70x40mm

Finiture - Finishes

CR

EUR



Presacqua a muro Birillo-Stick in metallo completa di:

- attacchi 1/2" G

Birillo-Stick metal water wall intake complete with:

- 1/2" G connections

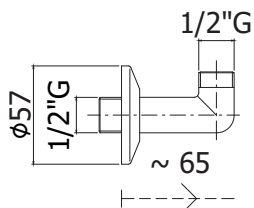
ZACC 205

con rosone Ø55mm
with wall plate Ø55mm

Finiture - Finishes

CR

EUR



Presacqua a muro in metallo completa di:

- attacchi 1/2" G

Metal water wall intake complete with:

- 1/2" G connections

ZACC 077

con rosone Ø57mm
with wall plate Ø57mm

Finiture - Finishes

CR


EUR

soffioni doccia

shower heads

Ogni ambiente ha le sue caratteristiche, e ogni caratteristica trova il suo soffione: una vasta scelta di soffioni di diverse forme e misure, con installazione a parete o a soffitto, con erogazione dell'acqua classica o a cascata, ispezionabili o meno, ultrapiatti e con sistema anticalcare. Perché il benessere non conosce compromessi.

Each environment has its own characteristics, where our shower-heads may be placed: a wide choice of shower-heads of different shapes and sizes, with ceiling or wall installation, with classic or cascade water flow, inspectable or not, ultra-thin and with anti-scale system. Because the well-being knows no compromise.

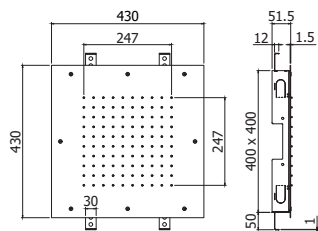


FINITURE | FINISHES

La serie **SOFFIONI DOCCIA** è disponibile nelle seguenti finiture:
SHOWER HEADS is available in the following finishes:

| | | | | | |
|-----------|---------------------------------------|--|-------------|---|--|
| CR | cromato chrome plated | (per tutti gli articoli) (for all items) | HG | finitura Honey gold Honey gold finish | (solo per art. ZSOF079) (for art. ZSOF079 only) |
| BO | bianco opaco matt white finish | (solo per artt. ZSOF074-075) (for artt. ZSOF074-075 only) | HGSP | finitura Honey gold spazzolato Brushed Honey gold finish | (solo per art. ZSOF079) (for art. ZSOF079 only) |
| NO | nero opaco matt black finish | (solo per artt. ZSOF074-075-078-079) (for artt. ZSOF074-075-078-079 only) | BR | finitura bronzo bronze finish | (solo per art. ZSOF046) (for art. ZSOF046 only) |
| ST | steel looking steel looking finish | (solo per artt. ZSOF074-075-079) (for artt. ZSOF074-075-079 only) | | | |

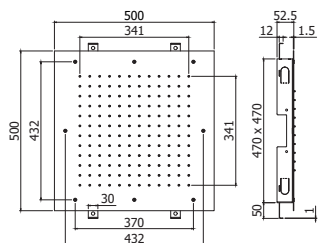
soffioni - shower heads



Soffione NEW YORK ad incasso "Quadro" in metallo:

- anticalcare
- NEW YORK "Square" concealed ceiling metal shower head:
- antiscala system

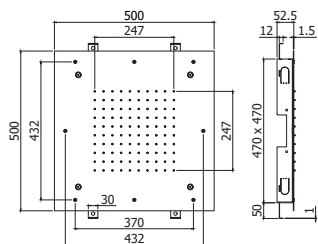
ZSOF 300 NEW YORK **Finiture - Finishes** **EUR**
 430x430mm **CR**



Soffione BOSTON ad incasso "Quadro" in metallo:

- anticalcare
- BOSTON "Square" concealed ceiling metal shower head:
- antiscala system

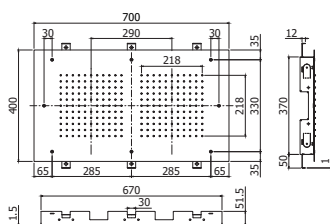
ZSOF 301 BOSTON **Finiture - Finishes** **EUR**
 500x500mm **CR**



Soffione CLEVELAND ad incasso "Quadro" in metallo:

- anticalcare
- con NEBULIZZATORE
- CLEVELAND "Square" concealed ceiling metal shower head:
- antiscala system
- with NEBULIZER JETS

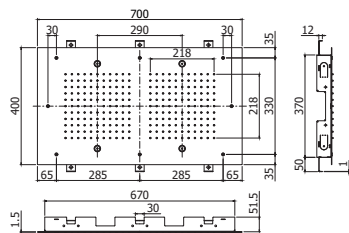
ZSOF 129 CLEVELAND **Finiture - Finishes** **EUR**
 500x500mm **CR**



Soffione MIAMI ad incasso " Rettangolare" in metallo:

- anticalcare
- LOS ANGELES "Rectangular" concealed ceiling metal shower head:
- antiscala system

ZSOF 302 MIAMI **Finiture - Finishes** **EUR**
 700x400mm **CR**



Soffione MEMPHIS ad incasso " Rettangolare" in metallo:

- anticalcare
- con NEBULIZZATORE

MEMPHIS "Rectangular" concealed ceiling metal shower head:

- antiscala system
- with NEBULIZER JETS

ZSOF 131 MEMPHIS

Finiture - Finishes

EUR

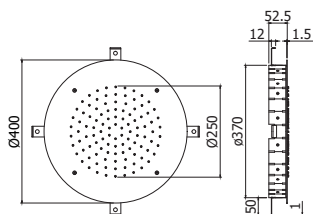
700x400mm

CR

- 2 entrate

700x400mm

- 2 inlets



Soffione LOS ANGELES ad incasso "Tondo" in metallo:

- anticalcare
- con NEBULIZZATORE
- antiscala system

ZSOF 303 LOS ANGELES

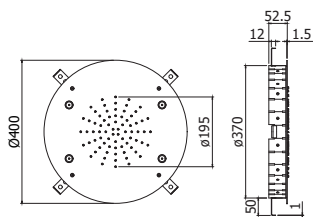

Finiture - Finishes

EUR

Ø400mm

CR

Ø400mm



Soffione FILADELFIA ad incasso "Tondo" in metallo:

- anticalcare
- con NEBULIZZATORE

FILADELFIA "Round" concealed ceiling metal shower head:

- antiscala system
- with NEBULIZER JETS

ZSOF 130 FILADELFIA

Finiture - Finishes

EUR

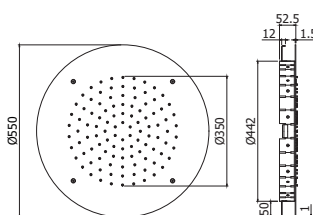
Ø400mm

CR

- 2 entrate

Ø400mm

- 2 inlets



Soffione LAS VEGAS ad incasso "Tondo" in metallo:

- anticalcare
- con NEBULIZZATORE
- antiscala system

ZSOF 304 LAS VEGAS

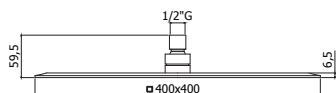
Finiture - Finishes

EUR

Ø550mm

CR

Ø550mm



Soffione ORIGINAL "Quadro" in metallo:

- anticalcare
- ultrapiatto
- con snodo 1/2"G

ORIGINAL "Square" metal shower head:

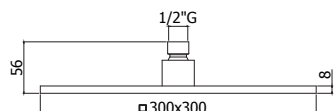
- antiscale system
- ultra-thin
- 1/2"G swivel joint

ZSOF 104 ORIGINAL

non ispezionabile - 400x400mm
not inspectable - 400x400mm

Finiture - Finishes
CR

EUR



Soffione SYNCRO KING "Quadro" in metallo:

- anticalcare
- spessore 8mm
- con snodo 1/2"G

SYNCRO KING "Square" metal shower head:

- antiscale system
- 8mm thickness
- 1/2"G swivel joint

ZSOF 078 SYNCRO KING

ispezionabile - 300x300mm
inspectable - 300x300mm

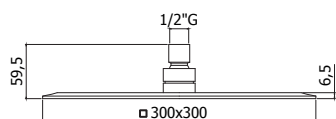
Finiture - Finishes

CR

NO

ST

EUR



Soffione ZANZIBAR "Quadro" in metallo:

- anticalcare
- ultrapiatto
- con snodo 1/2"G

ZANZIBAR "Square" metal shower head:

- antiscale system
- ultra-thin
- 1/2"G swivel joint

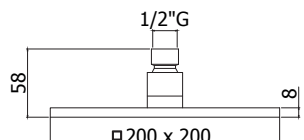
ZSOF 096 ZANZIBAR

non ispezionabile - 300x300mm
not inspectable - 300x300mm

Finiture - Finishes

CR

EUR



Soffione SYNCRO "Quadro" in metallo:

- anticalcare
- spessore 8mm
- con snodo 1/2"G

SYNCRO "Square" metal shower head:

- antiscale system
- 8mm thickness
- 1/2"G swivel joint

ZSOF 075 SYNCRO

ispezionabile - 200x200mm
inspectable - 200x200mm

Finiture - Finishes

CR

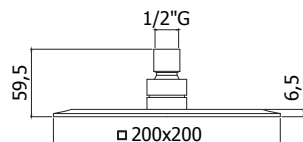
BO

NO

ST

EUR

soffioni - shower heads



Soffione HAWAI "Quadro" in metallo:

- anticalcare
- ultrapiatto
- con snodo 1/2"G

HAWAI "Square" metal shower head:

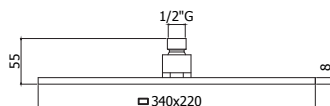
- antiscale system
- ultra-thin
- 1/2"G swivel joint

ZSOF 095 HAWAI

non ispezionabile - 200x200mm
not inspectable - 200x200mm

Finiture - Finishes
CR

EUR



Soffione CITY " Rettangolare" in metallo:

- anticalcare
- spessore 8mm
- con snodo 1/2"G

CITY "Rectangular" metal shower head:

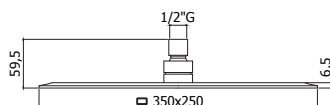

- antiscale system
- 8mm thickness
- 1/2"G swivel joint

ZSOF 091 CITY

ispezionabile - 340x220mm
inspectable - 340x220mm

Finiture - Finishes
CR

EUR



Soffione BLANC " Rettangolare" in metallo:

- anticalcare
- ultrapiatto
- con snodo 1/2"G

BLANC "Rectangular" metal shower head:

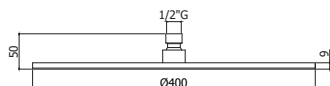
- antiscale system
- ultra-thin
- 1/2"G swivel joint

ZSOF 102 BLANC

non ispezionabile - 350x250mm
not inspectable - 350x250mm

Finiture - Finishes
CR

EUR



Soffione TURBO "Tondo" in metallo:

- anticalcare
- spessore 8mm
- con snodo 1/2"G

TURBO "Round" metal shower head:

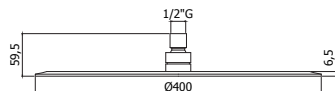
- antiscale system
- 8mm thickness
- 1/2"G swivel joint

ZSOF 082 TURBO

ispezionabile - Ø400mm
inspectable - Ø400mm

Finiture - Finishes
CR

EUR



Soffione ENERGY "Tondo" in metallo:

- anticalcare
- ultrapiatto
- con snodo 1/2"G

ENERGY "Round" metal shower head:

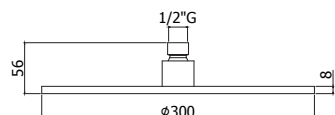
- antiscale system
- ultra-thin
- 1/2"G swivel joint

ZSOF 103 ENERGY

non ispezionabile - Ø400mm
not inspectable - Ø400mm

Finiture - Finishes
CR

EUR



Soffione MASTER KING "Tondo" in metallo:

- anticalcare
- spessore 8mm
- con snodo 1/2"G

MASTER KING "Round" metal shower head:

- antiscale system
- 8mm thickness
- 1/2"G swivel joint

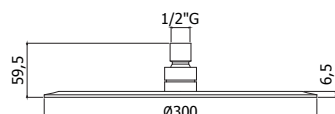
ZSOF 079 MASTER KING

ispezionabile - Ø300mm
inspectable - Ø300mm

Finiture - Finishes

CR
BO
NO
ST
HG
HGSP

EUR



Soffione JAMAICA "Tondo" in metallo:

- anticalcare
- ultrapiatto
- con snodo 1/2"G

JAMAICA "Round" metal shower head:

- antiscale system
- ultra-thin
- 1/2"G swivel joint

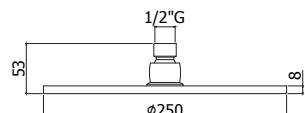
ZSOF 094 JAMAICA

non ispezionabile - Ø300mm
not inspectable - Ø300mm

Finiture - Finishes

CR

EUR



Soffione MASTER SPECIALE "Tondo" in metallo:

- anticalcare
- spessore 8mm
- con snodo 1/2"G

SPECIAL MASTER "Round" metal shower head:

- antiscale system
- 8mm thickness
- 1/2"G swivel joint

ZSOF 101 MASTER SPECIALE

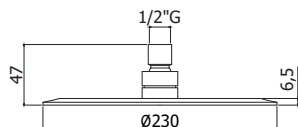
ispezionabile - Ø250mm
inspectable - Ø250mm

Finiture - Finishes

CR

EUR

soffioni - shower heads



Soffione BAHAMAS "Tondo" in metallo:

- anticalcare
- ultrapiatto
- con snodo 1/2"G

BAHAMAS "Round" metal shower head:

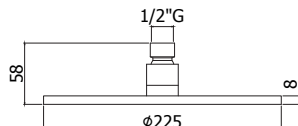
- antiscale system
- ultra-thin
- 1/2"G swivel joint

ZSOF 093 BAHAMAS

non ispezionabile - Ø230mm
not inspectable - Ø230mm

Finiture - Finishes
CR

EUR



Soffione MASTER "Tondo" in metallo:

- anticalcare
- spessore 8mm
- con snodo 1/2"G

MASTER "Round" metal shower head:

- antiscale system
- 8mm thickness
- 1/2"G swivel joint

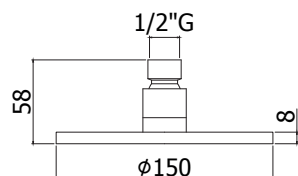
ZSOF 074 MASTER

ispezionabile - Ø225mm
inspectable - Ø225mm

Finiture - Finishes

CR
BO
NO
ST

EUR



Soffione WIND "Tondo" in metallo:

- anticalcare
- spessore 8mm
- con snodo 1/2"G

WIND "Round" metal shower head:

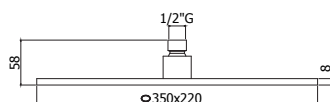
- antiscale system
- 8mm thickness
- 1/2"G swivel joint

ZSOF 092 WIND

ispezionabile - Ø150mm
inspectable - Ø150mm

Finiture - Finishes
CR

EUR



Soffione BERRY KING "Ellittico" in metallo:

- anticalcare
- spessore 8mm
- con snodo 1/2"G

BERRY KING "Oval" metal shower head:

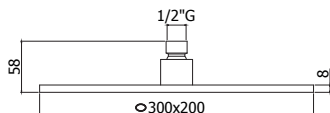
- antiscale system
- 8mm thickness
- 1/2"G swivel joint

ZSOF 080 BERRY KING

ispezionabile - 350x220mm
inspectable - 350x220mm

Finiture - Finishes
CR

EUR



Soffione BERRY "Ellittico" in metallo:

- anticalcare
- spessore 8mm
- con snodo 1/2"G

BERRY "Oval" metal shower head:

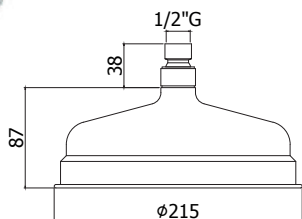
- antiscale system
- 8mm thickness
- 1/2"G swivel joint

ZSOF 077 BERRY

ispezionabile - 300x200mm
inspectable - 300x200mm

Finiture - Finishes
CR

EUR



Soffione BELINDA in metallo:

- design Retrò
- con snodo 1/2"G

BELINDA metal shower head:

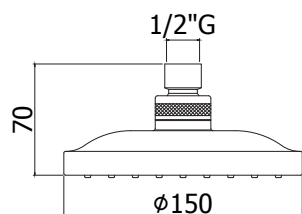
- Retrò design
- 1/2"G swivel joint

ZSOF 046 BELINDA

Ø215mm
Ø215 mm

Finiture - Finishes
CR
BR

EUR



Soffione ARIZONA "Tondo" in ABS:

- anticalcare
- con snodo 1/2"G

ARIZONA "Round" ABS shower head:

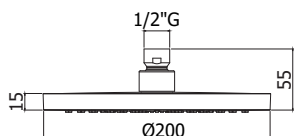
- antiscale system
- 1/2"G swivel joint

ZSOF 029 ARIZONA

Ø150mm
Ø150mm

Finiture - Finishes
CR

EUR



Soffione PANDA "Tondo" in ABS:

- anticalcare
- con snodo 1/2"G

PANDA "Round" ABS shower head:

- antiscale system
- 1/2"G swivel joint

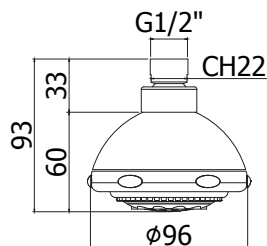
ZSOF 115 PANDA

Ø200mm
Ø200mm

Finiture - Finishes
CR

EUR

soffioni - shower heads



Soffione 3 getti ISCHIA in ABS:

- anticalcare
- con snodo 1/2" G

ISCHIA three-spray functions ABS:

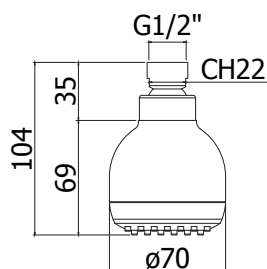
- antiscale system
- 1/2" G swivel joint

ZSOF 030 ISCHIA

Ø96mm
Ø96mm

Finiture - Finishes
CR

EUR



Soffione 2 getti ALABAMA in ABS:

- anticalcare
- con snodo 1/2" G

ALABAMA two-spray functions ABS:

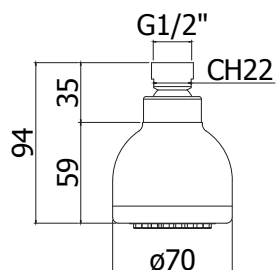
- antiscale system
- 1/2" G swivel joint

ZSOF 031 ALABAMA

Ø70mm
Ø70mm

Finiture - Finishes
CR

EUR



Soffione monogetto OREGON in ABS:

- anticalcare
- con snodo 1/2" G

OREGON single mode ABS shower head:

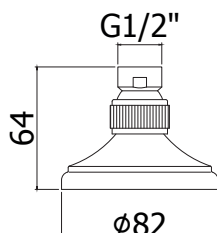
- antiscale system
- 1/2" G swivel joint

ZSOF 032 OREGON

Ø70mm
Ø70mm

Finiture - Finishes
CR

EUR



Soffione rotondo stampato in metallo:

- con snodo 1/2" G

Round metal shower head:

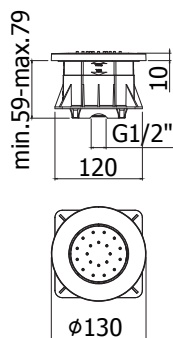
- 1/2" G swivel joint

ZSOF 010

Ø82mm
Ø82mm

Finiture - Finishes
CR

EUR



Soffione tondo in ABS:

- anticalcare
- getto orientabile
- con attacco 1/2" G

Round ABS shower head:

- antiscala system
- swivelling spray
- with 1/2" connection

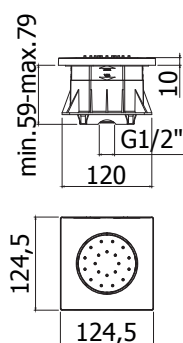
ZSOF 120

Ø130mm
Ø130mm

Finiture - Finishes

CR
BO
NO
ST
HG
HGSP

EUR



Soffione quadro in ABS:

- anticalcare
- getto orientabile
- con attacco 1/2" G

Square ABS body jet:

- antiscala system
- swivelling spray
- with 1/2" connection

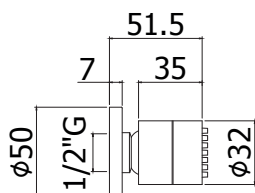
ZSOF 121

124.5x124.5mm
124.5x124.5mm

Finiture - Finishes

CR
BO
NO
ST
HG
HGSP

EUR



Soffione laterale TONDO in metallo:

- anticalcare
- con rosone Ø50mm
- con snodo 1/2" G

Round metal shower head:

- antiscala system
- with wall plate Ø50mm
- 1/2" G swivel joint

ZSOF 061

Ø32mm
Ø32mm

Finiture - Finishes

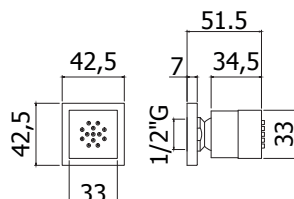

CR

EUR

ZSOF 084

Ricambio - Rosone TONDO Ø50mm
Spare part - ROUND wall plate Ø50mm

CR



Soffione laterale QUADRO in metallo:

- anticalcare
- con rosone 42.5x42.5mm
- con snodo 1/2" G

Square metal body jet:

- antiscala system
- with wall plate 42.5x42.5mm
- 1/2" G swivel joint

ZSOF 062

33x33mm
33x33mm

Finiture - Finishes

CR

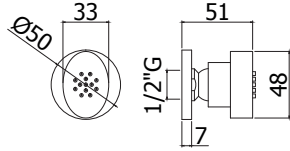

EUR

ZSOF 085

Ricambio - Rosone QUADRO
42.5x42.5mm
Spare part - SQUARE wall plate
42.5x42.5mm

CR

soffioni - shower heads



Soffione laterale ELLITTICO in metallo:

- anticalcare
- con rosone Ø50mm
- con snodo 1/2" G

Oval metal shower head:

- antiscala system
- with wall plate Ø50mm
- 1/2" G swivel joint

ZSOF 073

48x33mm
48x33mm

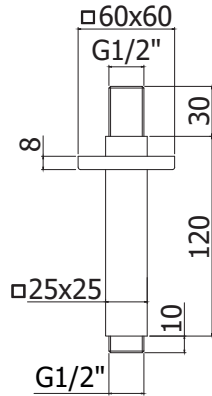
Finiture - Finishes
CR

EUR

ZSOF 084

Ricambio - Rosone TONDO Ø50mm
Spare part - ROUND wall plate Ø50mm

CR



Braccio doccia a soffitto in metallo completo di:

- rosone quadro - 60x60mm
- attacchi 1/2" G

Ceiling metal shower arm complete with:

- square wall plate - 60x60mm
- 1/2" G connections

ZSOF 118

con lunghezza l. 120mm
with length l. 120mm

Finiture - Finishes
CR

EUR

ZSOF 119

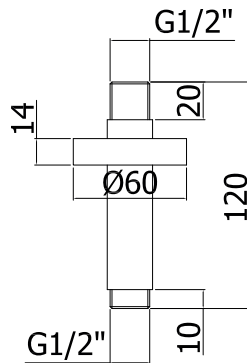
con lunghezza l. 200mm
with length l. 200mm

CR
NO

ZSOF 076

Ricambio - Rosone QUADRO 60x60mm
Spare part - SQUARE wall plate 60x60mm

CR
NO



Braccio doccia a soffitto in metallo completo di:

- rosone tondo - Ø60mm
- attacchi 1/2" G

Ceiling metal shower arm complete with:

- round wall plate - Ø60mm
- 1/2" G connections

ZSOF 064

con lunghezza l. 120mm
with length l. 120mm

Finiture - Finishes

CR
BO
NO
HG
HGSP
ST

EUR

ZSOF 065

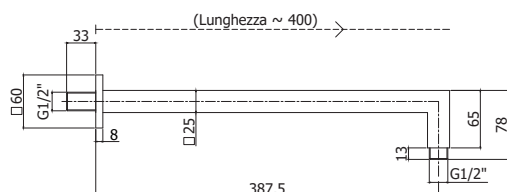
con lunghezza l. 200mm
with length l. 200mm

CR
NO

ZSOF 051

Ricambio - Rosone TONDO Ø60mm
Spare part - ROUND wall plate Ø60mm

CR
BO
NO
HG
HGSP
ST

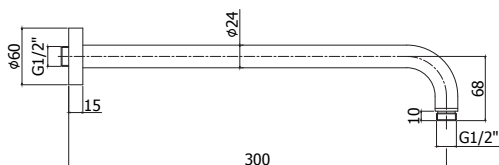


Braccio doccia QUADRO completo di:
 • rosone quadro - 60x60mm
 • attacchi 1/2"G
 SQUARE shower arm complete with:
 • square wall plate - 60x60mm
 • 1/2"G connections

| ZSOF 063 | Finiture - Finishes | EUR |
|---------------------------------------|----------------------|-----|
| lunghezza l. 400mm length l. 400mm | CR BO NO ST | |

| | | |
|--|----------|--|
| ZSOF 063 . . 350 con lunghezza l. 350mm with length l. 350mm | CR ST | |
|--|----------|--|

| | | |
|--|----------------------|--|
| ZSOF 076 Ricambio - Rosone QUADRO 60x60mm Spare part - SQUARE wall plate 60x60mm | CR ST BO NO | |
|--|----------------------|--|

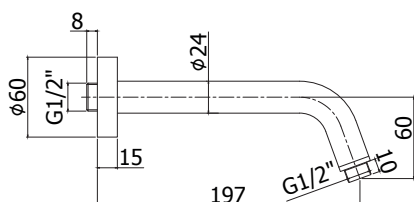


Braccio doccia LUSO completo di:
 • rosone tondo - Ø60mm
 • attacchi 1/2"G
 Luxury shower arm complete with:
 • round wall plate - Ø60mm
 • 1/2"G connections

| ZSOF 034 | Finiture - Finishes | EUR |
|--|--|-----|
| con lunghezza l. 400mm with length l. 400mm | CR BO NO ST BR HG HGSP | |

| | | |
|--|----------------------|--|
| ZSOF 035 con lunghezza l. 300mm with length l. 300mm | CR NO ST BR | |
|--|----------------------|--|

| | | |
|---|----------------------------|--|
| ZSOF 051 Ricambio - Rosone TONDO Ø60mm Sure part - ROUND wall plate Ø60mm | CR BO NO ST BR | |
|---|----------------------------|--|

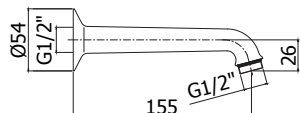


Braccio doccia lusso INCLINATO completo di:
 • rosone tondo - Ø60mm
 • attacchi 1/2"G
 Luxury shower arm inclined complete with:
 • round wall plate - Ø60mm
 • 1/2"G connections

| ZSOF 038 | Finiture - Finishes | EUR |
|---------------------------------------|---------------------|-----|
| lunghezza l. 200mm length l. 200mm | CR | |

| | | |
|--|----|------|
| ZSOF 051 Ricambio - Rosone TONDO Ø60mm Spare part - ROUND wall plate Ø60mm | CR | 7,60 |
|--|----|------|

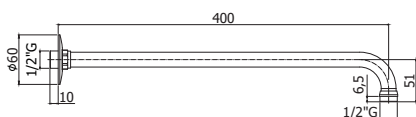
soffioni - shower heads



Braccio doccia MEDIO completo di:
 • attacchi 1/2" G
 MEDIO shower arm complete with:
 • 1/2" G connections

ZSOF 015
 lunghezza l. 155mm
 • con attacco a muro 1/2" G (femmina)
 length l. 155mm
 • with 1/2" G wall connection (female)

Finiture - Finishes **EUR**
CR



Braccio doccia tubo completo di:
 • rosone - Ø60mm
 • attacchi 1/2" G
 Tube shower arm complete with:
 • wall plate - Ø60mm
 • 1/2" G connections

ZSOF 016
 lunghezza l. 300mm
 length l. 300mm

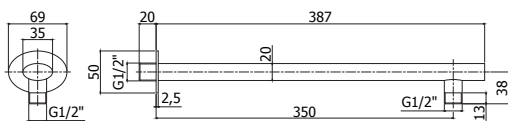
Finiture - Finishes **EUR**
CR

ZSOF 017
 lunghezza l. 400mm
 length l. 400mm

CR

ZSOF 018
 lunghezza l. 200mm
 length l. 200mm

CR



Braccio doccia ELLITTICO completo di:
 • rosone ellittico - 70x50mm
 • attacchi 1/2" G
 Oval shower arm complete with:
 • oval wall plate - 70x50mm
 • 1/2" G connections

ZSOF 090
 lunghezza l. 350mm
 length l. 350mm

Finiture - Finishes **EUR**
CR



Ugelli anticalcare per soffioni inox
 • set 10 pezzi
 Antiscale nozzles for stainless steel shower heads
 • set 10 pcs

ZACC444
 per artt. 074-075-077-078-079-080-081-
 082-091-092-093-094-095-096-098-099-
 101-102-103-104-117-300-301-302-
 303-304
 for artt. 074-075-077-078-079-080-081-
 082-091-092-093-094-095-096-098-099-
 101-102-103-104-117-300-301-302-
 303-304

Finiture - Finishes **EUR**

docce

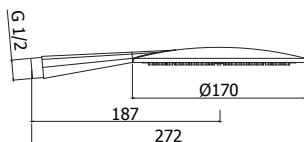
hand showers

L'armonia dell'ambiente bagno si crea se esiste armonia tra i singoli elementi di arredo: una vasta gamma di doccette, ognuna progettata per massimizzare il comfort di utilizzo quotidiano e per adattarsi al meglio al design di tutti i nostri prodotti.

The harmony of the bathroom exists if there is harmony among the individual pieces of furniture: a wide range of shower heads, each one designed to maximize the comfort for everyday use and to better conform to the design of all our products.



docce - hand showers



Doccia Odeon completa di:

- Ø170mm
- attacco 1/2" G

Odeon hand-shower complete with:

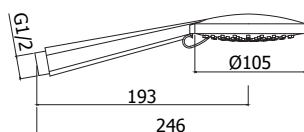
- Ø170mm
- 1/2" G connection

ZDOC 106 ODEON

monogetto in ABS
single spray ABS hand-shower

Finiture - Finishes
CR

EUR



Doccia Brio completa di:

- Ø105mm
- attacco 1/2" G

Brio hand-shower complete with:

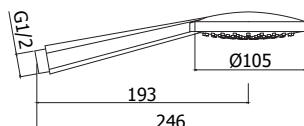
- Ø105mm
- 1/2" G connection

ZDOC 104 BRIO

4 getti + stop in ABS
• getto normale, normale+massage, massage, soft
four spray-functions + stop ABS hand-shower
• standard, standard+massage, massage, soft water jet

Finiture - Finishes
CR

EUR



Doccia Giada completa di:

- Ø105mm
- attacco 1/2" G

Giada hand-shower complete with:

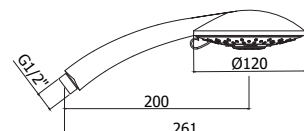
- Ø105mm
- 1/2" G connection

ZDOC 105 GIADA

monogetto in ABS
single spray ABS hand-shower

Finiture - Finishes
CR

EUR



Doccia Prestige completa di:

- Ø120mm
- attacco 1/2" G

Prestige hand-shower complete with:

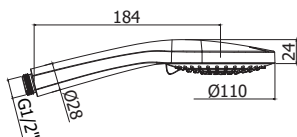
- Ø120mm
- 1/2" G connection

ZDOC 076 PRESTIGE

4 getti + stop in ABS
• getto normale, normale+massage, massage, soft
four spray-functions + stop ABS hand-shower
• standard, standard+massage, massage, soft water jet

Finiture - Finishes
CR

EUR



Doccia Ginevra completa di:

- Ø110mm
- attacco 1/2" G

Ginevra hand-shower complete with:

- Ø110mm
- 1/2" G connection

ZDOC 125 GINEVRA

3 getti in ABS

- getto normale, massage, soft

three spray-functions ABS hand-shower

- standard, massage, soft water jet

Finiture - Finishes

CR

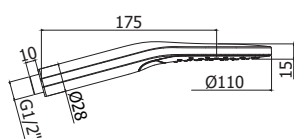
BO

NO

EUR

* Disco selettore e ugelli completamente in silicone

* Face plate and nozzles made in silicone



Doccia Sofia completa di:

- Ø110mm
- attacco 1/2" G

Sofia hand-shower complete with:

- Ø110mm
- 1/2" G connection

ZDOC 122 SOFIA

2 getti in ABS

- getto normale, massage
- selettore getti a pulsante

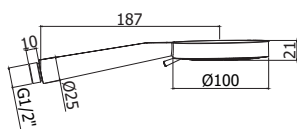
two spray-functions ABS hand-shower

- standard and massage water jet
- push-button diverter

Finiture - Finishes

CR

EUR



Doccia Luna completa di:

- Ø100mm
- attacco 1/2" G

Luna hand-shower complete with:

- Ø100mm
- 1/2" G connection

ZDOC 118 LUNA

3 getti in ABS

- getto normale, normale+massage, massage

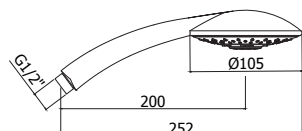
three spray-functions ABS hand-shower

- standard, standard+massage, massage water jet

Finiture - Finishes

CR

EUR



Doccia Lance completa di:

- Ø105mm
- attacco 1/2" G

Lance hand-shower complete with:

- Ø105mm
- 1/2" G connection

ZDOC 085 LANCE

monogetto in ABS

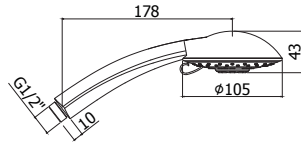
single spray ABS hand-shower

Finiture - Finishes

CR

EUR

docce - hand showers

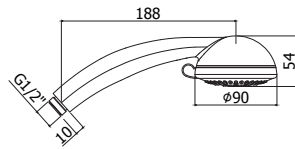


Doccia Prince completa di:
 • Ø105mm
 • attacco 1/2"G
 Prince hand-shower complete with:
 • 1/2"G connection

ZDOC 075 PRINCE

4 getti + stop in ABS
 • getto normale, normale+massage, massage, nebulizzato
 four spray-functions + stop ABS hand-shower
 • standard, standard+massage, massage, spray water jet

Finiture - Finishes **EUR**
CR

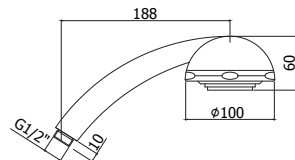


Doccia Royal completa di:
 • Ø90mm
 • attacco 1/2"G
 Royal hand-shower complete with:
 • Ø90mm
 • 1/2"G connection

ZDOC 074 ROYAL

4 getti + stop in ABS
 • getto normale, normale+nebulizzato, massage, nebulizzato
 four spray-functions + stop ABS hand-shower
 • standard, standard+spray, massage, spray water jet

Finiture - Finishes **EUR**
CR

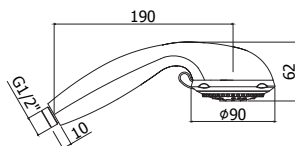


Doccia Ischia completa di:
 • Ø100mm
 • attacco 1/2"G
 Ischia hand-shower complete with:
 • Ø100mm
 • 1/2"G connection

ZDOC 045 ISCHIA

3 getti in ABS
 • getto normale, massage, soft
 three spray-functions ABS hand-shower
 • standard, massage, soft water jet

Finiture - Finishes **EUR**
CR



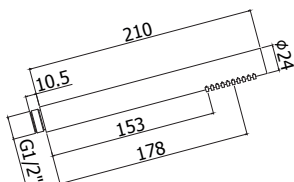
Doccia Queen completa di:
 • Ø90mm
 • attacco 1/2"G
 Queen hand-shower complete with:
 • Ø90mm
 • 1/2"G connection

ZDOC 077 QUEEN

4 getti + stop in ABS
 • getto normale, normale+massage, massage, soft
 four spray-functions + stop ABS hand-shower
 • standard, standard+massage, massage, soft water jet

Finiture - Finishes **EUR**
CR

docce - hand showers

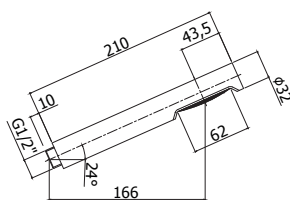


Doccia MASTER completa di:
 • attacco 1/2" G
 MASTER hand-shower complete with:
 • 1/2" G connection

ZDOC 067 MASTER

monogetto in metallo
 single spray metal hand-shower

| Finiture - Finishes | EUR |
|---------------------|-----|
| CR | |
| ST | |
| BO | |
| NO | |
| HG | |
| HGSP | |

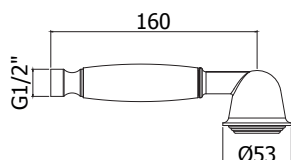


Doccia BIRILLO completa di:
 • attacco 1/2" G
 BIRILLO hand-shower complete with:
 • 1/2" G connection

ZDOC 032 BIRILLO

monogetto in ABS
 single spray ABS hand-shower

| Finiture - Finishes | EUR |
|---------------------|-----|
| CR | |

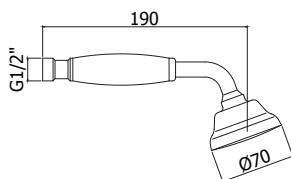


Doccia Iris completa di:
 • Ø53mm
 • attacco 1/2" G
 Iris hand-shower complete with:
 • Ø53mm
 • 1/2" G connection

ZDOC 007 IRIS

monogetto in metallo
 single spray metal hand-shower

| Finiture - Finishes | EUR |
|---------------------|-----|
| CR | |
| CO | |
| CC | |
| CG | |
| GF | |
| BR | |
| RM | |

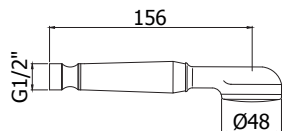


Doccia Retrò Belinda completa di:
 • Ø70mm
 • attacco 1/2" G
 Retrò Belinda hand-shower complete with:
 • Ø70mm
 • 1/2" G connection

ZDOC 030 RETRÒ BELINDA

monogetto in metallo
 single spray metal

| Finiture - Finishes | EUR |
|---------------------|-----|
| CR | |
| CO | |
| BR | |
| RM | |



Doccia Ardea completa di:

- Ø48mm
- attacco 1/2" G

Ardea hand-shower complete with:

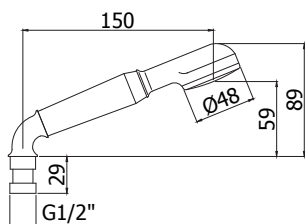
- Ø48mm
- 1/2" G connection

ZDOC 009 ARDEA

monogetto in metallo
single spray metal hand-shower

Finiture - Finishes
CR

EUR



Doccia Ardea completa di:

- curva
- Ø48mm
- attacco 1/2" G

Ardea hand-shower complete with:

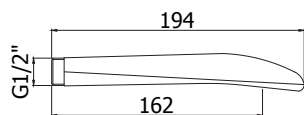
- elbow
- Ø48mm
- 1/2" G connection

ZDOC 010 ARDEA

monogetto in metallo
single spray metal hand-shower

Finiture - Finishes
CR

EUR



Doccia Danubio completa di:

- attacco 1/2" G

Danubio hand-shower complete with:

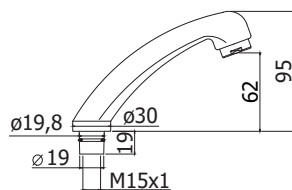
- 1/2" G connection

ZDOC 012 DANUBIO

monogetto in ABS
single spray ABS hand-shower

Finiture - Finishes
CR

EUR



Doccia estraibile completa di:

- monogetto
- attacco M15x1

Pull out hand-shower complete with:

- single spray
- M15x1 connection

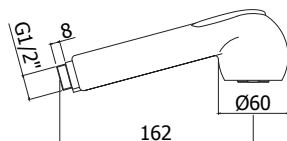
ZDOC 014

per miscelatore parrucchiere art. 087
• senza base
for hairdresser mixer art. 087
• without base

Finiture - Finishes
CR

EUR

docce - hand showers



Doccia 2 getti in ABS completa di:

- Ø60mm
- valvolina antiritorno
- attacco 1/2"G

(two spray-functions) ABS hand-shower complete with:

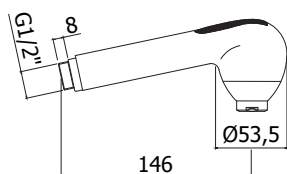
- Ø60mm
- check-valve
- 1/2"G connection

ZDOC 002

per miscelatore art. 183
for mixer art. 183

Finiture - Finishes
CR

EUR



Doccia 2 getti in ABS completa di:

- Ø53,5mm
- valvolina antiritorno
- attacco 1/2"G

(two spray-functions) ABS hand-shower complete with:

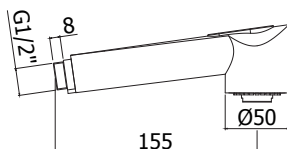
- Ø53,5mm
- check-valve
- 1/2"G connection

ZDOC 021 PINGUINO

per miscelatore art. 183 Pinguino
for mixer art. 183 Pinguino

Finiture - Finishes
CR
BR
RM

EUR



Doccia 2 getti in ABS completa di:

- Ø50mm
- valvolina antiritorno
- attacco 1/2"G

(two spray-functions) ABS hand-shower complete with:

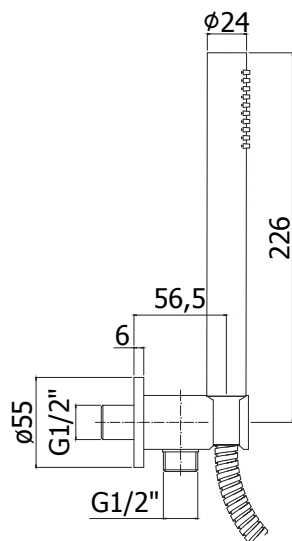
- Ø50mm
- check-valve
- 1/2"G connection

ZDOC 091 RED

per miscelatore art. 183 Red
for mixer art. 183 Red

Finiture - Finishes
CR
CL
TF

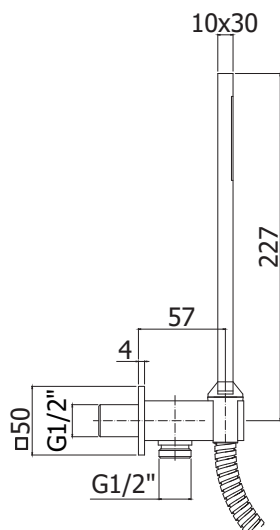
EUR



- Set doccia incasso tondo completo di:
- doccia Master monogetto in metallo
 - supporto incasso tondo in metallo
 - flessibile doppia aggraffatura 1/2"x1/2"G-L.1500mm
- Round concealed shower set complete with:
- Master single spray metal hand-shower
 - Round concealed metal fixed bracket
 - 1/2"x1/2"G-L.1500mm double interlock flexible hose

ZDUP 094 TONDO **Finiture - Finishes** **EUR**
 con presa acqua incorporata
 with built-in water inlet

CR
CRAG
ST
BO
NO
HG
HGSP

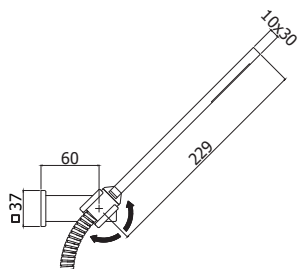


- Set doccia incasso quadro completo di:
- doccia Premium monogetto in metallo
 - supporto incasso quadro in metallo
 - flessibile doppia aggraffatura 1/2"x1/2"G-L.1500mm
- Square concealed shower set complete with:
- Premium single spray metal hand-shower
 - Square concealed metal fixed bracket
 - 1/2"x1/2"G-L.1500mm double interlock flexible hose

ZDUP 095 QUADRO **Finiture - Finishes** **EUR**
 con presa acqua incorporata
 with built-in water inlet

CR
CRAG
ST
BO
NO

docce - hand showers



Set doccia esterno LEVEL completo di:

- doccia Premium monogetto in metallo
- supporto doccia Level snodato in ABS

LEVEL shower set complete with:

- Premium single spray metal hand-shower
- Level ABS swivelling bracket for hand-shower

ZDUP 058 LEVEL Finiture - Finishes **EUR**

per art.023
 • flessibile doppia aggraffatura e doppia calotta conica 1/2"x1/2" L.1500mm
 for art. 023
 • 1/2"x1/2"G L.1500mm double interlock flexible hose and double conical nut

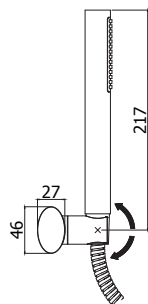
CR

ST

ZDUP 059 LEVEL

per art. 168D
 for art. 168D

CR



Set doccia esterno BERRY completo di:

- doccia Berry monogetto in metallo
- supporto Berry in ABS
- flessibile doppia aggraffatura 1/2"x1/2"G-L.1500mm

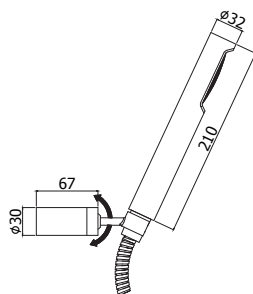
BERRY shower set complete with:

- Berry single spray metal hand-shower:
- Berry ABS wall bracket
- 1/2"x1/2"G-L.1500mm double interlock flexible hose

ZDUP 074 BERRY Finiture - Finishes **EUR**

per artt. 023-168D
 for artt. 023-168D

CR



Set doccia esterno BIRILLO completo di:

- doccia Birillo monogetto in ABS
- supporto Birillo in metallo
- flessibile doppia aggraffatura 1/2"x1/2"G-L.1500mm

BIRILLO shower set complete with:

- Birillo single spray ABS hand-shower:
- Birillo metal wall bracket
- 1/2"x1/2"G-L.1500mm double interlock flexible hose

ZDUP 036 BIRILLO Finiture - Finishes **EUR**

per artt. 023L-168DL
 for artt. 023L-168DL

CR

BO

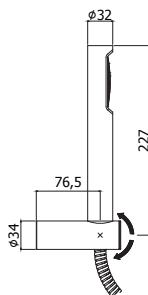
NO

HG

HGSP

ST

* CR con doccia BIRILLO/ BO-NO-HG-HGSP-ST con doccia MASTER
 * CR with BIRILLO hand-shower/ BO-NO-HG-HGSP-ST with MASTER hand-shower



Set doccia esterno STICK completo di:

- doccia Birillo monogetto in ABS
- supporto Stick in ABS

STICK shower set complete with:

- Birillo (single spray) ABS hand-shower:
- Stick ABS wall bracket

ZDUP 054 STICK Finiture - Finishes **EUR**

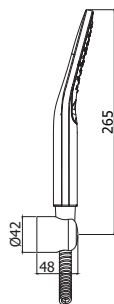
per art.023
 • flessibile doppia aggraffatura e doppia calotta conica 1/2"x1/2" L.1500mm
 for art. 023
 • 1/2"x1/2"G L.1500mm double interlock flexible hose and double conical nut

CR

ZDUP 060 STICK

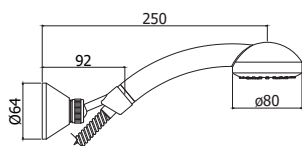
per art. 168D
 for art. 168D

CR



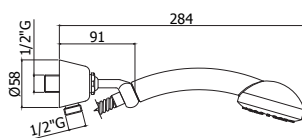
- Set doccia esterno SOFIA completo di:
- doccia Trieste Bis monogetto in ABS
 - supporto fisso eco in ABS
 - flessibile doppia aggraffatura 1/2"x1/2"G-L.1500mm
- SOFIA shower set complete with:
- Trieste Bis single spray ABS hand-shower
 - Eco ABS fixed bracket
 - 1/2"x1/2"G-L.1500mm double interlock flexible hose

ZDUP 118 SOFIA Finiture - Finishes **EUR**
 per art. 026 **CR**
 for art. 026



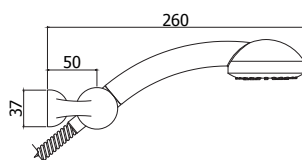
- Set doccia esterno MADERA completo di:
- doccia Trieste Bis monogetto in ABS
 - supporto a muro snodato in ABS
 - flessibile 1500mm 1/2" x 1/2"
- MADERA shower set complete with:
- Trieste Bis single spray ABS hand-shower
 - ABS swivelling wall bracket
 - 1/2" x 1/2" 1500mm flexible hose

ZDUP 037 MADERA Finiture - Finishes **EUR**
 per artt. APM3 023-168D **CR**
 for artt. APM3 023-168D



- Set doccia esterno TRIESTE BIS completo di:
- doccia Trieste Bis monogetto in ABS
 - supporto incasso lusso con leva in metallo
 - flessibile doppia aggraffatura 1/2"x1/2"G-L.1500mm
- TRIESTE BIS shower set complete with:
- Trieste Bis single spray ABS hand-shower
 - Concealed swivelling bracket with metal hook
 - 1/2"x1/2"G-L.1500mm double interlock flexible hose

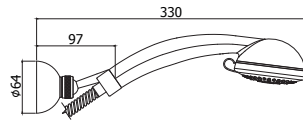
ZDUP 086 TRIESTE BIS Finiture - Finishes **EUR**
 con presa acqua incorporata **CR**
 with built-in water inlet



- Set doccia esterno TRIESTE BIS LUX completo di:
- doccia Trieste Bis monogetto in ABS
 - supporto Smart in ABS
 - flessibile doppia aggraffatura 1/2"x1/2" - L.1500 mm
- TRIESTE BIS LUX shower set complete with:
- Trieste Bis single spray ABS hand-shower
 - Smart ABS wall bracket
 - 1/2"x1/2" - L.1500mm double interlock flexible hose

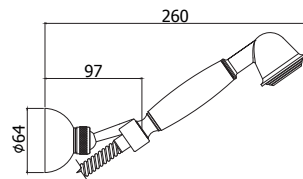
ZDUP 087 TRIESTE BIS LUX Finiture - Finishes **EUR**
 per art. DU024 **CR**
 for art. DU024

docce - hand showers



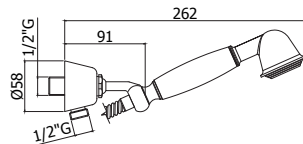
- Set doccia esterno ROYAL completo di:
- doccia Royal 4 getti + stop in ABS
 - supporto Lux in metallo
 - flessibile doppia aggraffatura 1/2"x1/2"-L.1500mm
- ROYAL shower set complete with:
- Royal ABS hand-shower four-spray functions + stop
 - Lux metal wall bracket
 - 1/2"x1/2"-L.1500mm double interlock flexible hose

ZDUP 088 ROYAL **Finiture - Finishes** **EUR**
per art. 023 **CR**
for art. 023



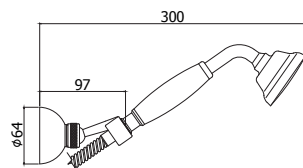
- Set doccia esterno IRIS completo di:
- doccia Iris monogetto in metallo
 - supporto Lux in metallo
 - flessibile doppia aggraffatura 1/2"x1/2"-L.1500 mm
- Iris shower set complete with:
- Iris single spray metal hand-shower
 - Lux metal wall bracket
 - 1/2"x1/2"-L.1500mm double interlock flexible hose

ZDUP 011 IRIS **Finiture - Finishes** **EUR**
per artt. 023-027-168D **CR**
for artt. 023-027-168D **CO**
CC
CG
BR
RM
GF



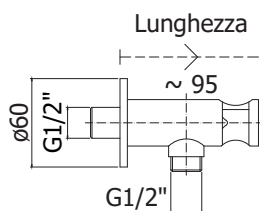
- Set doccia esterno IRIS completo di:
- doccia Iris monogetto in metallo
 - supporto incasso lusso in metallo
 - flessibile doppia aggraffatura 1/2"x1/2"-L.1500 mm
 - presa acqua incorporata
- Iris shower set complete with:
- Iris single spray metal hand-shower
 - Concealed luxury swivelling metal bracket
 - 1/2"x1/2" - L.1500mm double interlock flexible hose
 - built-in water inlet

ZDUP 012 IRIS **Finiture - Finishes** **EUR**
con presa acqua incorporata **CR**
with built-in water inlet **CO**
CC
CG
BR
RM



- Set doccia esterno BELINDA completo di:
- doccia Belinda monogetto in metallo
 - supporto Lux in metallo
 - flessibile doppia aggraffatura 1/2"x1/2"-L.1500mm
- BELINDA shower set complete with:
- Belinda single spray metal hand-shower
 - Lux metal wall bracket
 - 1/2"x1/2"-L.1500mm double interlock flexible hose

ZDUP 035 BELINDA **Finiture - Finishes** **EUR**
per artt. 023-168D **CR**
for artt. 023-168D **CO**
BR
RM
GF



Supporto doccia incasso in metallo completo di:

- piastra Ø50mm
- attacchi 1/2"G

Metal concealed wall hook complete with:

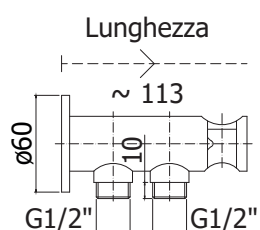
- wall plate Ø50 mm
- 1/2"G connections

ZSUP 027

con valvola di sicurezza
with security valve

Finiture - Finishes
CR

EUR



Supporto doccia esterno in metallo completo di:

- piastra Ø46,5mm
- attacchi 1/2"G

Metal hand-shower bracket complete with:

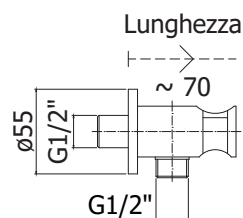
- wall plate Ø46,5mm
- 1/2"G connections

ZSUP 028

con valvola di sicurezza
with security valve

Finiture - Finishes
CR

EUR



Supporto incasso tondo in metallo completo di:

- piastra Ø55mm
- attacchi 1/2"G

Round concealed metal fixed bracket complete with:

- wall plate Ø55mm
- 1/2"G connections

ZSUP 031 TONDO

con presa acqua incorporata
with built-in water inlet

Finiture - Finishes

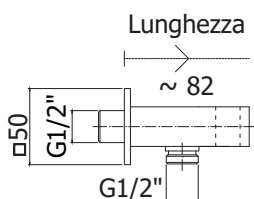
CR
BO
NO
HG
HGSP
ST

EUR

ZACC 423

Rosone TONDO - Ø55mm
ROUND wall plate - Ø55mm

CR
BO
NO
HG
HGSP
ST



Supporto incasso quadro in metallo completo di:

- piastra quadra 50x50mm
- attacchi 1/2"G

Square concealed metal fixed bracket complete with:

- square wall plate 50x50mm
- 1/2"G connections

ZSUP 032 QUADRO

con presa acqua incorporata
with built-in water inlet

Finiture - Finishes

CR
BO
NO
ST

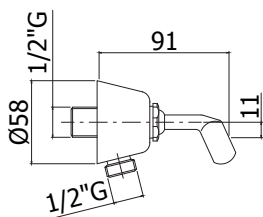
EUR

ZBAS 086

Rosone QUADRO - 50x50mm
SQUARE wall plate - 50x50 mm

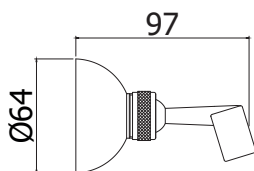
CR
BO
NO
ST

docce - hand showers



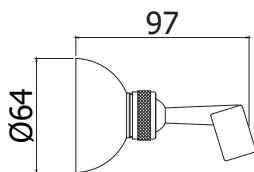
Supporto incasso lusso in metallo completo di:
 • attacchi 1/2"
 Concealed luxury swivelling metal bracket complete with:
 • 1/2" connections

ZSUP 012.. **Finiture - Finishes** **EUR**
 con presa acqua incorporata **CR**
 • per set doccia art. 001 **CO**
 with built-in water inlet **CC**
 • for shower set art. 001 **CG**
BR
RM
GF



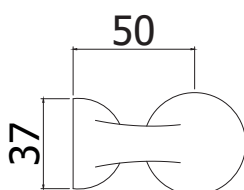
Supporto esterno LUX con leva in metallo
 LUX swivelling bracket with metal hook

ZSUP 003.. **Finiture - Finishes** **EUR**
 per set doccia art. 023-168D **CR**
 for shower set art. 023-168D **CO**
CC
CG
BR
RM
GF



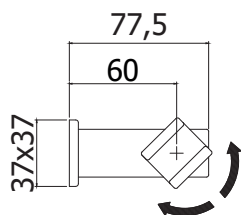
Supporto esterno Normale con leva in ABS
 Standard swivelling bracket with ABS hook

ZSUP 001.. **Finiture - Finishes** **EUR**
 per set doccia **CR**
 for shower set **CO**
CC
CG



Supporto esterno snodato Smart in ABS
 Smart swivelling bracket

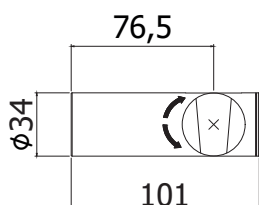
ZSUP 009.. **Finiture - Finishes** **EUR**
 per set doccia art. DU024 **CR**
 for shower set art. DU024 **CO**
CC
CG



Supporto esterno Level snodato in ABS
Level ABS swivelling bracket

ZSUP 025..
per set doccia Level artt. 023-168D
for Level shower set artt. 023-168D

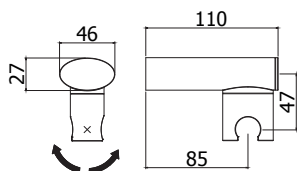
| Finiture - Finishes | EUR |
|---------------------|-----|
| CR | |
| ST | |



Supporto esterno snodato in ABS
ABS swivelling bracket

ZSUP 022..
per set doccia Stick artt. 023-168D
for Stick shower set artt. 023-168D

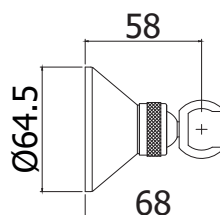
| Finiture - Finishes | EUR |
|---------------------|-----|
| CR | |
| ST | |



Supporto esterno snodato in ABS
ABS swivelling bracket

ZSUP 029
per set doccia Berry artt. 023-168D
for Berry shower set artt. 023-168D

| Finiture - Finishes | EUR |
|---------------------|-----|
| CR | |

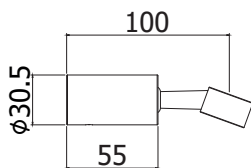


Supporto esterno snodato in metallo
Metal swivelling bracket

ZSUP 007
per doccia art. ZDOC010
for hand-shower art. ZDOC010

| Finiture - Finishes | EUR |
|---------------------|-----|
| CR | |

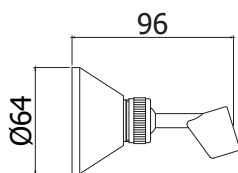
docce - hand showers



Supporto esterno snodato in metallo
Metal swivelling bracket

ZSUP 020..
per set doccia Birillo artt. 023-168D
for Birillo shower set artt. 023-168D

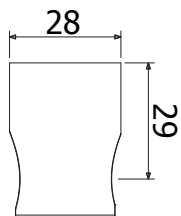
| Finiture - Finishes | EUR |
|---------------------|-----|
| CR | |
| BO | |
| NO | |
| HG | |
| HGSP | |
| ST | |



Supporto esterno snodato ECO in ABS
ECO ABS swivelling bracket

ZSUP 015 . .
per set doccia artt. APM3 023-168D
for shower set artt. APM3 023-168D

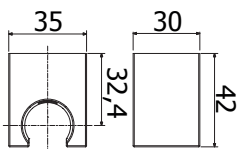
| Finiture - Finishes | EUR |
|---------------------|-----|
| CR | |



Supporto esterno "ovale" fisso in ABS
"Oval" ABS fixed bracket

ZSUP 030..
per set doccia Berry art. 026
for Berry shower set art. 026

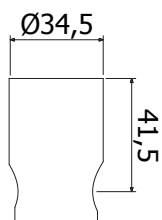
| Finiture - Finishes | EUR |
|---------------------|-----|
| CR | |



Supporto esterno Level fisso in ABS
Level ABS fixed bracket

ZSUP 026..
per set doccia Level art. 026
for Level shower set art. 026

| Finiture - Finishes | EUR |
|---------------------|-----|
| CR | |



Supporto esterno fisso in ABS
ABS fixed bracket

ZSUP 010..

per set doccia art. 026
for shower set art. 026

Finiture - Finishes

EUR

CR
BO
NO
ST



Flessibile ottone doppia aggraffatura 1/2"Gx1/2"G con calotta conica girevole
1/2"Gx1/2"G twist-free double interlock brass flexible hose with conical nut

ZFLO 001..

L. 1500mm
L. 1500mm

Finiture - Finishes

EUR

CR
BR
RM
GF

ZFLO 002..

L. 2000mm
L. 2000mm

CR
BR
RM
GF



Flessibile ottone Lusso 1/2"Gx1/2"G con calotta conica girevole
Luxury 1/2"Gx1/2"G twist-free brass flexible hose with conical nut

ZFLO 075 LUSO

L. 1500mm
L. 1500mm

Finiture - Finishes

EUR

CR
ST
HG
HGSP

ZFLO 076 LUSO

L. 2000mm
L. 2000mm

CR



Flessibile ottone 1/2"Gx1/2"G
1/2"Gx1/2"G brass flexible hose

ZFLO 003

L. 1000mm
L. 1000mm

Finiture - Finishes

EUR

CR

ZFLO 004

L. 1200mm
L. 1200mm

CR

ZFLO 005

L. 1500mm
L. 1500mm

CR

docce - hand showers



Flessibile ottone doppia aggraffatura 1/2"G - M15x1 con peso ecologico e calotta conica girevole
1/2"G-M15x1 twist-free double interlock brass flexible hose with conical nut and weight

| ZFLO 009.. | Finiture - Finishes | EUR |
|-------------------|---------------------|-----|
| L. 1500mm | CR | |
| L. 1500mm | CRBO | |
| | CRNO | |
| | HG | |
| | HGSP | |
| | ST | |
| ZFLO 023.. | | |
| L. 2000mm | CR | |
| L. 2000mm | | |



Flessibile nylon con peso ecologico 1/2"G - M15x1 per miscelatore livello doccia estraibile art. 183
1/2"-M15x1 nylon hose with weight for sink mixer with pull out spray art. 183

| ZFLO 011 | Finiture - Finishes | EUR |
|-----------------|---------------------|-----|
| L. 1500mm | CR | |
| L. 1500mm | | |
| ZFLO 033 | | |
| L. 2000mm | CR | |
| L. 2000mm | | |



Flessibile ottone doppia aggraffatura 3/8"G - M15x1 per monoforo
3/8"G-M15x1 double interlock brass flexible hose for one-hole

| ZFLO 010 | Finiture - Finishes | EUR |
|-----------|---------------------|-----|
| L. 1500mm | CR | |
| L. 1500mm | | |



Flessibile doppia aggraffatura 1/2G"x1/2"G con doppia calotta conica, una girevole
1/2"x1/2" twist-free double interlock flexible hose with double conical nut

| ZFLO 018.. | Finiture - Finishes | EUR |
|------------|---------------------|-----|
| L. 1500mm | CR | |
| L. 1500mm | GF | |
| | ST | |



Flessibile PVC strong 1/2"Gx1/2"G con calotta conica
1/2"Gx1/2"G PVC strong hose with conical nut

| ZFLO 015.. | Finiture - Finishes | EUR |
|------------|---------------------|-----|
| L. 1500mm | CR | |
| L. 1500mm | GF | |
| ZFLO 016.. | | |
| L. 2000mm | CR | |
| L. 2000mm | | |



Flessibile PVC argento 1/2"Gx1/2"G con doppia calotta conica, una girevole
1/2"Gx1/2"G twist free Silver PVC hose with double conical nuts

| ZFLO 031 | Finiture - Finishes | EUR |
|-----------|---------------------|-----|
| L. 1500mm | AG | |
| L. 1500mm | | |
| ZFLO 062 | | |
| L. 2000mm | AG | |
| L. 2000mm | | |



Flessibile PVC colorato 1/2"Gx1/2"G con doppia calotta conica (colorata), una girevole
1/2"Gx1/2"G twist-free colored PVC hose with double conical nut (colored)

| ZFLO 071 | Finiture - Finishes | EUR |
|-----------|---------------------|-----|
| L. 1500mm | BO | |
| L. 1500mm | NO | |

* BO bianco opaco / NO nero opaco
* BO matt white / NO matt black



Flessibile PVC nero opaco 1/2"Gx1/2"G con doppia calotta conica (cromata), una girevole
1/2"Gx1/2"G twist-free matt black PVC hose with double conical nut (chrome)

| ZFLO 071CL | Finiture - Finishes | EUR |
|--------------------|---------------------|-----|
| L. 1500mm | CL | |
| • per art. ZSAL196 | | |
| L. 1500mm | | |
| • for art. ZSAL196 | | |

kit bidet

bidet kit

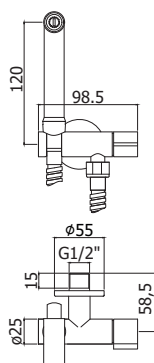


kit bidet - bidet kit

new

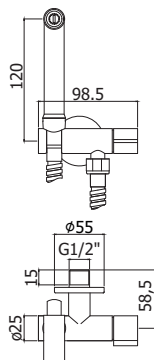


idroscoopino 2 getti
two-spray functions



- Set bidet incasso tondo completo di:
- supporto doccia incasso in metallo
 - rosone tondo - Ø55mm
 - Flessibile ottone cromo per 1/2"x1/2"/L. 1200 mm
 - con rubinetto solo acqua fredda
- Round concealed bidet set complete with:
- concealed metal bracket
 - round wall plate - Ø70mm
 - 1/2"x1/2"G brass flexible hose - l.1200mm
 - with tap for cold water only

| ZDUP 124 TWEET PLUS | Finiture - Finishes | EUR |
|---|---------------------|-----|
| doccia Tweet Plus in metallo 2 getti | CR | |
| Tweet Plus metal hand-shower, two-spray functions | | |



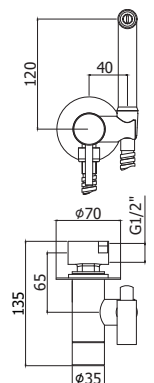
- Set bidet incasso tondo completo di:
- supporto doccia incasso in metallo
 - rosone tondo - Ø55mm
 - Flessibile ottone cromo per 1/2"x1/2"/L. 1200 mm
 - con rubinetto solo acqua fredda
- Round concealed bidet set complete with:
- concealed metal bracket
 - round wall plate - Ø70mm
 - 1/2"x1/2"G brass flexible hose - l.1200mm
 - with tap for cold water only

| ZDUP 109 TWEET ROUND | Finiture - Finishes | EUR |
|-------------------------------|---------------------|-----|
| doccia Tweet Round in metallo | CR | |
| Tweet Round metal hand-shower | | |

new

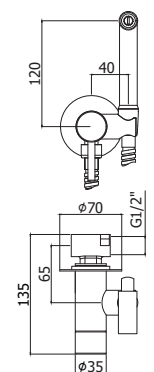


idroscoopino 2 getti
two-spray functions



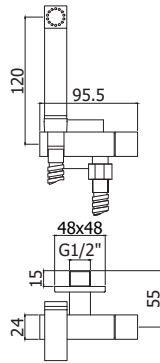
- Set bidet incasso tondo completo di:
- supporto doccia incasso in metallo
 - rosone tondo - Ø70mm
 - flessibile ottone cromo 1/2"x1/2"/L. 1200 mm
 - con miscelatore
- Round concealed bidet set complete with:
- concealed metal bracket
 - round wall plate - Ø70mm
 - 1/2"x1/2"G brass flexible hose - l.1200mm
 - with mixer

| ZDUP 125 TWEET PLUS MIX | Finiture - Finishes | EUR |
|---|---------------------|-----|
| doccia Tweet Plus in metallo 2 getti | CR | |
| Tweet Plus metal hand-shower, two-spray functions | | |
| | NO | |



- Set bidet incasso tondo completo di:
- supporto doccia incasso in metallo
 - rosone tondo - Ø70mm
 - flessibile ottone cromo 1/2"x1/2"/L. 1200 mm
 - con miscelatore
- Round concealed bidet set complete with:
- concealed metal bracket
 - round wall plate - Ø70mm
 - 1/2"x1/2"G brass flexible hose - l.1200mm
 - with mixer

| ZDUP 110 TWEET ROUND MIX | Finiture - Finishes | EUR |
|-------------------------------|---------------------|-----|
| doccia Tweet Round in metallo | CR | |
| Tweet Round metal hand-shower | | |
| | BO | |
| | NO | |
| | HG | |
| | HGSP | |
| | ST | |
| | BR | |



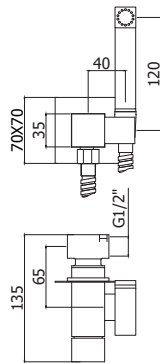
Set bidet incasso quadro completo di:

- supporto doccia incasso in metallo
- rosone quadro - 48x48mm
- doccia Tweet Square in metallo
- flessibile ottone cromo 1/2"x1/2"/L. 1200 mm

Square concealed bidet set complete with:

- concealed metal bracket
- square wall plate - 48x48mm
- Tweet Square metal hand-shower
- 1/2"x1/2"G brass flexible hose - l.1200mm

ZDUP 111 TWEET SQUARE **Finiture - Finishes** **EUR**
 con rubinetto solo acqua fredda **CR**
 with tap for cold water only



Set bidet incasso quadro completo di:

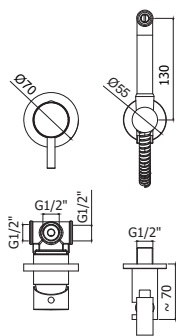
- supporto doccia incasso in metallo
- rosone quadro - 70x70mm
- doccia Tweet Square in metallo
- flessibile ottone cromo 1/2"x1/2"/L. 1200 mm

Square concealed bidet set complete with:

- concealed metal bracket
- square wall plate - 70x70mm
- Tweet Square metal hand-shower
- 1/2"x1/2"G brass flexible hose - l.1200mm

ZDUP 112 TWEET SQUARE MIX **Finiture - Finishes** **EUR**
 con miscelatore **CR**
 with mixer **NO**

new



Set bidet incasso tondo completo di:

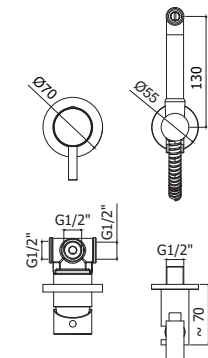
- supporto incasso tondo in metallo con presa acqua
- Flessibile ottone doppia aggraffatura 1/2"Gx1/2"G con calotta conica girevole - L.1200mm
- con miscelatore LIG010..70

Round concealed bidet set complete with:

- round concealed metal fixed bracket with built-in water inlet
- 12"Gx1/2"G twist-free double interlock brass flexible hose with conical nut - L.1200mm
- with shower mixer LIG010..70

KIT DUP125 TWEET PLUS **Finiture - Finishes** **EUR**
 doccia Tweet Plus in metallo 2 getti **CR**
 Tweet Plus metal hand-shower, two-spray functions **NO**

idroscopino 2 getti
two-spray functions



Set bidet incasso tondo completo di:

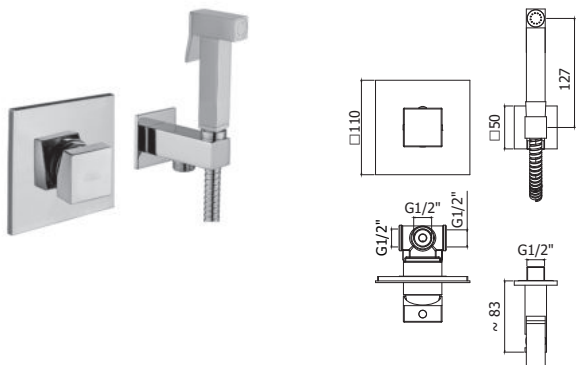
- supporto incasso tondo in metallo con presa acqua
- Flessibile ottone doppia aggraffatura 1/2"Gx1/2"G con calotta conica girevole - L.1200mm
- con miscelatore LIG010..70

Round concealed bidet set complete with:

- round concealed metal fixed bracket with built-in water inlet
- 12"Gx1/2"G twist-free double interlock brass flexible hose with conical nut - L.1200mm
- with shower mixer LIG010..70

KIT DUP110 TWEET ROUND **Finiture - Finishes** **EUR**
 doccia Tweet Round in metallo **CR**
 Tweet Round metal hand-shower **BO**
NO
HG
HGSP
ST

kit bidet - bidet kit



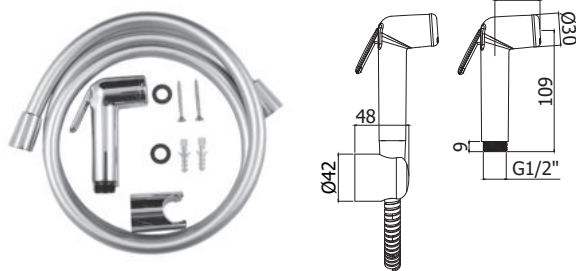
Set bidet incasso quadro completo di:

- supporto incasso quadro in metallo con presa acqua
- doccia Tweet Square in metallo
- Flessibile ottone doppia aggraffatura 1/2"x1/2"G con calotta conica girevole - L.1200mm

Square concealed bidet set complete with:

- square concealed metal fixed bracket with built-in water inlet
- Tweet Square metal hand-shower
- 1/2"x1/2"G twist-free double interlock brass flexible hose with conical nut - L.1200mm

| KIT DUP112 | Finiture - Finishes | EUR |
|------------------------------|---------------------|-----|
| con miscelatore LEC010../M | CR | |
| with shower mixer LEC010../M | NO | |



Set doccia esterno MINORCA completo di:

- doccia shut-off MINORCA cromo in ABS
- supporto fisso cromo in ABS

MINORCA shower set complete with:

- MINORCA chrome shut-off ABS rinser
- chrome ABS fixed bracket

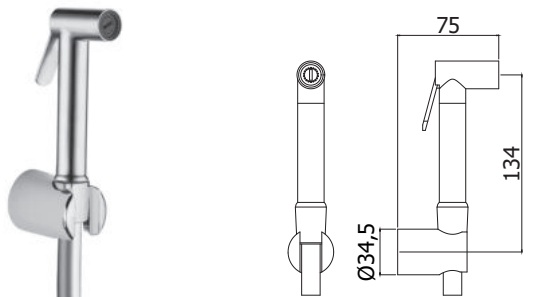
| ZDUP 099 | Finiture - Finishes | EUR |
|--|---------------------|-----|
| con flessibile ottone cromo 1/2"x1/2"/L. 1200 mm | CR | |

with 1/2"x1/2"G brass flexible hose - l.1200mm

| ZDUP 099CRAG | Finiture - Finishes | EUR |
|---|---------------------|-----|
| con flessibile PVC argento 1/2"x1/2"/L. 1200 mm | CRAG | |

with 1/2"x1/2"G PVC silver flexible hose - l.1200mm

new



Set doccia esterno TWEET completo di:

- supporto fisso in ABS
- flessibile PVC argento 1/2"x1/2"/L. 1200 mm con calotta conica

TWEET shower set complete with:

- ABS fixed bracket
- 1/2"x1/2"G PVC silver flexible hose - l.1200mm with conical nut

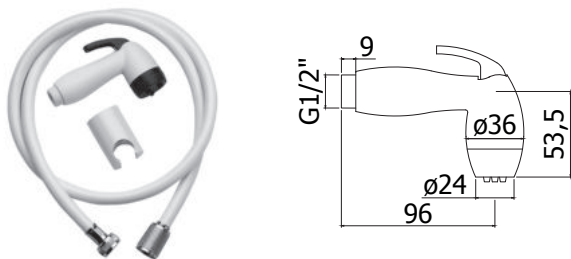
| ZDUP 114 TWEET | Finiture - Finishes | EUR |
|-------------------------------|---------------------|-----|
| Doccia Tweet Round in metallo | CRAG | |

Tweet Round metal hand-shower

| ZDUP 126 TWEET PLUS | Finiture - Finishes | EUR |
|--------------------------------------|---------------------|-----|
| doccia Tweet Plus in metallo 2 getti | CRAG | |

Tweet Plus metal hand-shower, two-spray functions

idroscoopino 2 getti
two-spray functions



Kit idroscoopino completo di:

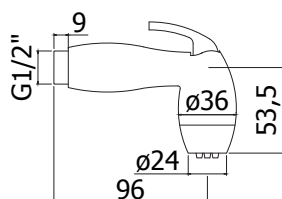
- supporto fisso bianco in ABS
- flessibile PVC bianco 1/2"x1/2"/L. 1200 mm

WC set complete with:

- white ABS fixed bracket
- 1/2"x1/2"G/L. 1200mm white PVC hose

| ZACC 257 . . | Finiture - Finishes | EUR |
|---|---------------------|-----|
| con doccia per idroscoopino bianca in ABS | CL | |

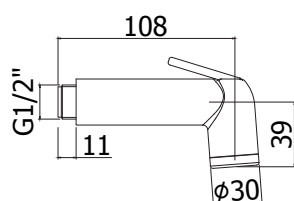
with white ABS hand-shower for WC set



Doccia per idroscopino bianca in ABS
white ABS hand-shower for WC set

ZDOC 062 . .
per art. ZACC257CL
for art. ZACC257CL

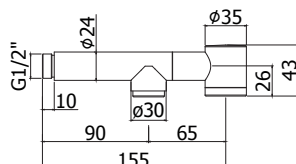
Finiture - Finishes **EUR**
CL



Doccia shut-off in ABS completa di:
• attacco 1/2"G
Shut-off ABS rinser complete with:
• 1/2"G connection

ZDOC 060 MINORCA

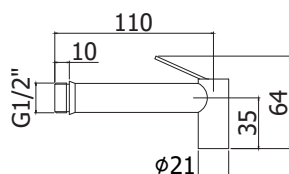
Finiture - Finishes **EUR**
CR



Doccia shut-off in ABS completa di:
• attacco 1/2"G
Shut-off ABS rinser complete with:
• 1/2"G connection

ZDOC 061 GIGLIO

Finiture - Finishes **EUR**
CR



Doccia Tweet Round in metallo completa di:

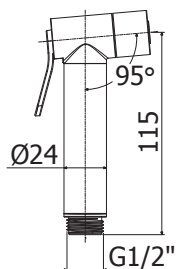
• attacco 1/2"G
Tweet Round metal hand-shower complete with:
• 1/2"G connection

ZDOC 120 TWEET ROUND
per art. ZDUP109-110-114 / KITDUP110
for art. ZDUP109-110-114 / KITDUP110

Finiture - Finishes **EUR**
CR
BO
NO
HG
HGSP
ST
BR

kit bidet - bidet kit

new



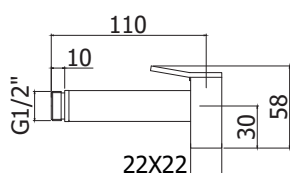
Doccia Tweet Plus 2 getti in metallo completa di:

- attacco 1/2" G

Tweet Plus metal two spray-functions hand-shower complete with:

- 1/2" G connection

| ZDOC 126 TWEET PLUS | Finiture - Finishes | EUR |
|-----------------------------------|---------------------|-----|
| per artt. ZDUP124-125 / KITDUP126 | CR | |
| for artt. ZDUP124-125 / KITDUP126 | NO | |



Doccia Tweet Square in metallo completa di:

- attacco 1/2" G

Tweet Square metal hand-shower complete with:

- 1/2" G connection

| ZDOC 121 TWEET SQUARE | Finiture - Finishes | EUR |
|-----------------------------------|---------------------|-----|
| per artt. ZDUP111-112 / KITDUP112 | CR | |
| for artt. ZDUP111-112 / KITDUP112 | NO | |



Flessibile ottone cromo per 1/2"x1/2"/L. 1200 mm
1/2"x1/2"/L. 1200 mm chrome brass flexible hose

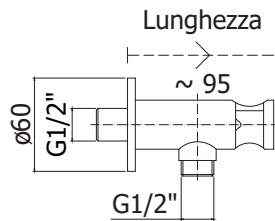
| ZFLO 030 | Finiture - Finishes | EUR |
|-----------------|---------------------|-----|
| per idroscopino | CR | |
| for WC set | HG | |
| | ST | |
| | BR | |

| ZFLO 030 | Finiture - Finishes | EUR |
|---|---------------------|-----|
| Flessibile PVC argento 1/2"x1/2"/L.1200 mm 1/2"x1/2"/L. 1200 mm PVC silver flexible hose | AG | |



Flessibile PVC colorato 1/2"x1/2"/L. 1200 mm
1/2"x1/2"/L. 1200 mm colored PVC hose

| ZFLO 079 | Finiture - Finishes | EUR |
|-----------------|---------------------|-----|
| per idroscopino | BO | |
| for WC set | NO | |



Supporto doccia incasso in metallo completo di:

- con piastra Ø50mm
- attacchi 1/2"G

Metal concealed wall hook complete with:

- with wall plate Ø50 mm
- 1/2"G connections

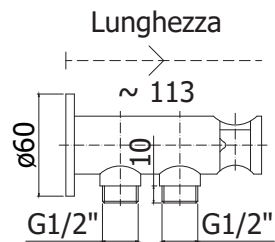
ZSUP 027

con valvola di sicurezza
with security valve

Finiture - Finishes

CR

EUR



Supporto doccia esterno in metallo completo di:

- con piastra Ø46,5mm
- attacchi 1/2"G

Metal hand-shower bracket complete with:

- with wall plate Ø46,5mm
- 1/2"G connections

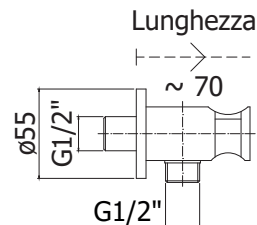
ZSUP 028

con valvola di sicurezza
with security valve

Finiture - Finishes

CR

EUR



Supporto incasso tondo in metallo completo di:

- piastra Ø55mm
- attacchi 1/2"G

Round concealed metal fixed bracket complete with:

- wall plate Ø55mm
- 1/2"G connections

ZSUP 031 TONDO

con presa acqua incorporata
with built-in water inlet

Finiture - Finishes

CR

BO

NO

HG

HGSP

ST

EUR

ZACC 423

Rosone TONDO - Ø55mm
ROUND wall plate - Ø55mm

CR

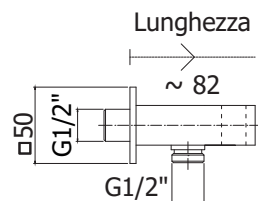
BO

NO

HG

HGSP

ST



Supporto incasso quadro in metallo completo di:

- piastra quadra 50x50mm
- attacchi 1/2"G

Square concealed metal fixed bracket complete with:

- square wall plate 50x50mm
- 1/2"G connections

ZSUP 032 QUADRO

con presa acqua incorporata
with built-in water inlet

Finiture - Finishes

CR

ST

BO

NO

EUR

ZBAS 086

Rosone QUADRO - 50x50mm
SQUARE wall plate - 50x50 mm

CR

ST

BO

NO



ZA91104R Cartuccia completa Ø35 senza distributore con regolazione artt. KITDUP110-112
Complete cartridge Ø35 without distributor with regulation artt. KITDUP110-112

Finiture - Finishes **EUR**



ZACC476 Set di fissaggio per artt. ZDUP110-112
Fixing set for artt. ZDUP110-112

Finiture - Finishes **EUR**



ZCAP074 Cappuccio sottoleva in ABS per artt. ZDUP110-112
ABS under lever cap for artt. ZDUP110-112

Finiture - Finishes **EUR**

CR **0,70**

BO

NO

HG

HGSP

ST

BR

ZCAP034 Cappuccio sottoleva per artt. KITDUP110-112
Under lever cap for artt. KITDUP110-112

CR

NO

HG

HGSP

ST

BR



ZGHI010 Ghiera fermacartuccia M37x1 per artt. KITDUP110-112
M37x1 cartridge fastening ring nut for artt. KITDUP110-112

Finiture - Finishes **EUR**



ZLEV085 Leva completa Ø45 per artt. KITDUP110
Complete lever Ø45 for artt. KITDUP110

Finiture - Finishes **EUR**

CR

BO

NO

HG

HGSP

ST

ZMAN161 Leva kit bidet per artt. ZDUP110
Lever for bidet kit for artt. ZDUP110

CR

BO

NO

HG

HGSP

ST

BR



ZLEV098 Leva completa mod. CUBO per artt. KITDUP112
CUBO complete lever for artt. KITDUP112

Finiture - Finishes **EUR**

CR

NO

ZMAN160 Maniglia per kit bidet per artt. ZDUP112
Handle for bidet kit for artt. ZDUP112

CR

NO

ZMAN162 Maniglia per kit bidet per artt. ZDUP111
Handle for bidet kit for artt. ZDUP111









CR



ZMAN159 Maniglia per kit bidet per artt. ZDUP109
Handle for bidet kit for artt. ZDUP109

Finiture - Finishes **EUR**

CR

| | | |
|---|--|---|
|  | ZPIA026 Piastra 1 foro con guarnizione per art. KITDUP112 One-hole wall plate with gasket for art. KITDUP112 | Finiture - Finishes EUR CR/M NO/M |
|  | ZPIA082 Piastra 1 foro con guarnizione per art. KITDUP110 One-hole wall plate with gasket for art. KITDUP110 | Finiture - Finishes EUR CR BO NO HG HGSP ST BR |
|  | ZPIA119 Rosone TONDO - Ø50mm per art. ZDUP109 ROUND wall plate - Ø50mm for art. ZDUP109 | Finiture - Finishes EUR CR |
|  | ZPIA120 Rosone QUADRO - 70x70mm per art. ZDUP112 SQUARE wall plate - 70x70mm per art. ZDUP112 | Finiture - Finishes EUR CR NO |
|  | ZPIA121 Rosone TONDO - Ø70mm per art. ZDUP110 ROUND wall plate - Ø70mm per art. ZDUP110 | Finiture - Finishes EUR CR BO NO HG HGSP ST BR |
|  | ZPIA122 Rosone QUADRO - 48x48mm per art. ZDUP111 SQUARE wall plate - 48x48mm per art. ZDUP111 | Finiture - Finishes EUR CR |
|  | ZPRO110 Prolunga per artt. ZDUP110 - ZDUP125 - H. 30mm Extension for artt. ZDUP110 - ZDUP125 - H.30mm | Finiture - Finishes EUR CR BO NO BR HG HGSP ST |
|  | ZPRO112 Prolunga per art. ZDUP112 - H. 30mm Extension for art. ZDUP112 - H. 30mm | Finiture - Finishes EUR CR NO |

kit bidet - bidet kit

ricambi - spare parts




ZRAC146 Raccordo 1/2" con OR per artt. ZDUP110-112
1/2" connection with OR for artt. ZDUP110-112

| <u>Finiture - Finishes</u> | <u>EUR</u> |
|----------------------------|------------|
| CR | |
| BO | |
| NO | |
| HG | |
| HGSP | |
| ST | |
| BR | |



ZSET109 Set chiavetta+grano+placchetta+vite per artt. ZDUP110-112
Key+headless screw+plate+screw set for artt. ZDUP110-112

| <u>Finiture - Finishes</u> | <u>EUR</u> |
|----------------------------|------------|
| CR | |
| BO | |
| NO | |
| HG | |
| ST | |
| BR | |



ZSUP010 Supporto doccia per artt. ZDUP099-114
Bracket for artt. ZDUP099-114

| <u>Finiture - Finishes</u> | <u>EUR</u> |
|----------------------------|------------|
| CR | |



ZSUP042 Supporto doccia per artt. ZDUP110
Bracket for artt. ZDUP110

| <u>Finiture - Finishes</u> | <u>EUR</u> |
|----------------------------|------------|
| CR | |
| BO | |
| NO | |
| HG | |
| HGSP | |
| ST | |
| BR | |



ZSUP043 Supporto doccia per artt. ZDUP112
Bracket for artt. ZDUP112

| <u>Finiture - Finishes</u> | <u>EUR</u> |
|----------------------------|------------|
| CR | |
| NO | |



ZVIT110 Vitone dischi ceramici per artt. ZDUP109-111
Ceramic disc valve for artt. ZDUP109-111

| <u>Finiture - Finishes</u> | <u>EUR</u> |
|----------------------------|------------|
|----------------------------|------------|



ZVIT111 Cartuccia per kit bidet per artt. ZDUP110-112
Cartridge for bidet kit for artt. ZDUP110-112

| <u>Finiture - Finishes</u> | <u>EUR</u> |
|----------------------------|------------|
|----------------------------|------------|

accessori

fittings



Griglie a cestino
Baskets



Rubinetti vari
Various taps



Colonne scarico vasca
Bath waste columns



Eccentrici
Eccentric connections



Bottle traps



Deviatori
Diverter



Raccordi e tubi
Connections and tubes



Canne tubo e aeratori
Spouts and aerators



Rubinetti sottolavabo con filtro
Underlavatory stop cocks with filter



Bocche a muro
Wall spouts



Scarichi
Pop up wastes

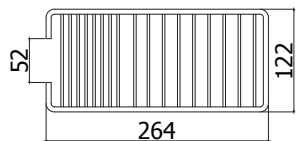


Varie
Various



Rubinetti ad incasso
Concealed flush valves

accessori - fittings

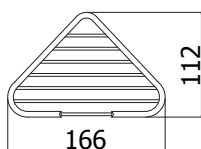
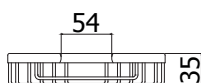


Griglia a cestino in metallo RETTANGOLARE Grande
RECTANGULAR big metal basket

ZPOR 001
264x122x50mm
264x122x50mm

Finiture - Finishes
CR

EUR

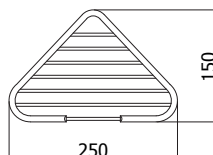
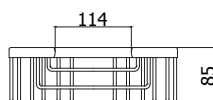


Griglia a cestino in metallo TRIANGOLARE Piccolo
TRIANGULAR small metal basket

ZPOR 002
166x112x35mm
166x112x35mm

Finiture - Finishes
CR

EUR

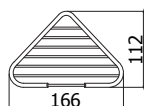
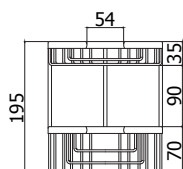


Griglia a cestino in metallo TRIANGOLARE Grande
TRIANGULAR big metal basket

ZPOR 003
250x150x85mm
250x150x85mm

Finiture - Finishes
CR

EUR

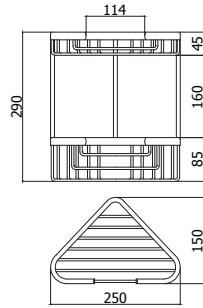


Griglia a cestino in metallo TRIANGOLARE Piccolo
TRIANGULAR small metal basket

ZPOR 004
166x112x195mm
• a 2 ripiani
166x112x195mm
• with double shelf

Finiture - Finishes
CR

EUR




Griglia a cestino in metallo TRIANGOLARE Grande
TRIANGULAR big metal basket

ZPOR 005

Finiture - Finishes
CR

EUR

- 250x150x290mm
- a 2 ripiani
- 250x150x290mm
- with double shelf



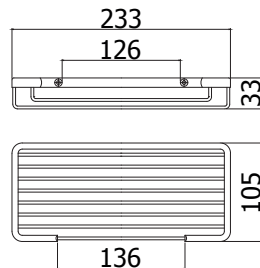
Griglia a cestino in metallo RETTANGOLARE Piccolo
RECTANGULAR small metal basket

ZPOR 006

Finiture - Finishes
CR

EUR

- 133x90x30mm
- 133x90x30mm



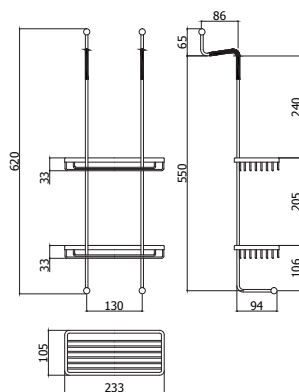
Griglia a cestino in metallo RETTANGOLARE Medio
RECTANGULAR middle metal basket

ZPOR 007

Finiture - Finishes
CR

EUR

- 233x105x33mm
- 233x105x33mm



Griglia a cestino in metallo RETTANGOLARE
RECTANGULAR metal basket

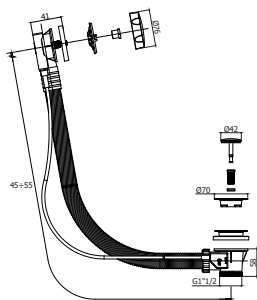
ZPOR 008

Finiture - Finishes
CR

EUR

- a 2 ripiani alto
- high with double shelf

accessori - fittings



Colonna scarico in plastica
PVC bath waste

ZACC 118..
senza sifone
without bottle trap

| Finiture - Finishes | EUR |
|---------------------|-----|
| CR | |
| CL | |
| ST | |
| BR | |
| RM | |
| GF | |



Colonna scarico in plastica
PVC bath waste

ZACC 120
con sifone a saldare
with weld bath waste

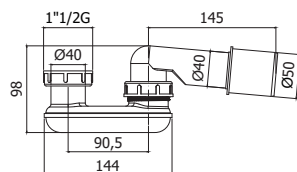
| Finiture - Finishes | EUR |
|---------------------|-----|
| CR | |



Colonna scarico in plastica
PVC bath waste

ZACC 122
con sifone filettato
with threaded bath waste

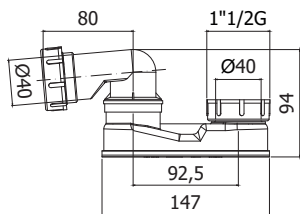
| Finiture - Finishes | EUR |
|---------------------|-----|
| CR | |



Sifone orientabile
Swivelling bottle trap

ZACC 124
per colonna a saldare
for bath waste with bottle trap to weld

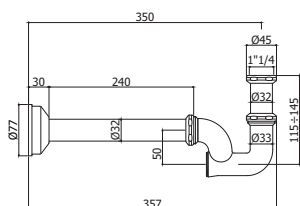
| Finiture - Finishes | EUR |
|---------------------|-----|
|---------------------|-----|



Sifone orientabile
Swivelling bottle trap

ZACC 125
per colonna con filetto
for bath waste with threaded bottle trap

Finiture - Finishes **EUR**



Sifone per lavabo e bidet con tappo posteriore
Bottle trap for basin and bidet

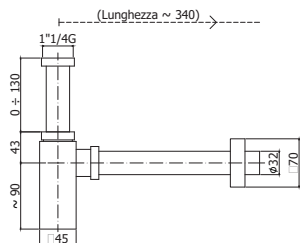
ZACC 062..
con attacco 1" G
with 1" G connection

Finiture - Finishes **EUR**

CR
CL
GF
BR
RM

ZACC 063..
con attacco 1 1/4 G
with 1 1/4 G connection

CR
CL
GF
BR
RM

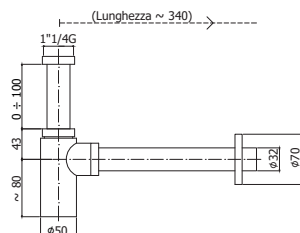


Sifone a bottiglia Domino
Domino bottle trap

ZACC 221..
con attacco 1 1/4 G
with 1 1/4 G connection

Finiture - Finishes **EUR**

CR
ST



Sifone a bottiglia tondo
Round bottle trap

ZACC 240
con attacco 1 1/4 G
with 1 1/4 G connection

Finiture - Finishes **EUR**

CR
BO
NO
ST
HG
HGSP

accessori - fittings



Squadretta sottolavabo con rosone
Underbasin tee with wall plate

ZACC 065..

150x250mm
• Ø14 mm e nipple 1/2"G
150x250mm
• Ø14 mm and 1/2"G nipple

Finiture - Finishes

CR
CL
GF
BR
RM

EUR



Curvetta per monoforo
Elbow tube connection for one-hole mixer

ZACC 066..

con attacco a muro 1/2"G
with 1/2" wall connection

Finiture - Finishes

CR
CL
GF
BR
RM

EUR



Tubo scarico per WC con rosone
WC pipe with shield

ZACC 067..

Ø 30 mm x l. 300 mm
Ø 30 mm x l. 300 mm

Finiture - Finishes

CR
CL
GF
BR
RM

EUR



Canotto bordato con calotta e rosone
WC pipe with shield and nut

ZACC 068..

Ø 25 mm x l. 200 mm
Ø 25 mm x l. 200 mm

Finiture - Finishes

CR
CL
GF
BR
RM

EUR



Tubo curvo 45° per cassetta
45° elbow pipe for cistern

ZACC 069..

Ø 30 mm x l. 280 mm
Ø 30 mm x l. 280 mm

Finiture - Finishes

CR
CL
GF
BR
RM

EUR



Tubo curvo 90° per cassetta
90° elbow pipe for cistern

ZACC 070..

Ø 30 mm x 120x250 mm
Ø 30 mm x 120x250 mm

Finiture - Finishes

CR
CL
GF
BR
RM

EUR



Tubo rame l. 800mm
Copper pipe - l. 800mm

ZACC 107..

per passorapido esterno 3/4"G
for 3/4"G external flush valve

Finiture - Finishes

CR
GF
BR
RM

EUR

ZACC 108..

per passorapido esterno 1"G
for 1"G external flush valve

CR
GF
BR
RM



Set flessibili inox per miscelatori (2 pezzi)
Set of 2 pcs. inox flex for mixers

ZFLX 001

M10x1 - F3/8" cm.35
M10x1 - F3/8" cm.35

Finiture - Finishes

CR

EUR

accessori - fittings



Tubo rame con raccordo per miscelatore (1 pezzo)
Threaded copper pipe for mixer (1 piece)

| ZTUB 001.. | Finiture - Finishes | EUR |
|------------|---------------------|-----|
| M10x1 | CR | |
| M10x1 | GF | |
| | BR | |
| | RM | |

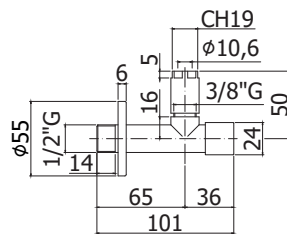
| ZTUB 009.. | Finiture - Finishes | EUR |
|------------|---------------------|-----|
| M8x1 | CR | |
| M8x1 | | |



Tubo per miscelatore scaldabagno (1 pezzo)
Copper pipe for water-heater (1 piece)

| ZTUB 004 | Finiture - Finishes | EUR |
|--|---------------------|-----|
| con lunghezza l. 600mm with length l. 600mm | CR | |

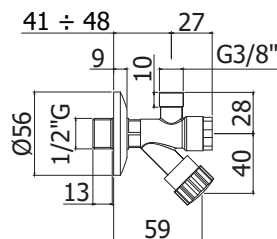
| ZTUB 005 | Finiture - Finishes | EUR |
|--|---------------------|-----|
| con lunghezza l. 1000mm with length l. 1000mm | CR | |



Rubinetto sottolavabo con filtro STICK
STICK underlavatory stop cock with filter

| ZACC 204 | Finiture - Finishes | EUR |
|----------------------------|---------------------|-----|
| con attacco a muro 1/2\"/> | | |

CR
BO
NO
ST
HG
HGSP



Rubinetto sottolavabo con filtro
• con sede piana per flex inox
Underlavatory stop cock with filter
• with flat seat for flex inox

| ZACC 254 | Finiture - Finishes | EUR |
|----------------------|---------------------|-----|
| con attacchi 1/2\"/> | | |

CR



Rubinetto sottolavabo snodato con filtro
 • con calotta e ogiva per tubetti
 Swivelling underlavatory stop cock with filter
 • with connections for copper tubes

| ZACC 255.. | Finiture - Finishes | EUR |
|---------------------------|---------------------|-----|
| con attacco a muro 1/2"G | CR | |
| with 1/2" wall connection | BR | |
| | RM | |
| | GF | |



Asta orizzontale con calotta e guarnizione per scarico
 Rod for waste

| ZAST 017 | Finiture - Finishes | EUR |
|------------------------|---------------------|-----|
| con lunghezza l. 200mm | CR | |
| with length l. 200mm | | |
| ZAST 022 | Finiture - Finishes | EUR |
| con lunghezza l. 330mm | CR | |
| with length l. 330mm | | |
| ZAST 027 | Finiture - Finishes | EUR |
| con lunghezza l. 400mm | CR | |
| with length l. 400mm | | |



Scarico Normale
 Standard pop up waste

| ZSCA 001.. | Finiture - Finishes | EUR |
|------------------------|---------------------|-----|
| con attacco 1"G | CR | |
| with 1"G connection | | |
| ZSCA 002.. | Finiture - Finishes | EUR |
| con attacco 1"1/4G | CR | |
| with 1"1/4G connection | CL | |
| | BO | |
| | NO | |
| | GF | |
| | BR | |
| | RM | |
| | ST | |
| | HG | |
| | HGSP | |



Scarico con tappo in hostaform
 Pop up waste with hostaform plug

| ZSCA 004 | Finiture - Finishes | EUR |
|------------------------|---------------------|-----|
| con attacco 1"1/4G | CR | |
| with 1"1/4G connection | | |

accessori - fittings



Scarico comando a leva
Pop up waste with lever

ZSCA 008
con attacco 1"1/4G
with 1"1/4G connection

Finiture - Finishes
CR

EUR

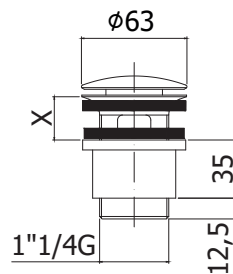


Distanziale copripiletta ABS per scarico Clic-Clac
ABS cover for Clic-Clac press top waste

ZSCA 011
su lavabo in vetro
on glass basin

Finiture - Finishes
CR

EUR



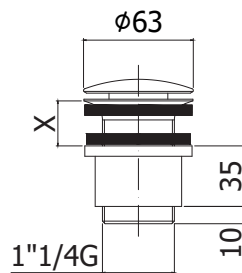
Scarico Clic-Clac 1"1/4G con troppo pieno
1"1/4G Clic-Clac with overflow

ZSCA 010..
(X) regolabile da 25 a 50mm
• con piletta h60mm
(X) adjustable from 25 to 50mm
• with waste h60mm

ZSCA 012..
(X) regolabile da 35 a 65mm
• con piletta h75mm
(X) adjustable from 35 to 65mm
• with waste h75mm

Finiture - Finishes
CR

EUR



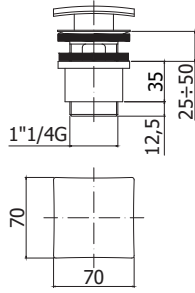
Scarico Clic-Clac 1"1/4G senza troppo pieno
1"1/4G Clic-Clac without overflow

ZSCA 013..
(X) regolabile da 25 a 50mm
• con piletta h60mm
(X) adjustable from 25 to 50mm
• with waste h60mm

ZSCA 018..
(X) regolabile da 35 a 65mm
• con piletta h75mm
(X) adjustable from 35 to 65mm
• with waste h75mm

Finiture - Finishes
CR

EUR



Scarico Clic-Clac 1"1/4G completo di:

- piletta h60mm
- troppo pieno

1"1/4G Clic-Clac press top waste complete with:

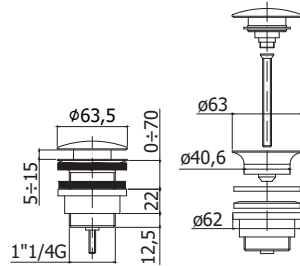
- waste h60mm
- overflow

ZSCA 030 QUADRO

regolabile da 25 a 50mm
adjustable from 25 to 50mm

Finiture - Finishes
CR

EUR



Scarico Clic-Clac 1"1/4G completo di:

- piletta h60mm
- troppo pieno
- vite blocco e raccordo

1"1/4G Clic-Clac press top waste complete with:

- waste h60mm
- overflow
- locking screw and connection

ZSCA 050 SIMPLE RAPID

regolabile da 0 a 70mm
adjustable from 0 to 70mm

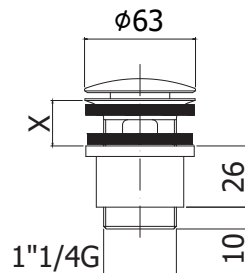
Finiture - Finishes

- CR
- BO
- NO
- ST
- BR
- RM
- HG
- HGSP

EUR

* Con possibilità "Sempre aperto"

* "Always open" system included



Scarico 1"1/4 Clic-Clac VIP con troppo pieno
VIP 1"1/4G Clic-Clac with overflow

ZSCA 060..

- (X) regolabile da 30 a 45mm
- con piletta h60mm
- (X) adjustable from 30 to 45mm
- with waste h60mm

ZSCA 062..

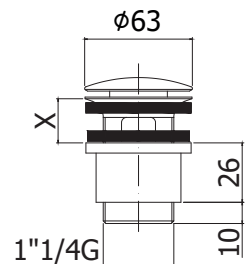
- (X) regolabile da 45 a 60mm
- con piletta h75mm
- (X) adjustable from 45 to 60mm
- with waste h75mm

Finiture - Finishes

CR

CR

EUR



Scarico 1"1/4 Clic-Clac VIP senza troppo pieno
VIP 1"1/4G Clic-Clac without overflow

ZSCA 063..

- (X) regolabile da 30 a 45mm
- con piletta h60mm
- (X) adjustable from 30 to 45mm
- with waste h60mm

ZSCA 068..

- (X) regolabile da 45 a 60mm
- con piletta h75mm
- (X) adjustable from 45 to 60mm
- with waste h75mm

Finiture - Finishes

CR

CR

EUR

accessori - fittings



Tappo Ø63mm per piletta scarico clic clac 1"1/4G
Plug Ø63mm for 1" 1/4G clic clac waste

| ZACC 445 | Finiture - Finishes | EUR |
|-----------------------------|---------------------|-----|
| in ottone, per art. ZSCA050 | CR | |
| brass, for art. ZSCA050 | BO | |
| | NO | |
| | ST | |
| | BR | |
| | RM | |
| | HG | |
| | HGSP | |



Tappo Ø40mm per piletta scarico 1" - 1"1/4G
Plug Ø40mm for 1" - 1" 1/4G pop up waste

| ZACC 091 | Finiture - Finishes | EUR |
|-------------------------------------|---------------------|-----|
| in ottone, per art. ZSCA001-ZSCA002 | CR | |
| brass, for art. ZSCA001-ZSCA002 | CL | |
| | BO | |
| | NO | |
| | GF | |
| | BR | |
| | RM | |
| | ST | |
| | HG | |
| | HGST | |

| ZACC 349 | Finiture - Finishes | EUR |
|--------------------------------|---------------------|-----|
| in hostaform, per art. ZSCA004 | CR | |
| hostaform, for art. ZSCA004 | | |



Tappo universale
Universal plug

| ZACC 111 | Finiture - Finishes | EUR |
|----------|---------------------|-----|
| Ø63 mm | CR | |
| Ø63 mm | | |



Tappo + piletta completo
Plug with drain

| ZACC 266 | Finiture - Finishes | EUR |
|-----------------------------|---------------------|-----|
| per scarico 1" - 1"1/4G | CR | |
| for 1" - 1"1/4 pop up waste | | |



Rubinetto incasso con cappuccio 2 pezzi
Concealed tap with two-piece threaded cover

| ZACC 046.. | Finiture - Finishes | EUR |
|------------------------|---------------------|-----|
| con attacchi 1/2"G | CR | |
| with 1/2"G connections | CL | |
| | GF | |
| | BR | |
| | RM | |

| ZACC 047 | Finiture - Finishes | EUR |
|------------------------|---------------------|-----|
| con attacchi 3/4"G | CR | |
| with 3/4"G connections | | |

| ZACC 048 | Finiture - Finishes | EUR |
|----------------------|---------------------|-----|
| con attacchi 1"G | CR | |
| with 1"G connections | | |

| ZPRO 023 | Finiture - Finishes | EUR |
|--|---------------------|-----|
| Prolunga per rubinetto incasso con vitone - H15mm | | |
| Concealed tap extension with headpart - H15mm | | |



Saracinesca incasso con cappuccio 2 pezzi
Concealed valve with two-piece threaded cover

| ZACC 049 | Finiture - Finishes | EUR |
|----------------------|---------------------|-----|
| con attacchi 1"G | CR | |
| with 1"G connections | | |

| ZACC 051.. | Finiture - Finishes | EUR |
|------------------------|---------------------|-----|
| con attacchi 3/4"G | CR | |
| with 3/4"G connections | CL | |
| | GF | |
| | BR | |
| | RM | |

| ZPRO 024 | Finiture - Finishes | EUR |
|---|---------------------|-----|
| Prolunga per saracinesca incasso - H19mm | | |
| Concealed valve extension - H19mm | | |



Passorapido incasso Minimal
Minimal concealed flush valve

| ZACC 375 | Finiture - Finishes | EUR |
|-----------------------|---------------------|-----|
| con attacco 3/4"G | CR | |
| with 3/4"G connection | | |

| ZACC 376 | Finiture - Finishes | EUR |
|---------------------|---------------------|-----|
| con attacco 1"G | CR | |
| with 1"G connection | | |

| ZPRO 064 | Finiture - Finishes | EUR |
|--|---------------------|-----|
| Prolunga per passorapido incasso per artt. ZACC375-376-380-381 | CR | |
| • H19mm | | |
| Extension for concealed flush valve for artt. ZACC375-376-380-381 | | |
| • H19mm | | |



Passorapido incasso Classic
Classic concealed flush valve

| ZACC 380 | Finiture - Finishes | EUR |
|-----------------------|---------------------|-----|
| con attacco 3/4"G | CR | |
| with 3/4"G connection | | |

| ZACC 381 | Finiture - Finishes | EUR |
|---------------------|---------------------|-----|
| con attacco 1"G | CR | |
| with 1"G connection | | |

| ZPRO 064 | Finiture - Finishes | EUR |
|--|---------------------|-----|
| Prolunga per passorapido incasso per artt. ZACC375-376-380-381 | CR | |
| • H19mm | | |
| Extension for concealed flush valve for artt. ZACC375-376-380-381 | | |
| • H19mm | | |

accessori - fittings



Passorapido esterno Minimal
Minimal concealed flush valve

ZACC 377
con attacco 3/4"G
with 3/4"G connection

Finiture - Finishes
CR

EUR

ZACC 378
con attacco 1"G
with 1"G connection

CR



Passorapido esterno Classic
Classic concealed flush valve

ZACC 382
con attacco 3/4"G
with 3/4"G connection

Finiture - Finishes
CR

EUR

ZACC 383
con attacco 1"G
with 1"G connection

CR



Leva Minimal per passorapido
Minimal lever for flush valve

ZLEV 162
per artt. ZACC375-376-377-378
for artt. ZACC375-376-377-378

Finiture - Finishes
CR

EUR



Leva Classic per passorapido
Classic lever for flush valve

ZLEV 163
per artt. ZACC380-381-382-383
for artt. ZACC380-381-382-383

Finiture - Finishes
CR

EUR



Vitone per passorapido incasso 3/4"-1"G
Headpart for 3/4"-1"G flush valve

ZVIT 077

per artt. ZACC375-376-380-381
for artt. ZACC375-376-380-381

Finiture - Finishes

EUR



Vitone per passorapido esterno
Headpart for external flush valve

ZVIT 078

per artt. ZACC377-382
for artt. ZACC377-382

Finiture - Finishes

EUR

ZVIT 079

per artt. ZACC378-383
for artt. ZACC378-383



Gruppo miscelatore per scaldabagno
Water-heater wall sink mixer

ZACC 004

senza tubi
without copper pipes

Finiture - Finishes

CR

EUR

ZACC 005

con tubi
with tubes

CR



Rubinetto sottolavabo
Underlavatory stop cock

ZACC 009

con attacco a muro 1/2"G
• attacco inferiore 3/4"G
• attacco frontale 1/2"G femmina
with 1/2" wall connection
• 3/4"G lower connection
• 1/2"G front connection (female)

Finiture - Finishes

CR

EUR

accessori - fittings



Rubinetto lavatrice 2 vie
Two-way washing machine tap

ZACC 013

con attacco a muro 1/2"G
• attacco inferiore 3/4"G
with 1/2" wall connection
• 3/4"G lower connection

Finiture - Finishes
CR

EUR



Rubinetto snodo 2 vie completo di:
• canna orientabile senza rompigitto
Two-way sink tap complete with:
• swivelling spout without anti-splash

ZACC 015

con attacco a muro 1/2"G
• attacco inferiore 3/4"G
with 1/2" wall connection
• 3/4"G lower connection

Finiture - Finishes
CR

EUR



Rubinetto attacco lavatrice
Washing machine tap

ZACC 017

con attacco a muro 1/2"G
• attacco inferiore 3/4"G
with 1/2" wall connection
• 3/4"G lower connection

Finiture - Finishes
CR

EUR



Rubinetto arresto
Stop cock

ZACC 019

con attacchi 1/2"G femmina
with 1/2"G connections (female)

Finiture - Finishes
CR

EUR



Rubinetto arresto
Stop cock

ZACC 021
con attacchi 1/2"G maschio
with 1/2"G connections (male)

Finiture - Finishes **EUR**
CR



Rubinetto arresto
Stop cock

ZACC 023
con attacco a muro 1/2"G
• attacco frontale 1/2"G femmina
with 1/2" wall connection
• 1/2"G front connection (female)

Finiture - Finishes **EUR**
CR



Rubinetto per cassetta con tubetto
Tap for cistern with pipe

ZACC 024..
con attacco 3/8"G
with 3/8"G connection

Finiture - Finishes **EUR**
CR
CL
GF
BR
RM



Rubinetto con raccordo per retrogruppo
Tap with connection nut for mixer

ZACC 028
con attacchi 3/4"G
with 3/4"G connections

Finiture - Finishes **EUR**
CR

accessori - fittings



Rosone ottone - Ø60mm
Brass wall plate - Ø60mm

ZACC 044
per attacco 3/8"G
for 3/8"G connection

Finiture - Finishes
CR

EUR

ZACC 045
per attacco 1/2"G
for 1/2"G connection

CR



Rubinetto lavabo alto leva clinica
Pillar tap with long lever

ZACC 053
solo acqua fredda
cold water only

Finiture - Finishes
CR

EUR

ZVIT 014
Vitone per rubinetti leva lunga art.
ZACC053
Headpart for art. ZACC053

ZLEV 015
Leva clinica per art. ZACC053CR
Long lever for art. ZACC053CR

CR



Rubinetto lavabo leva clinica
Basin tap with long lever

ZACC 054
solo acqua fredda
cold water only

Finiture - Finishes
CR

EUR

ZVIT 014
Vitone per rubinetti leva lunga art.
ZACC054
Headpart for art. ZACC054

ZLEV 015
Leva clinica per art. ZACC054CR
Long lever for art. ZACC054CR

CR



Rubinetto a muro prolungatissimo leva clinica
Wall tap with long lever

ZACC 055
solo acqua fredda
cold water only

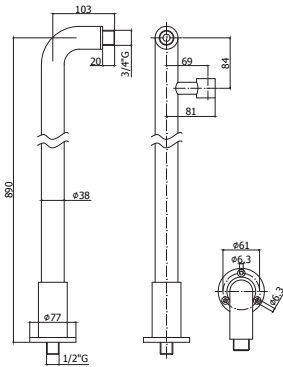
Finiture - Finishes
CR

EUR

ZVIT 014
Vitone per rubinetti leva lunga art.
ZACC055
Headpart for art. ZACC055

ZLEV 015
Leva clinica per art. ZACC055CR
Long lever for art. ZACC055CR

CR



Coppia colonne a pavimento per gruppo vasca esterno
 • H890mm
 • Ø38mm
 Pair of pillar legs for floor standing external bath/shower mixer
 • H890mm
 • Ø38mm

| ZACC 215.. | Finiture - Finishes | EUR |
|---|---------------------|-----|
| senza supporto doccia without wall bracket | CR BR | |
| ZACC 220.. | | |
| con supporto doccia with wall bracket | CR BR | |



Eccentrico rosone scorrevole 1/2" G x 3/4" G
 1/2" G x 3/4" G eccentric connection with sliding wall plate

| ZECC 001.. | Finiture - Finishes | EUR |
|-------------------------------|---------------------|-----|
| per miscelatori for mixers | CR CL | |



Eccentrico rosone scorrevole 1/2" G x 3/4" G
 1/2" G x 3/4" G eccentric connection with sliding wall plate

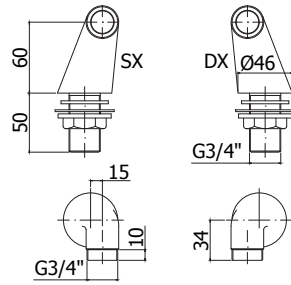
| ZECC 003.. | Finiture - Finishes | EUR |
|--|---------------------|-----|
| per rubinetti tradizionali for traditional taps | CR | |



Eccentrico distanziabile 1/2" G x 3/4" G
 1/2" G x 3/4" G eccentric spacer

| ZECC 006 | Finiture - Finishes | EUR |
|---|---------------------|-----|
| interasse 20mm distance between centres 20mm | CR | |
| ZECC 007 | | |
| interasse 40mm distance between centres 40mm | CR | |
| ZECC 008 | | |
| interasse 60mm distance between centres 60mm | CR | |
| ZECC 009 | | |
| interasse 80mm distance between centres 80mm | CR | |

accessori - fittings



Coppia eccentrici bordo vasca DESTRO - SINISTRO lusso 3/4"G x 3/4"G
Pair of 3/4"G x 3/4"G lux RIGHT - LEFT eccentric connection

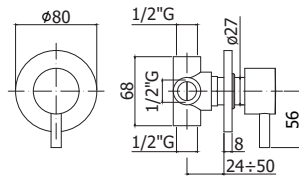
ZECC 011.. / 2

Interasse 15mm
• H60mm
distance between centres 15mm
• H60mm

Finiture - Finishes

CR
CL
GF
BR
RM

EUR



Deviatore incasso Minimal completo di:

- piastra in metallo Ø80 mm
- maniglia
- attacchi 1/2"G

Minimal concealed diverter complete with:

- metal wall plate Ø80mm
- handle
- 1/2"G connections

ZDEV 079 MINIMAL

con 2 entrate - 2 uscite
with 2 inlets - 2 outlets

Finiture - Finishes

CR

EUR

ZVIT 112

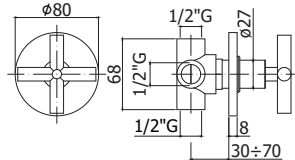
Cartuccia deviatore Ø26 mm per art. ZDEV079

Diverter cartridge Ø26 mm for art. ZDEV079

ZPRO 044

Prolunga per artt. ZDEV079 - H30mm
Extension for artt. ZDEV079 - H30mm

CR



Deviatore incasso Minimal completo di:

- piastra in metallo Ø80 mm
- maniglia QUATTRO
- attacchi 1/2"

Minimal concealed diverter complete with:

- metal wall plate Ø80mm
- QUATTRO handle
- 1/2" connections

ZDEV 079 .. QTV QUATTRO

con 2 entrate - 2 uscite
with 2 inlets - 2 outlets

Finiture - Finishes

CR

EUR

ZVIT 112

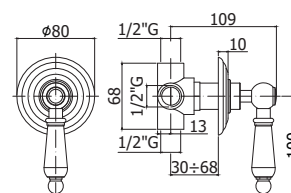
Cartuccia deviatore Ø26 mm per art. ZDEV079..QTV

Diverter cartridge Ø26 mm for art. ZDEV079..QTV

ZPRO 063

Prolunga per artt. ZDEV079..QTV - H30mm
Extension for artt. ZDEV079..QTV - H30mm

CR



Deviatore incasso Retrò completo di:

- piastra in metallo Ø80 mm
- attacchi 1/2"G

Retrò concealed diverter complete with:

- metal wall plate Ø80mm
- 1/2"G connections

ZDEV 080 RETRÒ

con 2 entrate - 2 uscite
with 2 inlets - 2 outlets

Finiture - Finishes

CR
CC
CG
BR
RM

EUR

ZVIT 112

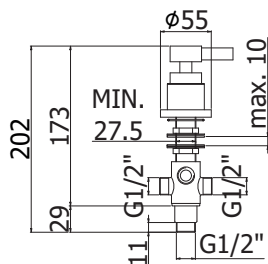
Cartuccia deviatore Ø26 mm per art. ZDEV080

Diverter cartridge Ø26 mm for art. ZDEV080

ZPRO062

Prolunga per art. ZDEV080 - H30mm
Extension for art. ZDEV080 - H30mm

CR



Deviatore Minimal per bordo vasca completo di:

- piastra Ø55mm
- maniglia
- attacchi 1/2"G

Minimal concealed diverter for deck mounted bath mixer complete with:

- wall plate Ø55mm
- handle
- 1/2"G connections

ZDEV 082 MINIMAL

Finiture - Finishes

EUR

con 2 entrate - 2 uscite
with 2 inlets - 2 outlets

CR

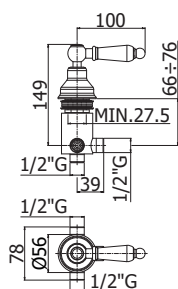
ZVIT 028

Cartuccia deviatore Ø35 mm per art.

ZDEV082

Diverter cartridge Ø35 mm for art.

ZDEV082



Deviatore Retrò per bordo vasca completo di:

- cappuccio scorrevole - Ø56 mm
- maniglia
- attacchi 1/2"G

Retrò concealed diverter for deck mounted bath mixer complete with:

- sliding cap - Ø56 mm
- handle
- 1/2"G connections

ZDEV 083 RETRÒ

Finiture - Finishes

EUR

con 2 entrate - 2 uscite
with 2 inlets - 2 outlets

CR

CO

CC

CG

BR

RM

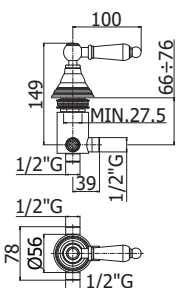
ZVIT 028

Cartuccia deviatore Ø35 mm per art.

ZDEV083

Diverter cartridge Ø35 mm for art.

ZDEV083



Deviatore Belinda per bordo vasca completo di:

- cappuccio scorrevole - Ø62 mm
- maniglia
- attacchi 1/2"G

Belinda concealed diverter for deck mounted bath mixer complete with:

- sliding cap - Ø62 mm
- handle
- 1/2"G connections

ZDEV 108 BELINDA

Finiture - Finishes

EUR

con 2 entrate - 2 uscite
with 2 inlets - 2 outlets

CR

CO

BR

RM

ZVIT 028

Cartuccia deviatore Ø35 mm per art.

ZDEV108

Diverter cartridge Ø35 mm for art.

ZDEV108



Canna tubo alta con aeratore

Long spout in tube with aerator

ZCANA 005

Finiture - Finishes

EUR

con interasse 210mm
with distance between centres 210mm

CR

CO

CC

CG

TF

BR

RM

ZAER 002

Aeratore Ø24x1M

Aerator Ø24x1M

CR

GF

BR

RM

accessori - fittings



Canna tubo "C" Ø18 mm con aeratore
"C" tube spout Ø18 mm with aerator

| | Finiture - Finishes | EUR |
|--|--|-----|
| ZCANA 006 con interasse 200mm with distance between centres 200mm | CR | |
| ZCANA 007 con interasse 150mm with distance between centres 150mm | CR CO CC CG GF BR RM | |
| ZAER 001 Aeratore Ø22x1F Aerator Ø22x1F | CR GF BR RM | |



Canna tubo "U" Ø18 mm con aeratore
"U" tube spout Ø18 mm with aerator

| | Finiture - Finishes | EUR |
|--|---------------------|-----|
| ZCANA 008 con interasse 180mm with distance between centres 180mm | CR | |
| ZCANA 009 con interasse 250mm with distance between centres 250mm | CR | |
| ZAER 001 Aeratore Ø22x1F Aerator Ø22x1F | CR | |



Canna tubo "U" Ø16 mm con rompigitto
"U" tube spout Ø16 mm with anti-splash

| | Finiture - Finishes | EUR |
|---|---------------------|-----|
| ZCAN 001 con interasse 250mm with distance between centres 250mm | CR | |
| ZCAN 010 con interasse 200mm with distance between centres 200mm | CR | |
| ZCAN 011 con interasse 300mm with distance between centres 300mm | CR | |
| ZAER 009 Rompigitto Ø 22x1F Anti-splash Ø 22x1F | CR | |



Canna tubo "S" Ø16 mm con rompigitto
"S" tube spout Ø16 mm with anti-splash

| | Finiture - Finishes | EUR |
|---|---------------------|-----|
| ZCAN 002 con interasse 250mm with distance between centres 250mm | CR | |
| ZCAN 004 con interasse 300mm with distance between centres 300mm | CR | |
| ZCAN 015 con interasse 160mm with distance between centres 160mm | CR | |
| ZAER 009 Rompigitto Ø 22x1F Anti-splash Ø 22x1F | CR | |



Canna tubo "S" Ø18 mm con aeratore
"S" tube spout Ø18 mm with aerator

| | Finiture - Finishes | EUR |
|--|--|-----|
| ZCANA 004 con interasse 300mm with distance between centres 300mm | CR | |
| ZCANA 012 con interasse 180mm with distance between centres 180mm | CR CO CC CG GF BR RM | |
| ZCANA 013 con interasse 250mm with distance between centres 250mm | CR | |
| ZCANA 040 con interasse 350mm with distance between centres 350mm | CR | |
| ZAER 001 Aeratore Ø22x1F Aerator Ø22x1F | CR GF BR RM | |



Canna dritta con aeratore
Straight spout with aerator

| | Finiture - Finishes | EUR |
|---|--|-----|
| ZCANA 023 tubo - interasse 200mm tube - distance between centres 200mm | CR CO CC CG TF BO NO ST | |
| ZCANA 024 fusa - interasse 190mm cast - distance between centres 190mm | CR | |
| ZCANA 025 tubo - interasse 165mm tube - distance between centres 165mm | CR | |
| ZCANA 026 tubo - interasse 300mm tube - distance between centres 300mm | CR | |
| ZAER 002 Aeratore Ø24x1M Aerator Ø24x1M | CR GF BO NO ST | |



Canna tubo "Ombrello" con aeratore
"Umbrella" tube spout with aerator

| | Finiture - Finishes | EUR |
|---|--|-----|
| ZCANA 019 Ø18 mm - interasse 185mm • per artt. 054-057-180 Iris/Viola Ø18 mm - distance between centres 185mm • for artt. 054-057-180 Iris/Viola | CR CO CC CG GF BR RM | |
| ZCANA 020 Ø20 mm - interasse 185mm • per art. 180 Apollo Ø20 mm - distance between centres 185mm • for art. 180 Apollo | CR | |
| ZAER 001 Aeratore Ø22x1F Aerator Ø22x1F | CR GF BR RM | |

accessori - fittings



Canna tubo "S" Ø16 mm senza rompigitto
"S" tube spout Ø16 mm without anti-splash

| ZCAN 014 | Finiture - Finishes | EUR |
|--|---------------------|-----|
| con interasse 150mm with distance between centres 150mm | CR | |



Canna tubo serpente con aeratore
Tube spout with aerator

| ZCAN 022 | Finiture - Finishes | EUR |
|--|---------------------|-----|
| con interasse 190mm with distance between centres 190mm | CR | |

| ZCAN 044 | Finiture - Finishes | EUR |
|--|---------------------|-----|
| con interasse 165mm with distance between centres 165mm | CR | |

| ZAER 002 | Finiture - Finishes | EUR |
|-----------------------------------|---------------------|-----|
| Aeratore Ø24x1M Aerator Ø24x1M | CR | |



Canna fusa con aeratore
Cast spout with aerator

| ZCAN 035 | Finiture - Finishes | EUR |
|---|---------------------|-----|
| bassa - interasse 115mm low - distance between 115mm | CR | |

| ZCAN 036 | Finiture - Finishes | EUR |
|---|---------------------|-----|
| alta - interasse 185mm high - distance between 185mm | CR | |

| ZAER 001 | Finiture - Finishes | EUR |
|-----------------------------------|---------------------|-----|
| Aeratore Ø22x1F Aerator Ø22x1F | CR | |



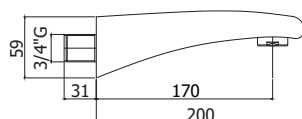
Bocca a muro completa di:

- aeratore M28x1
- attacco 3/4"G

Wall spout complete with:

- aerator M28x1
- 3/4"G connection

| ZBOC 013 | Finiture - Finishes | EUR |
|--|---------------------|-----|
| con lunghezza l. 170mm with length l. 170mm | CR | |





- Bocca a muro completa di:
- aeratore M24x1 Slim air
 - piastra in metallo 70x70mm
 - attacco 1/2"G
- Wall spout complete with:
- aerator M24x1 Slim air
 - metal wall plate 70x70mm
 - 1/2"G connection

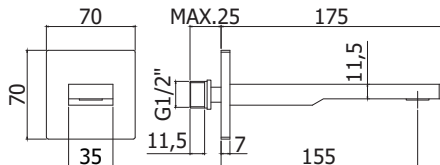
ZBOC 120

lunghezza l. 155mm - larghezza 35mm
length l. 155mm - width 35mm

Finiture - Finishes

CR
BO
NO
ST

EUR



ZAER090

Aeratore M24x1 SLIM AIR
SLIM AIR Aerator M24x1 with key



- Bocca a muro completa di:
- aeratore M24x1 Slim air
 - piastra in metallo 70x70mm
 - attacco 1/2"G
- Wall spout complete with:
- aerator M24x1 Slim air
 - metal wall plate 70x70mm
 - 1/2"G connection

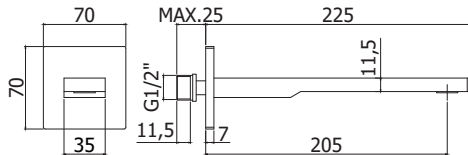
ZBOC 121

lunghezza l. 205mm - larghezza 35mm
length l. 205mm - width 35mm

Finiture - Finishes

CR
BO
NO
ST

EUR



ZAER090

Aeratore M24x1 SLIM AIR
SLIM AIR Aerator M24x1 with key



- Bocca a muro completa di:
- aeratore M24x1 Slim air
 - piastra in metallo 70x70mm
 - attacco 1/2"G
- Wall spout complete with:
- aerator M24x1 Slim air
 - metal wall plate 70x70mm
 - 1/2"G connection

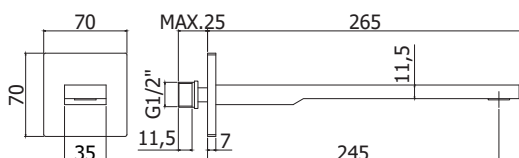
ZBOC 122

lunghezza l. 245mm - larghezza 35mm
length l. 245mm - width 35mm

Finiture - Finishes

CR
BO
NO
ST

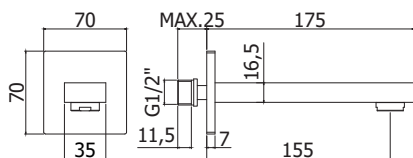
EUR



ZAER090

Aeratore M24x1 SLIM AIR con chiavetta
SLIM AIR Aerator M24x1 with key

accessori - fittings



Bocca a muro completa di:

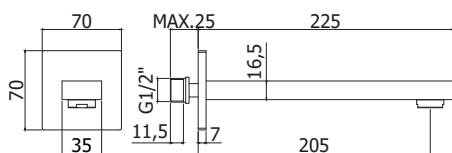
- aeratore M24x1
- piastra in metallo 70x70mm
- attacco 1/2" G

Wall spout complete with:

- aerator M24x1
- metal wall plate 70x70mm
- 1/2" G connection

ZBOC 123 Finiture - Finishes **EUR**
 lunghezza l. 155mm - larghezza 35mm **CR**
 length l. 155mm - width 35mm

ZAER002 **CR**
 Aeratore Ø24x1M
 Aerator Ø24x1M



Bocca a muro completa di:

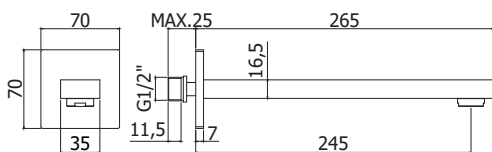
- aeratore M24x1
- piastra in metallo 70x70mm
- attacco 1/2" G

Wall spout complete with:

- aerator M24x1
- metal wall plate 70x70mm
- 1/2" G connection

ZBOC 124 Finiture - Finishes **EUR**
 lunghezza l. 205mm - larghezza 35mm **CR**
 length l. 205mm - width 35mm

ZAER002 **CR**
 Aeratore Ø24x1M
 Aerator Ø24x1M



Bocca a muro completa di:

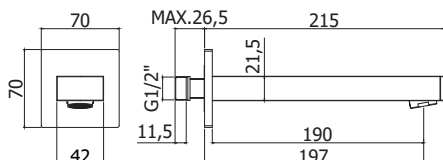

- aeratore M24x1
- piastra in metallo 70x70mm
- attacco 1/2" G

Wall spout complete with:

- aerator M24x1
- metal wall plate 70x70mm
- 1/2" G connection

ZBOC 125 Finiture - Finishes **EUR**
 lunghezza l. 245mm - larghezza 35mm **CR**
 length l. 245mm - width 35mm

ZAER002 **CR**
 Aeratore Ø24x1M
 Aerator Ø24x1M



Bocca a muro completa di:

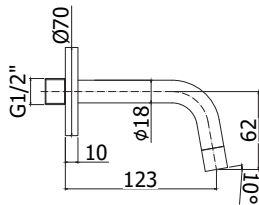
- aeratore M28x1
- piastra in metallo 70x70mm
- attacco 1/2" G

Wall spout complete with:

- aerator M28x1
- metal wall plate 70x70mm
- 1/2" G connection

ZBOC 111 Finiture - Finishes **EUR**
 lunghezza l. 197mm - larghezza 42mm **CR**
 length l. 197mm - width 42mm **BO**
NO
ST

ZAER003 **CR**
 Aeratore Ø28x1M
 Aerator Ø28x1M **BO**
NO
ST



Bocca a muro per lavabo completa di:

- aeratore M16x1
- piastra in metallo Ø70mm
- attacco 1/2"G

Wall spout for basin mixer complete with:

- aerator M16x1
- metal wall plate Ø70mm
- 1/2"G connection

ZBOC 103

Ø18 con lunghezza l. 123mm
Ø18 with length l. 123mm

Finiture - Finishes

EUR

- CR
- BO
- NO
- HG
- HGSP
- ST

ZPIA092

Piastra con guarnizione per bocca
Ø70 mm

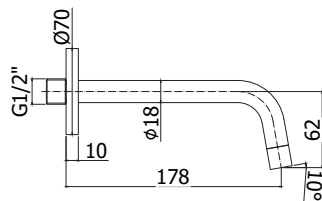
One-hole wall plate with gasket for spout
Ø70 mm

- CR
- BO
- NO
- HG
- HGSP
- ST

ZAER052

Aeratore completo Ø18
Complete aerator Ø18

- CR
- BO
- NO
- HG
- HGSP
- ST



Bocca a muro per lavabo completa di:

- aeratore M16x1
- piastra in metallo Ø70mm
- attacco 1/2"G

Wall spout for basin mixer complete with:

- aerator M16x1
- metal wall plate Ø70mm
- 1/2"G connection

ZBOC 045

Ø18 con lunghezza l. 178mm
Ø18 with length l. 178mm

Finiture - Finishes

EUR

- CR
- BO
- NO
- HG
- HGSP
- ST

ZPIA092

Piastra con guarnizione per bocca
Ø70 mm

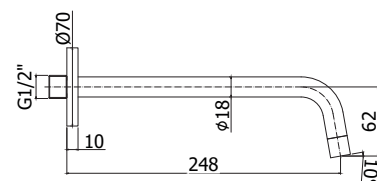
One-hole wall plate with gasket for spout
Ø70 mm

- CR
- BO
- NO
- HG
- HGSP
- ST

ZAER052

Aeratore completo Ø18
Complete aerator Ø18

- CR
- BO
- NO
- HG
- HGSP
- ST



Bocca a muro per lavabo completa di:

- aeratore M16x1
- piastra in metallo Ø70mm
- attacco 1/2"G

Wall spout for basin mixer complete with:

- aerator M16x1
- metal wall plate Ø70mm
- 1/2"G connection

ZBOC 046

Ø18 con lunghezza l. 248mm
Ø18 with length l. 248mm

Finiture - Finishes

EUR

- CR
- BO
- NO
- HG
- HGSP
- ST

ZPIA092

Piastra con guarnizione per bocca
Ø70 mm

One-hole wall plate with gasket for spout
Ø70 mm

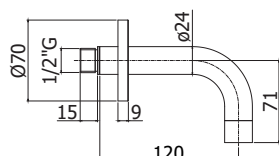
- CR
- BO
- NO
- HG
- HGSP
- ST

ZAER052

Aeratore completo Ø18
Complete aerator Ø18

- CR
- BO
- NO
- HG
- HGSP
- ST

accessori - fittings



Bocca a muro per vasca completa di:

- aeratore M22x1
- piastra in metallo Ø70mm
- attacco 1/2" G

Wall spout for bath complete with:

- aerator M22x1
- metal wall plate Ø70mm
- 1/2" G connection

ZBOC 140

Ø24 con lunghezza l. 120mm
Ø24 with length l. 120mm

Finiture - Finishes

EUR

CR
BO
NO
HG
HGSP
ST

ZPIA083

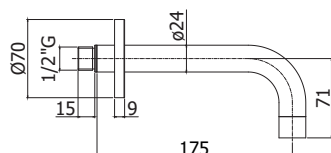
Piastra con guarnizione per bocca Ø70mm
One-hole wall plate with gasket for spout Ø70mm

CR
BO
NO
HG
HGSP
ST

ZAER129

Aeratore completo Ø24
Complete aerator Ø24

CR
BO
NO
HG
HGSP
ST



Bocca a muro per vasca completa di:

- aeratore M22x1
- piastra in metallo Ø70mm
- attacco 1/2" G

Wall spout for bath complete with:

- aerator M22x1
- metal wall plate Ø70mm
- 1/2" G connection

ZBOC 139

Ø24 con lunghezza l. 175mm
Ø24 with length l. 175mm

Finiture - Finishes

EUR

CR
BO
NO
HG
HGSP
ST

ZPIA083

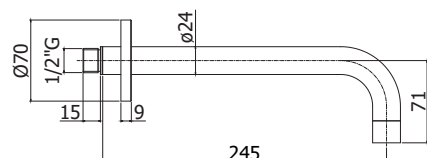
Piastra con guarnizione per bocca Ø70mm
One-hole wall plate with gasket for spout Ø70mm

CR
BO
NO
HG
HGSP
ST

ZAER129

Aeratore completo Ø24
Complete aerator Ø24

CR
BO
NO
HG
HGSP
ST



Bocca a muro per vasca completa di:

- aeratore M22x1
- piastra in metallo Ø70mm
- attacco 1/2" G

Wall spout for bath complete with:

- aerator M22x1
- metal wall plate Ø70mm
- 1/2" G connection

ZBOC 141

Ø24 con lunghezza l. 245mm
Ø24 with length l. 245mm

Finiture - Finishes

EUR

CR
BO
NO
HG
HGSP
ST

ZPIA083

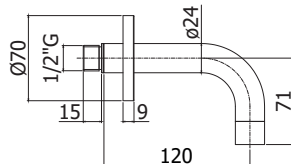
Piastra con guarnizione per bocca Ø70mm
One-hole wall plate with gasket for spout Ø70mm

CR
BO
NO
HG
HGSP
ST

ZAER129

Aeratore completo Ø24
Complete aerator Ø24

CR
BO
NO
HG
HGSP
ST



Bocca a muro per lavabo completa di:

- aeratore M22x1
- piastra in metallo Ø70mm
- attacco 1/2" G

Wall spout for basin mixer complete with:

- aerator M22x1
- metal wall plate Ø70mm
- 1/2" G connection

ZBOC 105

Ø24 con lunghezza l. 120mm
Ø24 with length l. 120mm

Finiture - Finishes

CR
ST

EUR

ZPIA083

Piastra con guarnizione per bocca
Ø70 mm

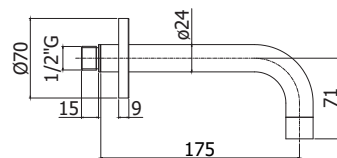
One-hole wall plate with gasket for spout
Ø70 mm

CR
ST

ZAER129

Aeratore completo Ø24
Complete aerator Ø24

CR
ST



Bocca a muro per lavabo completa di:

- aeratore M22x1
- piastra in metallo Ø70mm
- attacco 1/2" G

Wall spout for basin mixer complete with:

- aerator M22x1
- metal wall plate Ø70mm
- 1/2" G connection

ZBOC 081

Ø24 con lunghezza l. 175mm
Ø24 with length l. 175mm

Finiture - Finishes

CR
ST

EUR

ZPIA083

Piastra con guarnizione per bocca
Ø70 mm

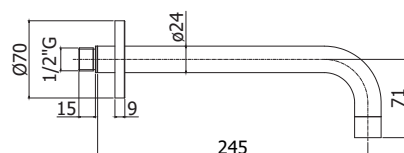
One-hole wall plate with gasket for spout
Ø70 mm

CR
ST

ZAER129

Aeratore completo Ø24
Complete aerator Ø24

CR
ST



Bocca a muro per lavabo completa di:

- aeratore M22x1
- piastra in metallo Ø70mm
- attacco 1/2" G

Wall spout for basin mixer complete with:

- aerator M22x1
- metal wall plate Ø70mm
- 1/2" G connection

ZBOC 082

Ø24 con lunghezza l. 245mm
Ø24 with length l. 245mm

Finiture - Finishes

CR
ST

EUR

ZPIA083

Piastra con guarnizione per bocca
Ø70 mm

One-hole wall plate with gasket for spout
Ø70 mm

CR
ST

ZAER129

Aeratore completo Ø24
Complete aerator Ø24

CR
ST

accessori - fittings



Coppia raccordi per retrogruppo 3/4"
 • L.30 mm
 Pair of 3/4"G nut connection
 • L.30 mm

ZACC 029
 con foro laterale
 with side hole

Finiture - Finishes **EUR**
CR



Coppia raccordi per retrogruppo 3/4"
 • L.30 mm
 Pair of 3/4"G nut connection
 • L.30 mm

ZACC 030
 senza foro
 without hole

Finiture - Finishes **EUR**
CR



Viti fissaggio sanitari
 Toilet, biset and basin fixing screws

ZACC 071
 (confezione da 4 pezzi)
 (4 pieces)

Finiture - Finishes **EUR**
CR
CL
GF
BR
RM



Viti fissaggio sanitari laterale
 Toilet, biset and basin side fixing screws

ZACC 072
 (confezione da 2 pezzi)
 (2 pieces)

Finiture - Finishes **EUR**
CR
GF
BR
RM



Tappo copriforo - Ø48.5 mm
Hole cover - Ø48.5mm

ZACC 076
per lavabo e bidet
for basin and bidet mixer

| Finiture - Finishes | EUR |
|---------------------|-----|
| CR | |
| CL | |
| BO | |
| NO | |
| GF | |
| BR | |
| RM | |



Rinforzo triangolare ABS per fissaggio
Triangular ABS reinforcement for fixing

ZACC 258
per miscelatori cucina
for kitchen mixers

| Finiture - Finishes | EUR |
|---------------------|-----|
|---------------------|-----|



Espositore a pavimento per 3 basette miscelatori
Floor standing display for 3 mixer

ZESP 027-BAS

| Finiture - Finishes | EUR |
|---------------------|-----|
|---------------------|-----|

Condizioni generali di vendita

Salvo quanto diversamente pattuito per iscritto tra le Parti, le presenti Condizioni Generali di Vendita (di seguito le "Condizioni Generali") unitamente ad eventuali condizioni speciali che siano previste nella conferma d'ordine disciplinano tutte le vendite di prodotti tra Rubinetteria Paffoni S.p.A., con sede in Poggio, via Soriso n. 2, (di seguito la "**Venditrice**") e qualsiasi acquirente (di seguito il "**Cliente**"); salvo specifici accordi di deroga in forma scritta, si intendono pienamente accettate dal Cliente e prevalgono su ogni altra eventuale clausola difforme inserita su modelli o su altri documenti utilizzati dalla Venditrice e/o dai Clienti (di seguito congiuntamente le "**Parti**").

1. PRODOTTI

1.1 Oggetto delle vendite regolate dalle presenti Condizioni Generali sono i prodotti indicati nei listini della Venditrice (di seguito i "Prodotti"), con le specifiche ivi indicate.

1.2 L'invio dei cataloghi o dei listini non costituisce offerta formale da parte della Venditrice, che rimane libera di modificare gli stessi in ogni momento e senza obbligo di preavviso.

2. ORDINI E CONFERMA

2.1 Gli Ordini si intendono accettati dalla Venditrice al ricevimento da parte del Cliente della conferma d'ordine rilasciata dalla Venditrice (di seguito la "Conferma d'Ordine").

2.2 Qualora la Conferma d'Ordine contenga modifiche rispetto all'Ordine, le modifiche si considerano tacitamente accettate trascorse 24 ore dall'invio della stessa senza che il Cliente abbia manifestato il proprio dissenso per iscritto.

2.3 Ferma restando l'esecuzione degli ordini a seguito di rispettiva Conferma d'Ordine, la Venditrice può sospendere e/o cessare in qualunque momento e senza preavviso la produzione dei Prodotti qualora esigenze di mercato e/o di produzione lo richiedano, senza che per ciò il Cliente possa avanzare pretesa o reclamo alcuno.

3. PREZZI

3.1 Salvo quanto diversamente pattuito per iscritto tra le Parti, i prezzi dei Prodotti (di seguito i "Prezzi") sono quelli risultanti dal listino prezzi della Venditrice in vigore al momento della Conferma d'Ordine, IVA esclusa, e si intendono per merce resa franco stabilimento della Venditrice in Poggio, via Soriso n. 2.

3.2 I prezzi indicati nel listino possono essere soggetti a variazione.

3.3 I prezzi non comprendono le spese di trasporto, spedizione, imballo dei Prodotti ed ogni altra spesa non specificamente inclusa nella Conferma d'Ordine.

4. CONDIZIONI DI PAGAMENTO

4.1 Il pagamento è tassativamente dovuto entro i termini specificati in fattura; un'eventuale variazione dei termini dovrà essere preventivamente ed espressamente pattuita per iscritto dalla Venditrice.

4.2 Qualsiasi pagamento deve essere eseguito ed è dovuto presso la sede della Venditrice, fatti salvi eventuali diversi accordi speciali scritti. Il rilascio di effetti cambiari o assegni è consentito solo se vi è espressa autorizzazione della Venditrice.

5. MANCATO O RITARDATO PAGAMENTO

5.1 In caso di mancato e/o ritardato pagamento nei termini, saranno addebitati al Cliente gli interessi convenzionali dalla data di scadenza del termine e sino all'effettivo saldo; ciò automaticamente e senza necessità di costituzione in mora.

5.2 La Venditrice, nel caso in cui la Cliente ritardi totalmente o parzialmente un pagamento, può sospendere qualsiasi consegna in corso e gli eventuali ordini già acquisiti, risolvere il relativo contratto e trattenere a titolo di risarcimento, fino a concorrenza del danno patito, qualsiasi somma incassata anticipatamente, senza pregiudizio alcuno al diritto di pretendere ulteriori danni.

5.3 Il mancato pagamento totale o parziale di anche una sola fattura da parte del Cliente, nonché la diminuzione delle eventuali garanzie prestate, determina automaticamente la decadenza dal beneficio del termine con riferimento a qualsiasi somma dovuta alla Venditrice dal Cliente medesimo.

6. CONSEGNA

6.1 I tempi di consegna sono indicativi e non impegnativi per la Venditrice. I termini di consegna concordati tra le parti sono in ogni caso prorogati a data da stabilirsi da parte della Venditrice, senza possibilità per il Cliente di reclamare danni, se il ritardo è dovuto ad impedimenti della Venditrice (a mero titolo esemplificativo: carenze di materie prime, avarie dei macchinari, scioperi, serrate, stato di calamità, eventi climatici, epidemia, interruzione e/o ritardi nelle forniture della materia prima e nei trasporti.....ecc...) e comunque se il ritardo è determinato da cause di forza maggiore.

6.2 Il termine di consegna pattuito verrà automaticamente sospeso in caso di mancato o ritardato pagamento da parte del Cliente come previsto sub art. 5 ovvero prorogato nel caso in cui il Cliente abbia richiesto modifiche della fornitura accettate dalla Venditrice successivamente alla Conferma d'Ordine.

7. IMBALLAGGI

Gli imballi vengono fatturati al costo e la Venditrice non ne accetta la restituzione. La Venditrice non è responsabile di eventuali vizi e difetti degli imballaggi.

8. TRASPORTI

8.1 Le spese di trasporto, salvo patto scritto contrario, sono a carico del Cliente. La Venditrice si riserva la facoltà di addebitare al Cliente eventuali oneri aggiuntivi al puro costo di trasporto eventualmente corrisposti al Vettore.

8.2 La spedizione, anche se effettuata in porto franco, viaggia a rischio e pericolo del Cliente. La Venditrice non ha alcuna responsabilità per ritardi, guasti, avarie, rotture o ammanchi e comunque fatti che si verificassero durante il trasporto. Ciò anche nel caso in cui il trasportatore/Vettore dovesse essere scelto dalla Venditrice.

8.3 In nessun caso eventuali danni derivanti dal trasporto danno diritto al Cliente di ritardare il pagamento della fattura relativa alla merce, ovvero di trattenere parzialmente o totalmente l'importo della stessa.

8.4 Anche se scelto dalla Venditrice, spetta al cliente presentare eventuali reclami al trasportatore, possibilmente con dichiarazione di immediata contestazione.

9. GARANZIA

9.1 La Rubinetteria Paffoni S.p.A. garantisce la rubinetteria cromata per bagno e cucina per 5 anni dalla data di acquisto, componenti termostatici, docce, soffioni, colonne saliscendi e tutte le finiture speciali per 2 anni. La garanzia non è rinnovabile.

La garanzia di cui al presente articolo 9 copre unicamente i difetti manifestatisi in normali condizioni di utilizzo del Prodotto.

La garanzia include:

- difetti di fusione o di porosità
- difetti di cromatura
- difetti di funzionamento della cartuccia
- difetti di fabbricazione riconosciuti dal nostro ufficio tecnico

Per preservare nel tempo la qualità delle finiture si raccomanda la pulizia di tutte le superfici (cromate, dorate, colorate o in plastica) con un panno morbido e utilizzando esclusivamente acqua e sapone. In nessun caso dovranno essere utilizzati detersivi abrasivi o con sostanze acide o corrosive.

9.2 La presente garanzia è invece esclusa e quindi non applicabile nei seguenti casi:

- deterioramento della finitura cromata o colorata dovuto all'utilizzo di prodotti per la pulizia contenenti sostanze acide o abrasive
- difetti estetici quali graffi, macchie o ammaccature non comunicate antecedentemente l'installazione del prodotto
- ammaccature accidentali dovute a negligenza di utilizzo o intenzionali
- manutenzione insufficiente (es. mancata pulizia dei filtri)
- scorretto funzionamento del prodotto dovuto alla qualità dell'acqua (es. calcare, ruggine, acqua non potabile con presenza di corpi estranei...)
- utilizzo di parti di ricambio non originali
- pressione di esercizio superiore ai 5 BAR
- esposizione del prodotto a temperature molto elevate (+80°C) o troppo basse (-0°C)
- riparazioni, manutenzioni o manomissioni dei prodotti eseguite da parte di personale non autorizzato e non precedentemente concordate con l'Azienda
- smontaggio o manomissione della cartuccia
- errata o difforme installazione dei prodotti da quanto indicato nelle istruzioni di montaggio, causando danni al prodotto stesso, o destinazione d'uso del prodotto diversa da quella indicata
- incuria in sede di cantiere
- in ogni altra ipotesi di mancato rispetto delle istruzioni di installazione, utilizzo e manutenzione contenute nella confezione di vendita
- usura del Prodotto

9.3 Fatto salvo quanto previsto al successivo punto 10 (RECLAMI), in caso di prodotto difettoso coperto da garanzia, la Rubinetteria Paffoni S.p.A. a proprio insindacabile giudizio ha facoltà di provvedere alla sostituzione o alla riparazione del prodotto stesso o delle parti risultate non conformi, o di rimborsarne il prezzo qualora la sostituzione non fosse possibile. In ogni caso, senza alcun ulteriore indennizzo o risarcimento per danni diretti e/o indiretti, incidentali o consequenziali, che dovessero derivare dalla difettosità e/o non conformità del Prodotto; tali risarcimenti devono pertanto, nei limiti consentiti dalla legge, intendersi espressamente rinunciati dal Cliente.

9.4 Per l'attivazione della garanzia è necessario contattare direttamente il fornitore (idraulico, rivenditore o grossista), presentando il tagliando di garanzia contenuto nella confezione di vendita debitamente compilato e timbrato dal rivenditore con la data di acquisto, o comunque presentando altro documento comprovante la data di acquisto; in ogni caso, per l'attivazione della garanzia il Cliente deve dimostrare la riferibilità del Prodotto alla produzione della Venditrice.

9.5 Ogni autorizzazione al reso verrà identificata con un numero di Riferimento (RMA) comunicato dal nostro Ufficio Clienti Italia. Il numero di Riferimento (RMA) dovrà essere scritto in modo chiaro e leggibile sulla scatola e sulla bolla di reso. Non saranno presi in considerazione resi senza numero di Riferimento (RMA).

9.6 Il materiale da rendere, previa espressa autorizzazione della Venditrice, dovrà essere inviato in porto franco presso la sua sede di Poggio, con imballo gratis e chiara indicazione del numero di Autorizzazione (RMA). La Venditrice non accetta resi incompleti o in quantità o tipo merce differente da quanto espressamente autorizzato.

9.7 Le regole suddette valgono anche nel caso di resi per merce ordinata erroneamente, il cui valore verrà riaccreditato decurtando il 15% a copertura delle spese necessarie per la gestione e il ripristino del materiale.

9.8 Non hanno valore e non vengono accettate dalla venditrice eventuali riconoscimenti, dichiarazioni, impegni e/o garanzie assunti da agenti e/o dipendenti della Venditrice, nemmeno se fatti per iscritto, che siano difformi o in contrasto rispetto a quanto previsto nelle presenti condizioni generali di vendita, a meno che non siano sottoscritti dal legale rappresentante della Rubinetteria Paffoni S.p.A.

Condizioni generali di vendita

10. RECLAMI

10.1 Il Cliente, a pena di decadenza dalla garanzia, deve esaminare attentamente ciascun Prodotto al fine di accertare la corrispondenza della fornitura alle quantità e qualità dei Prodotti indicate nella Conferma d'Ordine, verificando altresì l'esistenza di vizi palesi.

10.2 Entro i successivi 8 giorni il Cliente è tenuto a comunicare per iscritto alla Venditrice, a pena di decadenza dalla garanzia, l'esistenza di difetti o le difformità quantitative o qualitative riscontrate nei Prodotti. Decorso tale termine, la fornitura s'intenderà accettata senza riserve dal Cliente, con la conseguente rinuncia dello stesso ad eccepire qualsiasi vizio palese del Prodotto nonché qualsiasi difetto quantitativo o qualitativo della fornitura.

10.3 La presenza di vizi occulti non riscontrabili alla consegna deve essere comunicata, a pena di decadenza, entro 8 giorni dalla scoperta, come previsto per i vizi palesi.

10.4 In caso di ripetute forniture di Prodotti aventi medesime caratteristiche, il Cliente rinuncia ad esercitare ogni pretesa derivante da difetti qualitativi, se gli stessi sono stati precedentemente accettati senza che alcuna obiezione sia stata comunicata per iscritto.

10.5 La Venditrice avrà diritto di esaminare a propria assoluta discrezione i Prodotti di cui viene lamentato il difetto. Anche in questo caso, non hanno valore e non vengono riconosciute dalla Venditrice eventuali riconoscimenti, dichiarazioni, impegni e/o garanzie assunti da agenti e/o dipendenti della Venditrice, nemmeno se fatti per iscritto, a meno che non siano sottoscritti dal legale rappresentante della Rubinetteria Paffoni S.p.A.

10.6 Qualsiasi norma inderogabile riguardante la tutela del consumatore non è modificata da queste Condizioni.

11. PROPRIETA' TECNICA E INDUSTRIALE

11.1 Le illustrazioni contenute nei cataloghi e depliant o comunque nel materiale pubblicitario proveniente dalla Venditrice hanno il mero scopo di rappresentare i singoli articoli e non costituiscono campione dei Prodotti venduti. I dettagli, le misure e i pesi indicati sono da considerarsi meramente indicativi delle reali dimensioni dei Prodotti, pertanto la venditrice non si assume nessuna responsabilità per eventuali difformità.

11.2 Rimane facoltà della Venditrice apportare ogni modifica si rendesse necessaria ai Prodotti a catalogo o comunque fabbricati, inclusa la cessazione della loro commercializzazione.

11.3 I diritti inerenti alla proprietà industriale e al know-how dei prodotti acquistati in nessun caso possono ritenersi trasferiti al Cliente, restando la Rubinetteria Paffoni S.p.A. titolare esclusiva dei medesimi.

11.4 Il Cliente si impegna espressamente a non far uso dei disegni e delle informazioni tecniche per scopi diversi da quelli strettamente legati alla vendita, inclusa la loro riproduzione su qualsiasi supporto.

11.5 Il Cliente riconosce altresì che i marchi, i nomi di commercio e tutti i segni distintivi apposti sulla merce sono di esclusiva proprietà della Rubinetteria Paffoni S.p.A. e non possono per nessun motivo essere modificati o rimossi. L'uso dei marchi e di ogni altro segno distintivo è limitato agli scopi strettamente legati alla vendita.

11.6 Ogni utilizzo diverso e non espressamente autorizzato per iscritto dalla Rubinetteria Paffoni S.p.A. in persona del suo legale rappresentante si intende violazione da parte del Cliente dei suddetti diritti di esclusiva.

12. LEGGE APPLICABILE E FORO COMPETENTE

12.1 Qualsiasi rapporto e/o controversia tra le Parti sarà disciplinato e regolato dalla legge italiana.

12.2 Ogni controversia nascente tra le Parti è di competenza esclusiva del Tribunale di Novara.

13. TRATTAMENTO DEI DATI PERSONALI (Decreto Legislativo 196/2003)

Ai sensi e per gli effetti del decreto legislativo 196/2003 il sottoscritto dichiara di aver ricevuto la nota informativa di cui all' articolo 13 del citato decreto e di aver preso visione dei diritti dallo stesso riconosciutigli. Conseguentemente, presta il proprio consenso incondizionato al trattamento, comunicazione e diffusione in Italia e all'estero, anche in Paesi non appartenenti all'Unione Europea, dei propri dati personali, inclusi i "Dati sensibili".Ciò al fine di catalogazione, elaborazione, conservazione e registrazione degli stessi presso gli archivi della società, oltre che per finalità gestionali, promozionali, pubblicitarie, trasmissione di informazioni commerciali e tecniche, ricerche di mercato ed in particolare, senza intento limitativo, per tutti gli usi idonei ad assicurare una maggiore tutela e sicurezza del bene acquistato.

La seguente disposizione si applica unicamente alle vendite di Prodotti a clienti con sede in Italia: in conformità a quanto previsto dagli articoli 1341 e 1342 del Codice Civile italiano, il Cliente dichiara di approvare espressamente le disposizioni contenute nei seguenti paragrafi: **2.ORDINI E CONFERMA - 3. PREZZI - 4. CONDIZIONI DI PAGAMENTO - 5. MANCATO O RITARDATO PAGAMENTO - 6. CONSEGNA - 7. IMBALLAGGI - 8. TRASPORTI - 9. GARANZIA - 10. RECLAMI - 11. PROPRIETA' TECNICA E INDUSTRIALE - 12. LEGGE APPLICABILE E FORO COMPETENTE** delle Condizioni Generali di Vendita.

Unless otherwise agreed in writing between the Parties, these General Sale Conditions (hereinafter mentioned as "General Conditions") together with eventual special conditions foreseen in the order confirmation govern all sales of products between Rubinetteria Paffoni SpA - based in Pogno via Soriso n. 2 - (hereinafter the "**Seller**") and any purchaser (hereinafter the "**Customer**"); unless we specifically agree in writing for exemption, they are fully accepted by the Customer and prevail over any other conflicting clause inserted in forms or in other documents used by the Seller and / or by customers (collectively, the "**Parties**").

1. PRODUCTS

1.1 Subject of sales governed by these Terms and Conditions are the products mentioned in the lists of Seller (hereinafter the "Products"), with the specifications set out therein.

1.2 The sending of catalogs or price lists does not constitute a formal offer by the Seller, which remains free to modify the same at any time and without notice.

2. ORDERS AND CONFIRMATION

2.1 Orders are accepted by the Seller once the customer receives the order confirmation issued by the Seller (hereinafter the "Order Confirmation").

2.2 Should the Order Confirmation contains amendments in respect to the Order, the amendments shall be deemed to have been tacitly accepted 24 hours after dispatch of the Order Confirmation unless the customer has expressed its disagreement in writing.

2.3 Without prejudice to the execution of orders after the issue of an Order Confirmation, the Seller may suspend and / or cease at any time and without notice the production of products if market and / or production needs would require, so that the customer could claim or demand any.

3. PRICES

3.1 Unless otherwise agreed in writing between the Parties, the prices of the Products (hereinafter the "Prices") are the ones resulting from the Seller's price list in force at the time of the Order Confirmation, excluding VAT, and are intended for goods delivered on Ex-Works basis to the Seller's Factory in Pogno via Soriso n. 2.

3.2 The prices indicated in the price list may be subject to change.

3.3 Prices do not include transport charges, shipping costs, packaging of the Products and any other expenses not specifically included in the Order Confirmation.

4. TERMS OF PAYMENT

4.1 Payment is strictly due within the terms specified in the invoice; any variation to the terms must be previously and expressly agreed in writing by the Seller.

4.2 Any payment must be made and is due at the premises of the Seller, except in case of special different written agreement. The release of bills of exchange or checks is allowed only in case of an express permission of the Seller.

5. LATE OR NON-PAYMENT

5.1 In the event of late or non-payment within the terms, conventional interest will be charged to the customer from the date of expiry of the term and until the actual balance; this automatically and without the need of formal notice.

5.2 In the event that the customer delays wholly or partially payment, the Seller may suspend any pending delivery and any orders already received, solve the relative contract and hold up as compensation till the amount of suffered damage, any sum collected in advance, without prejudice to the right to claim further damages.

5.3 The total or partial non-payment of even a single invoice by the customer, and the reduction of any eventual granted guarantee, automatically determines the loss of the benefit of the term in reference to any sum due to the Seller by the Customer.

6. DELIVERY

6.1 The delivery times are indicative and not binding for the Seller. The terms of delivery agreed between the parties are in any case postponed to a date to be determined by the Seller, without the possibility for the customer to claim damages, if the delay is due to hindrance of the Seller (including but not limited to: raw material shortages, breakdown of equipment, strikes, lockouts, state of calamity, weather events, epidemic, interruption and / or delay in the supply of raw materials and transportation etc ...) and in any case if the delay is caused by force majeure.

6.2 The agreed delivery time will be automatically suspended for failure or delay in payment by the customer as foreseen in sub art. 5 or extended if the Customer has requested changes to the order accepted by the Seller after the Order Confirmation.

7. PACKAGING

The packages are debited to the cost and the Seller will not accept their return. The Seller is not liable for eventual faults or defects of packaging.

General sale conditions

8. TRANSPORT

8.1 The transport costs , unless otherwise stated in writing, shall be borne by the customer. The Seller reserves the right to charge the customer any additional charges added to the pure cost of transport eventually paid to the Carrier.

8.2 The expedition, even if carried out in freeport, travels at the risk and peril of the customer. The Seller is not liable for delays, failures, breakdowns, breakages or missing items and any facts that may occur during transport. Even in the case where the carrier is chosen by the Seller.

8.3 In no event eventual damage arising from transport entitle the customer to delay payment of the invoice relating to the goods, or to retain part or all of its amount .

8.4 Although chosen by the Seller, up to the customer to submit any claims to the carrier, possibly with a declaration of immediate dispute.

9. GUARANTEE

9.1 Rubinetteria Paffoni S.p.A. warranty covers chromed sanitary mixers for bathroom and kitchen for 5 years from the purchase date, thermostatic components, hand-showers, shower heads, shower columns, sliding rails and all special finishes for 2 years. The warranty is not renewable.

The guarantee referred to in this Article 9 covers only defects which appear under normal conditions of use of the Product.

The guarantee includes:

- defects of cast or porosity
- chrome plating defects
- operating defects of the cartridge
- manufacturing defects recognized by our technical office

In order to preserve the quality of the finishings , the cleaning of all surfaces (chrome, gold, colored or plastic) is recommended by using a soft cloth with water and soap only. Abrasive cleaners or acidic or corrosive are not to used.

9.2 This warranty is instead excluded and therefore not applicable in the following cases:

- deterioration of chromed or colored surface due to the use of cleaning products containing acids or abrasive
- esthetic defects such as scratches, marks or dents not been notified prior to installation of the product
- accidental dents caused by the negligence in use or intentional
- insufficient maintenance (ex.: failure to clean filters)
- incorrect operation of the product due to water quality (ex.: limestone, rust, non-potable water with the presence of foreign bodies ...)
- use of non-original spare parts
- operating pressure higher than 5 BAR
- exposure of the product to very high (+80 °C) or too low (-0 °C) temperatures
- repairs, maintenance or tampering of products made by unauthorized personnel not previously agreed with the Company
- tampering or removing of the cartridge
- incorrect or uneven installation of the products as described in the instructions-manual, causing damage to the product itself, or use of the product other than indicated
- neglect in the yard
- in any other case of non-compliance with the instructions for installation, use and maintenance contained in the sales package
- wear of the Product.

9.3 Without prejudice to the provisions of section 10 (CLAIMS), in the event of a defective product under warranty, Rubinetteria Paffoni S.p.A., in his sole judgment, will replace or repair the non-conforming product or parts of it, or refund the price should the replacement not be possible. In any case, without further compensation or damages for any direct and / or indirect, incidental or consequential damages, which may arise from the defects and / or nonconformity of the Product; such compensation should therefore be construed expressly waived by the Customer, to the extent permitted by law.

9.4 To activate the guarantee it is necessary to contact directly the supplier (hydraulic, retailer or wholesaler), presenting the warranty card included in the sale box, duly filled in and stamped by the dealer with the date of purchase or otherwise presenting other proof of purchase date; in any case, for the activation of the guarantee, the customer must prove the traceability of the article to the production of the Seller.

9.5 Each authorization of return of goods will be identified with a reference number (RMA), communicated by our Italian Customers Office. The reference number (RMA) must be written clear and readable on the box and on the delivery note. Back shipment without reference number (RMA) will not be considered.

9.6 The material to be sent back, prior express authorization of the Seller, must be sent postage paid to its headquarters in Pogno, in free packaging and clear indication of the Authorization number (RMA). The Seller will not accept back-shippments incomplete in quantity or/different in type of goods than as expressly authorized.

9.7 The above rules will be also applied in the case of returns for incorrectly ordered goods, the value of which will be repaid by deducting 15% to cover the expenses necessary for the management and recovery of the material.

9.8 Eventual approvals, declarations, commitments and / or warranties made by agents and / or employees of the Seller, even if made in writing, which do not conform to or are in contrast to what stated in these Terms and Conditions of sale, they have no value and are not accepted by the seller, unless they are signed by the legal representative of Rubinetteria Paffoni S.p.A.

10. COMPLAINTS

10.1 The Customer, under penalty of forfeiture of the guarantee, must carefully examine each product in order of verifying consistency of the supply with the quantity and quality of the products listed in the Order Confirmation, and the existence of obvious defects.

10.2 Within 8 days after receipt of the goods, the customer is required to notify the Seller in writing, under penalty of forfeiture of the guarantee, the existence of defects or discrepancies in quantity or quality of the Products. After that period, the supply will be considered without reservation by the Customer, with the subsequent waiver of the same to support any clear fault of the product as well as any quantitative or qualitative defect of the supply.

10.3 The presence of latent defects not detectable at delivery must be notified, under penalty of forfeiture, within 8 days of the discovery, as expected for obvious defects.

10.4 In the case of repeated deliveries of products having the same characteristics, the Customer waives any claim arising from quality defects, if the same have been previously accepted and no objection was made in writing.

10.5 The Seller shall be entitled in its absolute discretion to examine the products object of defect claim. Even in this case, the Vendor will not accept any approval, declaration, commitment and / or warranty made by agents and / or employees of the Seller, even if made in writing, unless they are signed by the legal representative of Rubinetteria Paffoni S.p.A.

10.6. Any norm in rule, relating to the consumer protection, is not affected by these Terms.

11. TECHNICAL AND INDUSTRIAL PROPERTY

11.1 The illustrations shown in catalogs and brochures or other advertising material issued from the Seller have the sole purpose of representing the individual items and do not constitute a sample of the products sold. The details, measurements and weights are purely descriptive of the actual size of the products, therefore, the seller assumes no responsibility for any discrepancy.

11.2 The Seller reserves the right to make any change to articles showed in the catalogue or otherwise produced, including the termination of their marketing.

11.3 The rights associated to industrial ownership and to know-how of the products purchased under no circumstances can be considered transferred to the customer, as Rubinetteria Paffoni S.p.A remains the exclusive owner of the same.

11.4 The Customer expressly agrees not to make use of drawings and technical information for purposes other than those strictly related to the sale, including their reproduction on all media.

11.5 The Customer also acknowledges that the trademarks, trade names and distinctive marks on the merchandise are sole property of Rubinetteria Paffoni spa and for no reason can be changed or removed. The use of trademarks and other distinctive feature is limited to the purposes strictly related to the sale.

11.6 Any other use not expressly authorized in writing by Rubinetteria Paffoni S.p.A. means violation, by the customer, of these exclusive rights.

12. APPLICABLE LAW AND JURISDICTION

12.1 Any relationship and / or litigation between the parties will be governed and regulated by Italian law.

12.2 Any dispute arising between the parties is under the exclusive competence of the Court of Novara.

13. PERSONAL DATA (Legislative Decree 196/2003)

Within the meaning and for the purposes of the Legislative Decree 196/2003, the undersigned declares to have received notification referred to 'Article 13 of this law and to have read the rights granted by the same. Consequently, he gives the unconditional consent to the processing, communication and diffusion in Italy and abroad, even in countries outside the European Union, of their personal data, including "sensitive data". This processing to the aim of cataloguing, preservation and recording of the same in the company is archives, as well as managerial, promotional, advertising, transmission of commercial and technical information, market researches and in particular, without limitation, all purpose such as to ensure greater protection and safety of the goods purchased.

The following provision will be applied only to sales of products to customers based in Italy in accordance with the provisions of Articles 1341 and 1342 of the Italian Civil Code, the Customer declares to approve the provisions contained in the following paragraphs:

2. ORDERS AND CONFIRMATION - 3. PRICES - 4. PAYMENT TERMS - 5. LATE or NON-PAYMENT - 6. DELIVERY - 7. PACKAGING - 8. TRANSPORT - 9. GUARANTEE - 10. COMPLAINTS - 11. TECHNICAL and INDUSTRIAL PROPERTY - 12. APPLICABLE LAW AND JURISDICTION of the General Conditions of Sale.

LOMBARDIA

G.E.A. S.a.s.

Via Largo Seprio, 14
20025 LEGNANO (MI)

Tel. 0331 41.23.49 - Fax 0331 40.09.80

Thomas Lampugnani Cell. 328 93.39.198

Simone Vettore Cell. 340 29.97.613

e-mail: info@lampugnaniirappresentanze.it

VENETO - TRENTINO ALTO ADIGE FRIULI VENEZIA GIULIA

LAMPUGNANI S.a.s.

Via Largo Seprio, 14

20025 LEGNANO (MI)

Tel. 0331 41.23.49 - Fax 0331 40.09.80

Luca Lampugnani Cell. 337 39.42.18

Riccardo Farina Cell. 340 47.19.108

e-mail: info@lampugnaniirappresentanze.it

PIEMONTE - VALLE D'AOSTA

LAMPUGNANI S.a.s.

Via Largo Seprio, 14

20025 LEGNANO (MI)

Tel. 0331 41.23.49 - Fax 0331 40.09.80

Roberto Lampugnani Cell. 337 39.42.37

Riccardo Farina Cell. 340 47.19.108

e-mail: info@lampugnaniirappresentanze.it

EMILIA

ARIETE SNC DI IACCHERI FABRIZIO & C. SNC

Via Trinità, 9/f

41058 VIGNOLA (MO)

Iaccheri Fabrizio

Cell. 335 69.14.356

Fax 059 77.67.71

e-mail: arieterappresentanze@gmail.com

ROMAGNA - MARCHE

(Province di RN-FC-RA-PU-AN)

GIOVANARDI MARCO

Via Poschiavo, 5

47924 MIRAMARE DI RIMINI (RN)

Tel./Fax 0541 37.25.35

Cell. 335 78.54.745

e-mail: giovamarc59@gmail.com

MARCHE (Province di MC-AP-FM)

ABRUZZO - MOLISE

Ns. Funzionario Vendite

Montalbano Maria

Cell. 335 74.70.096

e-mail: maria.biz@live.it

LIGURIA - TOSCANA

Ns. Funzionario Vendite

Molin Fabio

Cell. 335 74.70.095

e-mail: fabio@paffoni.it

UMBRIA

SIMONE MARTINELLI

Via Monte Silio, 18

06034 FOLIGNO (PG)

Cell. 348 15.22.908

Fax 0742 32.17.10

e-mail: rappresentanze@simonemartinelli.it

SARDEGNA

POPOVICH Rappresentanze s.n.c.

Via Salvatore Ara, 12

07100 SASSARI

Daniele Popovich Cell. 348 39.39.209

e-mail: popovichsnc@tiscali.it

Fabio Popovich Cell. 340 26.07.796

e-mail: popovich.fabio@tiscali.it

LAZIO

TOSO

RAPPRESENTANZE S.R.L.

Via di Casal Palocco, 122

00124 ROMA

Tel. 06 50.90.698

Fax 06 50.91.48.72

e-mail: commerciale@tosorap.it

PUGLIA

GENNARO ARMENISE

Via Maria De Mattias, 11/07

70131 BARI (BA)

Tel./Fax 080 50.37.361

Cell. 347 33.68.105

e-mail: agearme@alice.it

CAMPANIA

ANTONIO CICELLINI

Via Achille D'Orsi, 15

80131 NAPOLI

Tel. 081 57.97.796

Cell. 334 58.08.811

e-mail: agenziaicicellini@gmail.com

CALABRIA

ANDREA VUONO

Via delle Mammole, 39

87030 FIUMEFREDDO BRUZIO (CS)

Cell. 342 76.09.826

e-mail: vuonorappresentanze@yahoo.it

BASILICATA

CERME S.R.L.

Via Piano Morra, 21

82100 BENEVENTO

Tel. 0824 35.55.11

Fax 0824 35.55.99

SICILIA

Next Agency s.r.l.s.

Via Filippo Turati 273b

93100 Caltanissetta

Cell. 339 45.68.163

e-mail: alessandroscalia@hotmail.com



indice alfabetico-alphabetical index

| codice | pagina | codice | pagina | codice | pagina |
|----------------|---------------|---------------|---------------|-----------------------|---------------|
| APM3 010.. | 339 | BR 180.. | 190 | DA 168.. | 462 |
| APM3 022.. | 339 | BR BOX010 | 188 | DA 169.. | 465 |
| APM3 023.. | 339 | BR BOX015 | 188 | DA 170.. | 464 |
| APM3 070.. | 338 | CA 010.. | 219 | DA 180.. | 465 |
| APM3 071.. | 338 | CA 010CREST | 402 | DA 181.. | 465 |
| APM3 075.. | 338 | CA 015.. | 219 | DA 182.. | 465 |
| APM3 130.. | 338 | CA 015CREST | 405 | DA 200.. | 465 |
| APM3 131.. | 338 | CA 018.. | 219 | DA 202.. | 466 |
| APM3 135.. | 338 | CA 018CREST | 408 | DA 205.. | 466 |
| APM3 161.. | 339 | CA 019.. | 220 | DA 206.. | 466 |
| APM3 164.. | 340 | CA 019CREST | 410 | DA 209.. | 466 |
| APM3 168.. | 338 | CA 022.. | 217 | DA 211.. | 467 |
| APM3 168D.. | 338 | CA 023.. | 217 | DA 213.. | 467 |
| APM3 180.. | 340 | CA 026.. | 217 | DA 922.. | 463 |
| APM3 182.. | 340 | CA 040.. | 220 | DA 923.. | 463 |
| APM3 183.. | 340 | CA 041.. | 220 | DU 010.. | 298 |
| BI 010.. | 172 | CA 071H.. | 216 | DU 010CREST | 404 |
| BI 010CREST | 172402 | CA 071HK.. | 216 | DU 015.. | 298 |
| BI 011.. | 172 | CA 075H.. | 216 | DU 015CREST | 407 |
| BI 011CREST | 402 | CA 081.. | 216 | DU 022.. | 298 |
| BI 015.. | 172 | CA 081K.. | 216 | DU 023.. | 298 |
| BI 015CREST | 407 | CA 085.. | 216 | DU 024.. | 298 |
| BI 018.. | 172 | CA 104.. | 216 | DU 026.. | 299 |
| BI 018CREST | 410 | CA 105.. | 216 | DU 040.. | 299 |
| BI 019.. | 173 | CA 106.. | 216 | DU 041.. | 299 |
| BI 019CREST | 412 | CA 131.. | 217 | DU 070.. | 296 |
| BI 022L.. | 173 | CA 131K.. | 217 | DU 071.. | 296 |
| BI 023L.. | 173 | CA 135.. | 217 | DU 075.. | 296 |
| BI 026L.. | 173 | CA 161.. | 220 | DU 130.. | 296 |
| BI 040L.. | 173 | CA 168.. | 217 | DU 131.. | 296 |
| BI 041L.. | 173 | CA 168D.. | 217 | DU 135.. | 296 |
| BI 047.. | 174 | CA 168R.. | 217 | DU 159.. | 299 |
| BI 048.. | 174 | CA 179.. | 221 | DU 161.. | 299 |
| BI 071.. | 168 | CA 179..NO | 221 | DU 168.. | 296 |
| BI 071..93 | 168 | CA 180.. | 221 | DU 168D.. | 296 |
| BI 071K.. | 168 | CA 181.. | 221 | DU 180.. | 300 |
| BI 075.. | 168 | CA 182T.. | 222 | DU 181.. | 300 |
| BI 077.. | 169 | CA 183.. | 222 | DU 182.. | 300 |
| BI 078.. | 169 | CA 302.. | 222 | DU 182T.. | 301 |
| BI 081.. | 168 | CA 303.. | 222 | DU 183.. | 301 |
| BI 081..93 | 169 | CA BOX010.. | 218 | DU 184.. | 302 |
| BI 085.. | 168 | CA BOX015.. | 218 | DU 185.. | 301 |
| BI 104..70 | 169 | CH 179.. | 356 | DU 189.. | 302 |
| BI 105..70 | 169 | CH 179..NO | 356 | DU 300.. | 296 |
| BI 106..70 | 169 | CH 180.. | 356 | DU 301.. | 296 |
| BI 131.. | 170 | CH 185.. | 356 | DU 302.. | 302 |
| BI 131K.. | 170 | CH 985.. | 357 | DU 303.. | 302 |
| BI 135.. | 170 | CPBOX 001 | 384 | DU 305.. | 296 |
| BI 137.. | 170 | CPM 013.. | 384 | DU BOX010.. | 297 |
| BI 138.. | 170 | CPM 018.. | 384 | DU BOX015.. | 297 |
| BI 168DL.. | 170 | CPM 019.. | 384 | EF 010CR/MEST | 402 |
| BI 168L.. | 170 | CPM 513.. | 385 | EF 010CREST | 402 |
| BI 168RL.. | 170 | CPM 518.. | 385 | EF 015CR/MEST | 405 |
| BI 182.. | 174 | CPM 519.. | 385 | EF 015CREST | 405 |
| BI 183.. | 175 | CPT 013.. | 386 | EF 018CR/MEST | 408 |
| BI 183.. - RED | 175 | CPT 018.. | 386 | EF 018CREST | 408 |
| BI 188.. | 174 | CPT 019.. | 386 | EF 019CR/MEST | 410 |
| BI BOX010.. | 171 | CPT 513.. | 387 | EF 019CREST | 410 |
| BI BOX015.. | 171 | CPT 518.. | 387 | EL 001.. / EF 001.. | 71 |
| BR 010.. | 189 | CPT 519.. | 387 | EL 010.. / EF 010.. | 70 |
| BR 010CREST | 402 | DA 010.. | 461 | EL 010CR/MEST | 402 |
| BR 015.. | 189 | DA 012.. | 461 | EL 010CREST | 402 |
| BR 015CREST | 405 | DA 024.. | 463 | EL 015.. / EF 015.. | 70 |
| BR 018.. | 189 | DA 025.. | 463 | EL 015CR/MEST | 405 |
| BR 018CREST | 408 | DA 028.. | 463 | EL 015CREST | 405 |
| BR 019.. | 190 | DA 052.. | 460 | EL 018.. / EF 018.. | 70 |
| BR 019CREST | 410 | DA 053.. | 461 | EL 018CR/MEST | 408 |
| BR 022.. | 190 | DA 055.. | 460 | EL 018CREST | 408 |
| BR 023.. | 190 | DA 056.. | 461 | EL 019.. / EF 019.. | 70 |
| BR 026.. | 190 | DA 070.. | 460 | EL 019CR/MEST | 410 |
| BR 071.. | 186 | DA 071.. | 460 | EL 019CREST | 410 |
| BR 071K.. | 186 | DA 072.. | 460 | EL 022.. / EF 022.. | 71 |
| BR 075.. | 186 | DA 074.. | 464 | EL 023.. / EF 023.. | 71 |
| BR 077.. | 186 | DA 075.. | 460 | EL 026.. / EF 026.. | 71 |
| BR 078.. | 186 | DA 076.. | 464 | EL 033.. / EF 033.. | 72 |
| BR 081.. | 186 | DA 078.. | 464 | EL 040.. / EF 040.. | 71 |
| BR 081K.. | 186 | DA 090.. | 461 | EL 041.. / EF 041.. | 71 |
| BR 085.. | 186 | DA 091.. | 463 | EL 071.. / EF 071.. | 64 |
| BR 131.. | 187 | DA 092.. | 463 | EL 071K.. / EF 071K.. | 64 |
| BR 131K.. | 187 | DA 093.. | 461 | EL 073.. / EF 073.. | 64 |
| BR 135.. | 187 | DA 116.. | 462 | EL 074.. / EF 074.. | 64 |
| BR 137.. | 187 | DA 131.. | 462 | EL 074K.. / EF 074K.. | 64 |
| BR 138.. | 187 | DA 135.. | 462 | EL 075.. / EF 075.. | 64 |
| BR 168.. | 187 | DA 150.. | 462 | EL 081.. / EF 081.. | 64 |
| BR 168D.. | 187 | DA 161.. | 464 | EL 081K.. / EF 081K.. | 64 |
| BR 168R.. | 187 | DA 162.. | 464 | EL 085.. / EF 085.. | 64 |

| codice | pagina | codice | pagina | codice | pagina |
|---------------------------|---------------|-------------------------|---------------|---------------|---------------|
| EL 104.. / EF 104.. | 66 | GR 022.. | 268 | JK 018CREST | 408 |
| EL 104..70 / EF 104..70 | 66 | GR 023.. | 268 | JK 019.. | 53 |
| EL 105.. / EF 105.. | 66 | GR 026.. | 268 | JK 019CREST | 411 |
| EL 105..70 / EF 105..70 | 66 | GR 071.. | 264 | JK 022.. | 53 |
| EL 106.. / EF 106.. | 66 | GR 071.. -ES | 264 | JK 023.. | 53 |
| EL 106..70 / EF 106..70 | 66 | GR 071K.. | 264 | JK 026.. | 53 |
| EL 131.. / EF 131.. | 67 | GR 075.. | 264 | JK 031.. | 49 |
| EL 131K.. / EF 131K.. | 67 | GR 075.. -ES | 264 | JK 032.. | 54 |
| EL 135.. / EF 135.. | 67 | GR 081.. | 264 | JK 040 L.. | 54 |
| EL 168.. / EF 168.. | 68 | GR 081K.. | 264 | JK 041 L.. | 54 |
| EL 168D.. / EF 168D.. | 68 | GR 085.. | 264 | JK 047.. | 54 |
| EL 168R.. / EF 168R.. | 68 | GR 105..70 | 265 | JK 048.. | 54 |
| EL 179.. / EF 179.. | 72 | GR 106..70 | 265 | JK 071.. | 48 |
| EL 837.. / EF 837.. | 68 | GR 131.. | 265 | JK 071K.. | 48 |
| EL 838.. / EF 838.. | 68 | GR 131K.. | 265 | JK 075.. | 48 |
| EL 877.. / EF 877.. | 67 | GR 135.. | 265 | JK 081.. | 48 |
| EL 878.. / EF 878.. | 67 | GR 161.. | 268 | JK 081K.. | 48 |
| EL 880.. / EF 880.. | 72 | GR 168.. | 265 | JK 085.. | 48 |
| EL BOX010.. / EF BOX010.. | 69 | GR 168D.. | 265 | JK 104.. | 49 |
| EL BOX015.. / EF BOX015.. | 69 | GR 180.. | 268 | JK 104..70 | 49 |
| ELX 071.. | 65 | GR 182.. | 269 | JK 105.. | 49 |
| ELX 073.. | 65 | GR 183.. | 269 | JK 105..70 | 49 |
| ELX 074.. | 65 | GR 301.. | 265 | JK 106.. | 49 |
| ELX 075.. | 65 | GR 302.. | 269 | JK 106..70 | 49 |
| ELX 081.. | 65 | GR 303.. | 269 | JK 131.. | 50 |
| ELX 085.. | 65 | GR 305.. | 265 | JK 131K.. | 50 |
| ELX 131.. | 68 | GR BOX010.. | 266 | JK 135.. | 50 |
| ELX 135.. | 68 | GR BOX015.. | 266 | JK 168.. | 50 |
| EQS 022.. | 368 | INC 01035CR | 402 | JK 168D.. | 50 |
| EQS 023.. | 368 | INC 01040CR | 404 | JK 168R.. | 50 |
| EQS 168.. | 368 | INC 01535CR | 405 | JK BOX010.. | 51 |
| EQS 168D.. | 368 | INC 01540CR | 407 | JK BOX015.. | 51 |
| FA 010.. / GI 010.. | 348 | INC 01835CR | 408 | JO 001.. | 34 |
| FA 010CREST | 404 | INC 01840CR | 410 | JO 003.. | 30 |
| FA 011.. / GI 011.. | 348 | INC 01935CR | 410 | JO 004.. | 36 |
| FA 011CREST | 404 | INC 01940CR | 412 | JO 006..70 | 29 |
| FA 015.. / GI 015.. | 348 | IRV 001.. / VLV 001.. | 439 | JO 007..70 | 29 |
| FA 015CREST | 407 | IRV 010.. / VLV 010.. | 439 | JO 008.. | 30 |
| FA 022.. / GI 022.. | 348 | IRV 022.. / VLV 022.. | 439 | JO 010.. | 33 |
| FA 024.. / GI 024.. | 348 | IRV 023.. / VLV 023.. | 439 | JO 010CREST | 402 |
| FA 045.. | 349 | IRV 024.. / VLV 024.. | 440 | JO 011.. | 33 |
| FA 071.. / GI 071.. | 346 | IRV 025.. / VLV 025.. | 440 | JO 011CREST | 402 |
| FA 075.. / GI 075.. | 346 | IRV 026.. / VLV 026.. | 440 | JO 015.. | 33 |
| FA 135.. / GI 135.. | 346 | IRV 027.. / VLV 027.. | 440 | JO 015CREST | 405 |
| FA 168.. | 346 | IRV 042.. / VLV 042.. | 440 | JO 018.. | 33 |
| FA 168D.. | 346 | IRV 044.. / VLV 044.. | 440 | JO 018CREST | 408 |
| FA 181.. | 349 | IRV 052.. / VLV 052.. | 435 | JO 019.. | 34 |
| FA 183.. | 349 | IRV 055.. / VLV 055.. | 435 | JO 019CREST | 410 |
| FA BOX010.. / GI BOX010.. | 347 | IRV 057.. / VLV 057.. | 434 | JO 022.. | 34 |
| FA BOX015.. / GI BOX015.. | 347 | IRV 058.. / VLV 058.. | 435 | JO 023.. | 34 |
| FBLV 003.. | 422 | IRV 065.. / VLV 065.. | 434 | JO 026.. | 34 |
| FBLV 008.. | 422 | IRV 071.. / VLV 071v | 434 | JO 031.. | 30 |
| FBLV 010.. | 425 | IRV 075.. / VLV 075.. | 434 | JO 032.. | 36 |
| FBLV 022.. | 424 | IRV 077.. / VLV 077.. | 435 | JO 040 L.. | 35 |
| FBLV 023.. | 424 | IRV 078.. / VLV 078.. | 435 | JO 041 L.. | 35 |
| FBLV 040.. | 424 | IRV 090.. / VLV 090.. | 436 | JO 044.. | 35 |
| FBLV 041.. | 424 | IRV 091.. / VLV 091.. | 441 | JO 047.. | 35 |
| FBLV 052.. | 422 | IRV 095.. / VLV 095.. | 436 | JO 048.. | 35 |
| FBLV 055.. | 422 | IRV 116.. / VLV 116.. | 436 | JO 052.. | 28 |
| FBLV 071.. | 422 | IRV 118.. / VLV 118.. | 437 | JO 053.. | 28 |
| FBLV 075.. | 422 | IRV 125.. / VLV 125.. | 438 | JO 071.. | 28 |
| FBLV 095.. | 423 | IRV 131.. / VLV 131.. | 437 | JO 071K.. | 28 |
| FBLV 116.. | 423 | IRV 135.. / VLV 135.. | 437 | JO 075.. | 28 |
| FBLV 118.. | 423 | IRV 137.. / VLV 137.. | 437 | JO 081.. | 28 |
| FBLV 119.. | 423 | IRV 138.. / VLV 138.. | 437 | JO 081K.. | 28 |
| FBLV 131.. | 423 | IRV 150.. / VLV 150.. | 438 | JO 085.. | 28 |
| FBLV 135.. | 423 | IRV 161.. / VLV 161.. | 441 | JO 104.. | 29 |
| FBLV 161.. | 425 | IRV 168.. / VLV 168.. | 438 | JO 104..70 | 29 |
| FBLV 168.. | 424 | IRV 168D.. / VLV 168D.. | 438 | JO 105.. | 29 |
| FBLV 168D.. | 424 | IRV 180.. / VLV 180.. | 441 | JO 105..70 | 29 |
| FBLV 168R.. | 424 | IRV 200.. / VLV 200.. | 441 | JO 106.. | 29 |
| FBLV 180.. | 425 | IRV 206.. / VLV 206.. | 442 | JO 106..70 | 29 |
| FME 181.. | 425 | IRV 209.. / VLV 209.. | 442 | JO 119.. | 31 |
| GI 010CREST | 404 | IRV 211.. / VLV 211.. | 442 | JO 131.. | 30 |
| GI 011CREST | 404 | IRV 213.. / VLV 213.. | 442 | JO 131K.. | 30 |
| GI 015CREST | 407 | JK 001.. | 53 | JO 135.. | 30 |
| GI 401 | 353, 413 | JK 006..70 | 48 | JO 168.. | 31 |
| GR 010.. | 267 | JK 007..70 | 48 | JO 168D.. | 31 |
| GR 010CREST | 402 | JK 010.. | 52 | JO 168R.. | 31 |
| GR 015.. | 267 | JK 010CREST | 402 | JO BOX010.. | 32 |
| GR 015CREST | 405 | JK 011.. | 52 | JO BOX015.. | 32 |
| GR 018.. | 267 | JK 011CREST | 402 | KIT DUP110.. | 557 |
| GR 018CREST | 408 | JK 015.. | 52 | KIT DUP112.. | 558 |
| GR 019.. | 267 | JK 015CREST | 403 | KIT DUP125.. | 557 |
| GR 019CREST | 410 | JK 018.. | 52 | KIT LEQ518.. | 474 |

| codice | pagina | codice | pagina | codice | pagina |
|--|---------------|----------------|---------------|---------------|---------------|
| KIT LES015.. | 474 | LIG 015CREST | 406 | ND 023.. | 313 |
| KIT LIG015.. | 475 | LIG 018.. | 149 | ND 026.. | 313 |
| KIT LIQ018.. | 475 | LIG 018CREST | 409 | ND 070.. | 310 |
| LEA 010CR/MEST | 403 | LIG 019.. | 150 | ND 071.. | 310 |
| LEA 010CREST | 402 | LIG 019CREST | 411 | ND 075.. | 310 |
| LEA 015CR/MEST | 405 | LIG 022.. | 150 | ND 087.. | 310 |
| LEA 015CREST | 405 | LIG 023.. | 150 | ND 130.. | 310 |
| LEA 018CR/MEST | 408 | LIG 026.. | 150 | ND 131.. | 310 |
| LEA 018CREST | 408 | LIG 031.. | 145 | ND 135.. | 310 |
| LEA 019CR/MEST | 411 | LIG 032.. | 151 | ND 161.. | 313 |
| LEA 019CREST | 411 | LIG 040 L.. | 151 | ND 168.. | 312 |
| LEA 091.. | 83 | LIG 041 L.. | 151 | ND 168D.. | 312 |
| LEA 176.. | 90 | LIG 046.. | 152 | ND 180.. | 313 |
| LEA 837.. | 85 | LIG 047.. | 151 | ND 181.. | 314 |
| LEA 838.. | 85 | LIG 048.. | 151 | ND 182.. | 314 |
| LEA 877.. | 83 | LIG 071.. | 142 | ND 182T.. | 314 |
| LEA 878.. | 83 | LIG 071K.. | 142 | ND 183.. | 314 |
| LEA 880.. | 90 | LIG 075.. | 142 | ND 184.. | 315 |
| LEC 010CR/MEST | 403 | LIG 077.. | 143 | ND 185.. | 315 |
| LEC 010CREST | 403 | LIG 078.. | 143 | ND 189.. | 315 |
| LEC 015CR/MEST | 405 | LIG 081.. | 142 | ND 195.. | 315 |
| LEC 015CREST | 405 | LIG 081K.. | 142 | ND 196.. | 316 |
| LEC 018CR/MEST | 408 | LIG 085.. | 142 | ND 197.. | 316 |
| LEC 018CREST | 408 | LIG 104.. | 145 | ND 301.. | 310 |
| LEC 019CR/MEST | 411 | LIG 104..70 | 144 | ND 302.. | 316 |
| LEC 019CREST | 411 | LIG 105.. | 145 | ND 303..F | 316 |
| LEC 022.. / LEA 022.. | 88 | LIG 105..70 | 144 | ND 305.. | 310 |
| LEC 023.. / LEA 023.. | 88 | LIG 106.. | 145 | ND BOX010.. | 311 |
| LEC 026.. / LEA 026.. | 88 | LIG 106..70 | 144 | ND BOX015.. | 311 |
| LEC 168.. / LEA 168.. | 85 | LIG 131.. | 146 | NT 010.. | 327 |
| LEC 168D.. / LEA 168D.. | 85 | LIG 131K.. | 146 | NT 010CREST | 404 |
| LEC 168R.. / LEA 168R.. | 85 | LIG 135.. | 146 | NT 015.. | 327 |
| LEP 003.. | 83 | LIG 137.. | 147 | NT 015CREST | 407 |
| LEP 004.. | 89 | LIG 138.. | 147 | NT 022.. | 327 |
| LEP 044.. | 89 | LIG 168.. | 147 | NT 023.. | 327 |
| LEP 052.. | 83 | LIG 168D.. | 147 | NT 026.. | 327 |
| LEP 053v | 83 | LIG 168R.. | 147 | NT 070.. | 324 |
| LEP 119.. | 85 | LIG 179.. | 152 | NT 071.. | 324 |
| LEQ 268.. | 363 | LIG 179..NO | 152 | NT 075.. | 324 |
| LEQ 268D.. | 363 | LIG 180.. | 153 | NT 080.. | 324 |
| LEQ 269.. | 363 | LIG 280.. | 153 | NT 081.. | 324 |
| LEQ 269R.. | 363 | LIG 285.. -MET | 152 | NT 085.. | 324 |
| LEQ 513.. | 362 | LIG 937.. | 147 | NT 087.. | 325 |
| LEQ 518v | 362 | LIG 938.. | 147 | NT 130.. | 325 |
| LEQ 519.. | 362 | LIG 977.. | 143 | NT 131.. | 325 |
| LES 010.. / LEC 010.. / LEA 010.. | 87 | LIG 978.. | 143 | NT 135.. | 325 |
| LES 010CR/MEST | 403 | LIG 980.. | 153 | NT 161.. | 328 |
| LES 010CREST | 403 | LIG BOX010.. | 148 | NT 168.. | 325 |
| LES 015.. / LEC 015.. / LEA 015.. | 87 | LIG BOX015.. | 148 | NT 168D.. | 325 |
| LES 015CR/MEST | 406 | LIGX 071.. | 142 | NT 180.. | 328 |
| LES 015CREST | 405 | LIGX 075.. | 142 | NT 181.. | 329 |
| LES 018.. / LEC 018.. / LEA 018.. | 87 | LIGX 081.. | 143 | NT 182.. | 329 |
| LES 018CR/MEST | 409 | LIGX 085.. | 143 | NT 182T.. | 329 |
| LES 018CREST | 408 | LIGX 131.. | 146 | NT 183.. | 329 |
| LES 019.. / LEC 019.. / LEA 019.. | 88 | LIGX 135.. | 146 | NT 185.. | 330 |
| LES 019CR/MEST | 411 | LIQ 013.. | 364 | NT 195.. | 330 |
| LES 019CREST | 411 | LIQ 018.. | 364 | NT 201.. | 328 |
| LES 040.. / LEC 040.. / LEA 040.. | 88 | LIQ 019.. | 365 | NT 301.. | 324 |
| LES 041.. / LEC 041.. / LEA 041.. | 88 | LIQ 022.. | 366 | NT 302.. | 330 |
| LES 061.. | 82 | LIQ 023.. | 366 | NT 303.. | 330 |
| LES 061K.. | 82 | LIQ 168.. | 366 | NT 305.. | 324 |
| LES 065.. | 82 | LIQ 168D.. | 366 | NT BOX010.. | 326 |
| LES 071.. | 82 | LIQ 168E.. | 366 | NT BOX015.. | 326 |
| LES 071K.. | 82 | LIQ 168ED.. | 366 | PBOX 001 | 32 |
| LES 075.. | 82 | LIQ 169.. | 367 | QTV 003.. | 450 |
| LES 081.. | 82 | LIQ 468.. | 367 | QTV 008V | 450 |
| LES 081K.. | 82 | LIQ 469.. | 367 | QTV 010.. | 454 |
| LES 085.. | 82 | LIQ 513.. | 364 | QTV 013.. | 369 |
| LES 104.. / LEC 104.. / LEA 104.. | 84 | LIQ 518.. | 365 | QTV 018.. | 369 |
| LES 105.. / LEC 105.. / LEA 105.. | 84 | LIQ 519.. | 365 | QTV 019.. | 369 |
| LES 106.. / LEC 106.. / LEA 106.. | 84 | MDBOX 000 | 394 | QTV 022.. | 453 |
| LES 131.. | 84 | MDBOX 001 | 395 | QTV 023.. | 453 |
| LES 131K.. | 84 | MDBOX 018 | 392 | QTV 052.. | 450 |
| LES 135.. | 84 | MDBOX 019 | 393 | QTV 055.. | 450 |
| LES 188.. | 89 | MDE 000.. | 394 | QTV 077.. | 450 |
| LES BOX010.. / LEC BOX010.. / LEA BOX010.. | 86 | MDE 001.. | 395 | QTV 078.. | 450 |
| LES BOX015.. / LEC BOX015.. / LEA BOX015.. | 86 | MDE 01.. | 392 | QTV 090.. | 451 |
| LIG 001.. | 150 | MDE 019.. | 393 | QTV 116.. | 452 |
| LIG 006..70 | 144 | MI 071.. | 176 | QTV 118.. | 451 |
| LIG 007..70 | 144 | MI 090.. | 176 | QTV 119.. | 451 |
| LIG 010.. | 149 | ND 010.. | 312 | QTV 137.. | 451 |
| LIG 010CREST | 403 | ND 010CREST | 404 | QTV 138.. | 451 |
| LIG 011.. | 149 | ND 015.. | 312 | QTV 150.. | 452 |
| LIG 011CREST | 403 | ND 015CREST | 407 | QTV 161.. | 454 |
| LIG 015.. | 149 | ND 022.. | 313 | QTV 168.. | 452 |

| codice | pagina | codice | pagina | codice | pagina |
|------------------------------|---------------|----------------------------|---------------|---------------|---------------|
| QTV 168D.. | 452 | RIN 161.. / WS 161.. | 204 | SK 131H.. | 234 |
| QTV 168R.. | 452 | RIN 168.. / WS 168.. | 200 | SK 131HK.. | 234 |
| QTV 180.. | 454 | RIN 168D.. / WS 168D.. | 200 | SK 135H.. | 234 |
| RED 001.. | 283 | RIN 168R.. / WS 168R.. | 200 | SK 168.. | 234 |
| RED 010.. | 282 | RIN 180.. / WS 180.. | 204 | SK 168D.. | 234 |
| RED 010CR/MEST | 403 | RIN 184.. / WS 184.. | 205 | SK 168R.. | 234 |
| RED 010CREST | 403 | RIN 185.. / WS 185.. | 205 | SK 169.. | 234 |
| RED 015.. | 282 | RIN 285.. / WS 285.. | 205 | SK 176.. | 239 |
| RED 015CR/MEST | 406 | RIN 295.. -MET | 205 | SK 177.. | 239 |
| RED 015CREST | 406 | RIN 980.. / WS 980.. | 204 | SK 178.. | 239 |
| RED 018.. | 282 | RIN BOX010.. / WS BOX010.. | 201 | SK 179.. | 239 |
| RED 018CR/MEST | 409 | RIN BOX015.. / WS BOX015.. | 201 | SK 180.. | 238 |
| RED 018CREST | 409 | RO 001.. | 104 | SK 184.. | 240 |
| RED 019.. | 283 | RO 010.. | 103 | SK 185.. | 238 |
| RED 019CR/MEST | 411 | RO 010CR/MEST | 403 | SK 189.. | 240 |
| RED 019CREST | 411 | RO 010CREST | 403 | SK 190.. | 240 |
| RED 022.. | 283 | RO 015.. | 103 | SK BOX01.. | 235 |
| RED 023.. | 283 | RO 015CR/MEST | 406 | SK BOX015.. | 235 |
| RED 024.. | 283 | RO 015CREST | 406 | SY 010.. | 254 |
| RED 026.. | 283 | RO 018.. | 103 | SY 010CREST | 403 |
| RED 040L.. | 284 | RO 018CR/MEST | 409 | SY 015.. | 254 |
| RED 041L.. | 284 | RO 018CREST | 409 | SY 015CREST | 406 |
| RED 070.. | 278 | RO 019.. | 104 | SY 018.. | 254 |
| RED 071.. | 278 | RO 019CR/MEST | 411 | SY 018CREST | 409 |
| RED 071..120 | 278 | RO 019CREST | 411 | SY 019.. | 254 |
| RED 071.. -EWS | 278 | RO 022.. | 104 | SY 019CREST | 412 |
| RED 075.. | 278 | RO 023.. | 104 | SY 022.. | 255 |
| RED 075.. -EWS | 278 | RO 026.. | 104 | SY 023.. | 255 |
| RED 090.. | 279 | RO 040.. | 105 | SY 024.. | 255 |
| RED 104.. | 279 | RO 041.. | 105 | SY 026.. | 255 |
| RED 105.. | 279 | RO 071.. | 100 | SY 071.. | 252 |
| RED 106.. | 279 | RO 071K.. | 100 | SY 071.. -ES | 252 |
| RED 130.. | 280 | RO 075.. | 100 | SY 071K.. | 252 |
| RED 131.. | 280 | RO 081.. | 100 | SY 075.. | 252 |
| RED 135.. | 280 | RO 081K.. | 100 | SY 075.. -ES | 252 |
| RED 161.. | 284 | RO 085.. | 100 | SY 131.. | 252 |
| RED 168.. | 280 | RO 104.. | 101 | SY 131K.. | 252 |
| RED 168D.. | 280 | RO 104..70 | 100 | SY 135.. | 252 |
| RED 179.. | 284 | RO 105.. | 101 | SY 161.. | 255 |
| RED 180.. | 285 | RO 105..70 | 100 | SY 168.. | 255 |
| RED 181.. | 285 | RO 106.. | 101 | SY 168D.. | 255 |
| RED 182T.. | 285 | RO 106..70 | 100 | SY 180.. | 256 |
| RED 183.. | 286 | RO 131.. | 101 | SY 181.. | 256 |
| RED 285.. | 286 | RO 131K.. | 101 | SY 185.. | 256 |
| RED 301.. | 279 | RO 135.. | 101 | SY 285.. | 256 |
| RED 302.. | 286 | RO 161.. | 105 | SY BOX010.. | 253 |
| RED 303.. | 286 | RO 168.. | 101 | SY BOX015.. | 253 |
| RED 305.. | 279 | RO 168D.. | 101 | TA 001.. | 134 |
| RED BOX010.. | 281 | RO 180.. | 105 | TA 010.. | 133 |
| RED BOX015.. | 281 | RO 185.. | 106 | TA 010CR/MEST | 404 |
| RIN 001.. / WS 001.. | 203 | RO 285.. | 106 | TA 010CREST | 404 |
| RIN 010.. / WS 010.. | 202 | RO 980.. | 106 | TA 015.. | 133 |
| RIN 010CR/MEST | 403 | RO 987.. | 106 | TA 015CR/MEST | 406 |
| RIN 010CREST | 403 | RO BOX010.. | 102 | TA 015CREST | 406 |
| RIN 015.. / WS 015.. | 202 | RO BOX015.. | 102 | TA 018.. | 133 |
| RIN 015CR/MEST | 406 | SK 006..70 | 233 | TA 018CR/MEST | 409 |
| RIN 015CREST | 406 | SK 007..70 | 233 | TA 018CREST | 409 |
| RIN 018.. / WS 018.. | 202 | SK 010.. | 236 | TA 019.. | 133 |
| RIN 018CR/MEST | 409 | SK 010CREST | 404 | TA 019CR/MEST | 412 |
| RIN 018CREST | 409 | SK 015.. | 236 | TA 019CREST | 412 |
| RIN 019.. / WS 019.. | 203 | SK 015CREST | 407 | TA 022.. | 134 |
| RIN 019CR/MEST | 411 | SK 018.. | 236 | TA 023.. | 134 |
| RIN 019CREST | 411 | SK 018CREST | 410 | TA 026.. | 134 |
| RIN 022.. / WS 022.. | 200 | SK 019.. | 237 | TA 040.. | 134 |
| RIN 023.. / WS 023.. | 200 | SK 019CREST | 412 | TA 041.. | 134 |
| RIN 026.. / WS 026.. | 200 | SK 022.. | 237 | TA 071.. | 130 |
| RIN 040L.. / WS 040L.. | 203 | SK 023.. | 237 | TA 071K.. | 130 |
| RIN 041L.. / WS 041L.. | 203 | SK 040L.. | 237 | TA 075.. | 130 |
| RIN 071.. -ES / WS 071.. -ES | 198 | SK 041L.. | 237 | TA 081.. | 130 |
| RIN 071.. / WS 071.. | 198 | SK 047.. | 238 | TA 081K.. | 130 |
| RIN 071K.. / WS 071K.. | 198 | SK 048.. | 238 | TA 085.. | 130 |
| RIN 073.. / WS 073.. | 198 | SK 070H.. | 232 | TA 104.. | 131 |
| RIN 074.. / WS 074.. | 198 | SK 071H.. | 232 | TA 104..70 | 130 |
| RIN 074K.. / WS 074K.. | 198 | SK 071H.. -EWS | 232 | TA 105.. | 131 |
| RIN 075.. -ES / WS 075.. -ES | 198 | SK 071H..120 | 232 | TA 105..70 | 130 |
| RIN 075.. / WS 075.. | 198 | SK 071HK.. | 232 | TA 106.. | 131 |
| RIN 081.. / WS 081.. | 199 | SK 075H.. | 232 | TA 106..70 | 130 |
| RIN 081K.. / WS 081K.. | 199 | SK 075H.. -EWS | 232 | TA 131.. | 131 |
| RIN 085.. / WS 085.. | 199 | SK 104.. | 233 | TA 131K.. | 131 |
| RIN 104.. / WS 104.. | 199 | SK 104..70 | 233 | TA 135.. | 131 |
| RIN 105.. / WS 105.. | 199 | SK 105.. | 233 | TA 161.. | 134 |
| RIN 106.. / WS 106.. | 199 | SK 105..70 | 233 | TA 168.. | 131 |
| RIN 131.. / WS 131.. | 200 | SK 106.. | 233 | TA 168D.. | 131 |
| RIN 131K.. / WS 131K.. | 200 | SK 106..70 | 233 | TA BOX010.. | 132 |
| RIN 135.. / WS 135.. | 200 | SK 130H.. | 234 | TA BOX015.. | 132 |

| codice | pagina | codice | pagina | codice | pagina |
|---------------|--|---------------|----------------------------|---------------|--|
| TI 001.. | 120 | ZACC 015 | 580 | ZACC 352 | 73, 155 |
| TI 010.. | 119 | ZACC 017 | 580 | ZACC 375 | 577 |
| TI 010CR/MEST | 404 | ZACC 019 | 580 | ZACC 376 | 577 |
| TI 010CREST | 404 | ZACC 021 | 581 | ZACC 377 | 578 |
| TI 015.. | 119 | ZACC 023 | 581 | ZACC 378 | 578 |
| TI 015CR/MEST | 406 | ZACC 024.. | 581 | ZACC 380 | 577 |
| TI 015CREST | 406 | ZACC 028 | 581 | ZACC 381 | 577 |
| TI 018.. | 119 | ZACC 029 | 594 | ZACC 382 | 578 |
| TI 018CR/MEST | 409 | ZACC 030 | 594 | ZACC 383 | 578 |
| TI 018CREST | 409 | ZACC 044 | 582 | ZACC 384 | 223, 358 |
| TI 019.. | 120 | ZACC 045 | 582 | ZACC 408 | 358 |
| TI 019CR/MEST | 412 | ZACC 046 | 577 | ZACC 409 | 223, 358 |
| TI 019CREST | 412 | ZACC 047 | 577 | ZACC 424 | 371, 374, 380 |
| TI 022.. | 120 | ZACC 048 | 577 | ZACC 432 | 206 |
| TI 023.. | 120 | ZACC 049 | 577 | ZACC 444 | 534 |
| TI 026.. | 120 | ZACC 051 | 577 | ZACC 445 | 576 |
| TI 040.. | 121 | ZACC 053 | 582 | ZACC 472 | 388, 396 |
| TI 041.. | 121 | ZACC 054 | 582 | ZACC 473 | 388 |
| TI 071.. | 116 | ZACC 055 | 582 | ZACC 476 | 562 |
| TI 071K.. | 116 | ZACC 062 | 569 | ZAER 001 | 270, 287, 303, 317, 331, 341, 443 |
| TI 075.. | 116 | ZACC 063 | 569 | | 92, 122, 135, 206, 224, 242, 257, 270, 287, 303, 317, 331, 341, 350, 443, 468, 590 |
| TI 081.. | 116 | ZACC 065 | 570 | ZAER 002 | 37, 55, 74, 92, 107, 122, 135, 155, 177, 191, 206, 224, 242, 257, 270, 287, 303, 317, 331, 350, 374, 426, 443, 455, 590 |
| TI 081K.. | 116 | ZACC 066 | 570 | | 74, 91, 191, 206, 242, 257, 287, 303, 317, 331, 341, 350, 443 |
| TI 085.. | 116 | ZACC 067 | 570 | ZAER 003 | 443 |
| TI 104.. | 117 | ZACC 068 | 570 | | 317, 331 |
| TI 104..70 | 116 | ZACC 069 | 571 | | 468 |
| TI 105.. | 117 | ZACC 070 | 571 | | 350 |
| TI 105..70 | 116 | ZACC 071 | 594 | | 350 |
| TI 106.. | 117 | ZACC 072 | 594 | | 350 |
| TI 106..70 | 116 | ZACC 076 | 595 | | 350 |
| TI 131.. | 117 | ZACC 077 | 520 | | 350 |
| TI 131K.. | 117 | ZACC 091 | 576 | | 350 |
| TI 135.. | 117 | ZACC 094 | 470 | | 350 |
| TI 161.. | 121 | ZACC 095 | 447 | | 350 |
| TI 168.. | 117 | ZACC 096 | 431, 447 | | 350 |
| TI 168D.. | 117 | ZACC 107 | 571 | | 350 |
| TI BOX010.. | 118 | ZACC 108 | 571 | | 350 |
| TI BOX015.. | 118 | ZACC 111 | 576 | | 350 |
| WS 010CR/MEST | 403 | ZACC 118.. | 568 | | 350 |
| WS 010CREST | 403 | ZACC 120 | 568 | | 350 |
| WS 015CR/MEST | 406 | ZACC 122 | 568 | | 350 |
| WS 015CREST | 406 | ZACC 124 | 568 | | 350 |
| WS 018CR/MEST | 409 | ZACC 125 | 569 | | 350 |
| WS 018CREST | 409 | ZACC 130 | 520 | | 350 |
| WS 019CR/MEST | 411 | ZACC139 | 350, 426, 443 | | 350 |
| WS 019CREST | 411 | ZACC 141 | 317, 331, 350, 426, 443 | | 350 |
| ZA 91100R | 303, 317, 331, 350 | | | | 350 |
| ZA 91102R | 37, 55, 154, 177, 241, 303, 317, 331, 350, 413 | | | | 350 |
| ZA 91103R | 37, 55, 73, 91, 154, 177, 223, 241, 257, 287, 341, 496 | | | | 350 |
| ZA 91104R | 37, 55, 73, 91, 107, 122, 135, 154, 177, 191, 206, 223, 241, 257, 287, 341, 413, 496, 562 | | | | 350 |
| ZA 91150 | 241, 303, 317, 331, 350, 426 | | | | 350 |
| ZA 91151 | 107, 154, 206, 241, 287 | | | | 350 |
| ZA 91160 | 154, 177, 241 | | | | 350 |
| ZA 91170 | 37, 55, 154, 191, 358 | | | | 350 |
| ZA 91191 | 206, 241, 257 | | | | 350 |
| ZA 91192 | 270 | | | | 350 |
| ZA 91193 | 270 | | | | 350 |
| ZA 91231 | 37, 55, 73, 91, 107, 122, 135, 154, 177, 241 | | | | 350 |
| ZA 91260 | 287 | | | | 350 |
| ZA 91261 | 241 | | | | 350 |
| ZA 91270 | 206 | | | | 350 |
| ZA 91271 | 257, 270 | | | | 350 |
| ZA 91280 | 37, 55, 154, 177, 241 | | | | 350 |
| ZA 91290 | 223, 287 | | | | 350 |
| ZA 91380 | 388 | | | | 350 |
| ZA 91390 | 37, 55, 122 | | | | 350 |
| ZA 91400 | 73, 91, 107, 135, 154, 223 | | | | 350 |
| ZACC 004 | 579 | | | | 350 |
| ZACC 005 | 579 | | | | 350 |
| ZACC 009 | 579 | | | | 350 |
| ZACC 013 | 580 | | | | 350 |
| ZACC 204 | 572 | | | | 350 |
| ZACC 205 | 520 | | | | 350 |
| ZACC 210 | 458 | | | | 350 |
| ZACC 215 | 583 | | | | 350 |
| ZACC 216 | 241, 287 | | | | 350 |
| ZACC 217 | 242, 287 | | | | 350 |
| ZACC 220 | 583 | | | | 350 |
| ZACC 221 | 569 | | | | 350 |
| ZACC 232 | 37, 73, 107, 154, 177, 206, 223, 241, 257, 270, 287, 303, 317, 331, 341, 350, 358 | | | | 350 |
| ZACC 238 | 519 | | | | 350 |
| ZACC 240 | 569 | | | | 350 |
| ZACC 241 | 91 | | | | 350 |
| ZACC 242 | 91 | | | | 350 |
| ZACC 254 | 572 | | | | 350 |
| ZACC 255 | 573 | | | | 350 |
| ZACC 257 | 558 | | | | 350 |
| ZACC 258 | 595 | | | | 350 |
| ZACC 266 | 576 | | | | 350 |
| ZACC 271 | 520 | | | | 350 |
| ZACC 323 | 455 | | | | 350 |
| ZACC 343 | 38, 55, 74, 92 | | | | 350 |
| ZACC 349 | 576 | | | | 350 |
| ZACC 350 | 73, 154, 223, 358 | | | | 350 |
| ZACC 351 | 73 | | | | 350 |
| ZACC 382 | 578 | | | | 350 |
| ZACC 383 | 578 | | | | 350 |
| ZACC 384 | 223, 358 | | | | 350 |
| ZACC 408 | 358 | | | | 350 |
| ZACC 409 | 223, 358 | | | | 350 |
| ZACC 424 | 371, 374, 380 | | | | 350 |
| ZACC 432 | 206 | | | | 350 |
| ZACC 444 | 534 | | | | 350 |
| ZACC 445 | 576 | | | | 350 |
| ZACC 472 | 388, 396 | | | | 350 |
| ZACC 473 | 388 | | | | 350 |
| ZACC 476 | 562 | | | | 350 |
| ZAER 001 | 270, 287, 303, 317, 331, 341, 443 | | | | 350 |
| ZAER 002 | 92, 122, 135, 206, 224, 242, 257, 270, 287, 303, 317, 331, 341, 350, 443, 468, 590 | | | | 350 |
| ZAER 003 | 37, 55, 74, 92, 107, 122, 135, 155, 177, 191, 206, 224, 242, 257, 270, 287, 303, 317, 331, 350, 374, 426, 443, 455, 590 | | | | 350 |
| ZAER 006 | 74, 91, 191, 206, 242, 257, 287, 303, 317, 331, 341, 350, 443 | | | | 350 |
| ZAER 007 | 443 | | | | 350 |
| ZAER 008 | 317, 331 | | | | 350 |
| ZAER 009 | 468 | | | | 350 |
| ZAER 010 | 468 | | | | 350 |
| ZAER 015 | 331 | | | | 350 |
| ZAER 016 | 468 | | | | 350 |
| ZAER 017 | 468 | | | | 350 |
| ZAER 018 | 426 | | | | 350 |
| ZAER 020 | 177, 287 | | | | 350 |
| ZAER 022 | 177 | | | | 350 |
| ZAER 024 | 37, 55, 155 | | | | 350 |
| ZAER 028 | 350 | | | | 350 |
| ZAER 029 | 350 | | | | 350 |
| ZAER 033 | 107, 155, 206, 224, 242, 257, 287, 455 | | | | 350 |
| ZAER 034 | 426, 455 | | | | 350 |
| ZAER 035 | 177 | | | | 350 |
| ZAER 036 | 177 | | | | 350 |
| ZAER 039 | 242 | | | | 350 |
| ZAER 040 | 37, 56, 155, 177, 223, 242, 288 | | | | 350 |
| ZAER 041 | 224 | | | | 350 |
| ZAER 048 | 155 | | | | 350 |
| ZAER 050 | 38, 55, 74, 92, 110, 160, 209, 226, 246, 290, 359 | | | | 350 |
| ZAER 052 | 37, 55, 92, 155, 177, 191, 224, 242, 270, 591 | | | | 350 |
| ZAER 059 | 191, 206, 242, 257, 287 | | | | 350 |
| ZAER 077 | 38, 56, 107, 122, 135, 155, 191 | | | | 350 |
| ZAER 078 | 74, 92 | | | | 350 |
| ZAER 090 | 74, 92, 107, 122, 135, 206, 224, 589 | | | | 350 |
| ZAER 091 | 122, 270 | | | | 350 |
| ZAER 102 | 110, 209, 257, 259 | | | | 350 |
| ZAER 105 | 290 | | | | 350 |
| ZAER 110 | 37, 56, 155, 177, 242 | | | | 350 |
| ZAER 111 | 110, 180, 209, 257, 259 | | | | 350 |
| ZAER 112 | 358 | | | | 350 |
| ZAER 115 | 270 | | | | 350 |
| ZAER 118 | 160, 209 | | | | 350 |
| ZAER 120 | 122, 270 | | | | 350 |
| ZAER 123 | 38, 56, 155 | | | | 350 |

| codice | pagina | codice | pagina | codice | pagina |
|---------------|--|---------------|--|---------------|--|
| ZAER 127 | 396 | ZBAS 108 | 108 | ZCAN 005 | 468 |
| ZAER 128 | 38 | ZBAS 109 | 136 | ZCAN 006 | 469 |
| ZAER 129 | 592, 593 | ZBAS 111 | 242 | ZCAN 007 | 469 |
| ZAER 131 | 359 | ZBAS 112 | 123 | ZCAN 010 | 586 |
| ZAST 001 | 468 | ZBAS 113 | 38 | ZCAN 011 | 586 |
| ZAST 002 | 303, 426, 443 | ZBAS 114 | 207 | ZCAN 012 | 469 |
| ZAST 003 | 331 | ZBOC 003 | 468 | ZCAN 014 | 588 |
| ZAST 005 | 468 | ZBOC 004 | 468 | ZCAN 015 | 586 |
| ZAST 009 | 317, 341 | ZBOC 005 | 468 | ZCAN 050 | 243 |
| ZAST 013 | 468 | ZBOC 006 | 468 | ZCAN 078 | 75, 93 |
| ZAST 017 | 573 | ZBOC 009 | 444 | ZCAN 079 | 75, 93 |
| ZAST 021 | 427 | ZBOC 010 | 444 | ZCAN 080 | 75, 93 |
| ZAST 022 | 573 | ZBOC 013 | 588 | ZCAN 081 | 289 |
| ZAST 023 | 38, 56, 107, 123, 135, 191, 206, 224, 242, 257, 271, 288, 303, 317, 331, 341, 350, 426, 468 | ZBOC 016 | 304, 351, 427, 444 | ZCAN200 | 258 |
| ZAST 024 | 178, 468 | ZBOC 020 | 427 | ZCAN 201 | 109, 157, 207 |
| ZAST 027 | 178, 573 | ZBOC 030 | 444 | ZCAN 203 | 359 |
| ZAST 029 | 350 | ZBOC 032 | 38, 56, 156, 178, 224, 243, 288 | ZCAN 204 | 359 |
| ZAST 031 | 443 | ZBOC 039 | 74, 93, 108, 123, 136, 207 | ZCANA 004 | 587 |
| ZAST 033 | 455 | ZBOC 045 | 39, 56, 156, 591 | ZCANA 005 | 585 |
| ZAST 035 | 178 | ZBOC 046 | 39, 57, 156, 591 | ZCANA 006 | 586 |
| ZAST 041 | 74, 92, 155, 191 | ZBOC 047 | 157, 243 | ZCANA 007 | 586 |
| ZAST 045 | 271 | ZBOC 048 | 157, 243 | ZCANA 008 | 586 |
| ZAST 046 | 38, 56, 74, 92, 107, 123, 135, 191, 206, 224, 242, 257, 288, 455 | ZBOC 051 | 427 | ZCANA 009 | 586 |
| ZAST 048 | 443 | ZBOC 060 | 93 | ZCANA 012 | 587 |
| ZBAS 005 | 303 | ZBOC 065 | 75, 108, 123, 136, 207, 288 | ZCANA 013 | 587 |
| ZBAS 006 | 303, 317, 331 | ZBOC 081 | 243, 592 | ZCANA 018 | 444 |
| ZBAS 008 | 318, 332 | ZBOC 082 | 243, 592 | ZCANA 019 | 587 |
| ZBAS 010 | 351 | ZBOC 089 | 427 | ZCANA 020 | 587 |
| ZBAS 011 | 341 | ZBOC 090 | 38, 56, 156, 178, 243 | ZCANA 022 | 588 |
| ZBAS 012 | 178, 224, 271, 288, 341 | ZBOC 091 | 427 | ZCANA 023 | 108, 124, 136, 208, 225, 258, 289, 304, 318, 332, 587 |
| ZBAS 013 | 427 | ZBOC 092 | 157, 178, 243, 271 | ZCANA 024 | 587 |
| ZBAS 014 | 351, 427 | ZBOC 093 | 157, 178, 243, 271 | ZCANA 025 | 587 |
| ZBAS 015 | 178 | ZBOC 098 | 75, 108, 123, 136, 207, 288 | ZCANA 026 | 587 |
| ZBAS 016 | 178 | ZBOC 099 | 75, 108, 123, 136, 207, 288 | ZCANA 035 | 588 |
| ZBAS 026 | 351 | ZBOC 102 | 157, 178, 243, 271 | ZCANA 036 | 588 |
| ZBAS 027 | 351 | ZBOC 103 | 591 | ZCANA 040 | 587 |
| ZBAS 032 | 455 | ZBOC 104 | 157, 243 | ZCANA 041 | 427 |
| ZBAS 033 | 178 | ZBOC 105 | 592 | ZCANA 042 | 428 |
| ZBAS 036 | 178 | ZBOC 107 | 39, 57, 157 | ZCANA 043 | 428 |
| ZBAS 038 | 207, 224, 242, 271, 288, 341 | ZBOC 108 | 75, 93, 108, 123, 136, 207 | ZCANA 044 | 588 |
| ZBAS 039 | 242, 304, 318, 332 | ZBOC 109 | 75, 93, 108, 123, 136, 207 | ZCANA 047 | 304 |
| ZBAS 040 | 38, 56, 156, 178, 224, 242, 288 | ZBOC 110 | 123, 136, 207 | ZCANA 060 | 456 |
| ZBAS 041 | 38, 56, 156, 178, 224, 242, 288 | ZBOC 111 | 590 | ZCANA 061 | 456 |
| ZBAS 050 | 74, 92 | ZBOC 120 | 589 | ZCANA 062 | 456 |
| ZBAS 051 | 92 | ZBOC 121 | 589 | ZCANA 063 | 456 |
| ZBAS 052 | 92 | ZBOC 122 | 589 | ZCANA 064 | 179 |
| ZBAS 053 | 74, 92 | ZBOC 123 | 590 | ZCANA 065 | 179 |
| ZBAS 055 | 74, 93, 108, 123, 136, 207 | ZBOC 124 | 590 | ZCANA 067 | 243 |
| ZBAS 058 | 38, 56, 156, 224 | ZBOC 125 | 590 | ZCANA 081 | 158 |
| ZBAS 059 | 156 | ZBOC 126 | 225, 288 | ZCANA 082 | 158 |
| ZBAS 063 | 92 | ZBOC 127 | 225, 288 | ZCANA 092 | 158 |
| ZBAS 065 | 191 | ZBOC 128 | 225, 288 | ZCANA 093 | 93 |
| ZBAS 066 | 191 | ZBOC 129 | 39, 57, 157 | ZCANA 095 | 158, 192 |
| ZBAS 073 | 92 | ZBOC 133 | 396 | ZCANA 096 | 158, 192 |
| ZBAS 074 | 92 | ZBOC 136 | 39, 57, 157, 178, 243 | ZCANA 097 | 158, 192 |
| ZBAS 075 | 92 | ZBOC 137 | 39, 57, 157, 178, 243, 271 | ZCANA 103 | 93 |
| ZBAS 076...SC | 38, 56, 156, 178, 224, 243, 288, 304 | ZBOC 138 | 39, 57, 157, 178, 243, 271 | ZCANA 107 | 258 |
| ZBAS 077 | 258 | ZBOC 139 | 592 | ZCANA 108 | 258 |
| ZBAS 081 | 258 | ZBOC 140 | 592 | ZCANA 109 | 109, 158, 208 |
| ZBAS 082 | 108, 156, 207 | ZBOC 141 | 592 | ZCANA 110 | 109, 208 |
| ZBAS 085 | 74, 93, 108, 123, 136, 207 | ZBOC 144 | 156 | ZCANA 112 | 225, 289 |
| ZBAS 088 | 288 | ZCAL 003 | 225, 243, 271, 289, 304, 318, 332, 341, 378, 444, 468 | ZCANA 113 | 93 |
| ZBAS 093 | 288 | ZCAL 007 | 75, 93, 108, 124, 136, 192, 207, 258, 502 | ZCANA 114 | 428 |
| ZBAS 094 | 224, 288 | ZCAL 009 | 351, 427, 455, 502 | ZCANA 120 | 225, 289 |
| ZBAS 095 | 74 | ZCAL 016 | 371 | ZCANA 121 | 318, 332 |
| ZBAS 098 | 38, 56, 156, 178, 242 | ZCAL 017 | 39, 57, 157, 178 | ZCANA 123 | 318, 332 |
| ZBAS 100 | 224 | ZCAL 020 | 502 | ZCANA 124 | 243 |
| ZBAS 103 | 358 | ZCAL 023 | 374 | ZCANA 126 | 271 |
| ZBAS 107 | 108, 123, 136, 207 | ZCAN 001 | 586 | ZCANA 205 | 359 |
| | | ZCAN 002 | 586 | ZCANA 211 | 39 |
| | | ZCAN 004 | 586 | ZCANA 212 | 39 |
| | | | | ZCAP 002 | 469 |
| | | | | ZCAP 006 | 445 |
| | | | | ZCAP 007 | 428, 445 |
| | | | | ZCAP 009 | 179, 305, 318, 332, 351, 413, 428 |
| | | | | ZCAP 010 | 225, 272, 289, 342 |
| | | | | ZCAP 012 | 179, 244, 305, 318, 332, 351, 413 |
| | | | | ZCAP 016 | 428 |

| codice | pagina | codice | pagina | codice | pagina |
|------------------|---|---------------|---|---------------|---|
| ZCAP 023 | 39, 57, 158, 179, 244 | ZCOL 840 | 490 | ZDOC 061 | 559 |
| ZCAP 029 | 179, 244, 305, 318, 332, 351 | ZCOL 841 | 486, 487, 488, 494 | ZDOC 062 | 559 |
| ZCAP 030 | 456 | ZCOL 842 | 490 | ZDOC 067 | 41, 58, 160, 245, 374, 396, 487, 494, 540 |
| ZCAP 031 | 456 | ZCOL 843 | 499 | ZDOC 069 | 76, 160, 226, 246, 290, 359 |
| ZCAP 032 | 456 | ZCOL 844 | 499 | ZDOC 070 | 481, 482, 485, 487, 539 |
| ZCAP 033 | 456 | ZCOL 847 | 499 | ZDOC 074 | 538 |
| ZCAP 034 | 39, 57, 75, 93, 109, 124, 136, 158, 179, 192, 208, 225, 244, 258, 272, 289, 342, 413, 562 | ZCOL 848 | 500 | ZDOC 075 | 538 |
| ZCAP 039 | 457 | ZCOL 852 | 502 | ZDOC 076 | 536 |
| ZCAP 046 | 93 | ZCOL 853 | 502 | ZDOC 077 | 538 |
| ZCAP 047 | 159, 179, 244 | ZCOL 855 | 501 | ZDOC 078 | 539 |
| ZCAP 048 | 158, 192 | ZCOL 856 | 501 | ZDOC 081 | 259, 272, 290, 305, 319, 333, 342, 378, 539 |
| ZCAP 053 | 244, 305, 318 | ZCOL 859 | 499 | ZDOC 083 | 110, 209, 259 |
| ZCAP 058 | 272 | ZCOL 860 | 500 | ZDOC 084 | 110, 209, 359 |
| ZCAP 061 | 39, 57, 158 | ZCOL 861..V | 75, 501 | ZDOC 085 | 537 |
| ZCAP 062 | 39, 57, 75, 93, 109, 124, 136, 158, 179, 225, 244 | ZCOL 862 | 501 | ZDOC 090 | 290 |
| ZCAP 063 | 359 | ZCOL 863..V | 501 | ZDOC 091 | 542 |
| ZCAP 065 | 179 | ZCOL 864 | 501 | ZDOC 094 | 160, 209 |
| ZCAP 066 | 40, 57, 75, 94, 109, 124, 137, 159, 179, 192, 208, 225, 244, 258, 271, 289, 413 | ZCOL 888 | 500 | ZDOC 104 | 536 |
| ZCAP 068 | 371, 374, 380 | ZCOL 900 | 495 | ZDOC 105 | 536 |
| ZCAP 073 | 40, 57, 124 | ZCOL 908 | 503 | ZDOC 106 | 536 |
| ZCAP 074 | 562 | ZDEV002..V | 332 | ZDOC 107 | 110, 180, 209, 259 |
| ZCOL 200 | 495 | ZDEV 003 | 75, 94, 109, 124, 137, 208, 244 | ZDOC 113 | 359 |
| ZCOL 201 | 495 | ZDEV 007 | 40, 57, 76, 94, 109, 124, 137, 159, 179, 208, 225, 244, 289, 305 | ZDOC 114 | 272 |
| ZCOL 202...-022L | 494-495 | ZDEV 016 | 445, 469 | ZDOC 117 | 76, 94, 110, 125, 137, 209, 371, 481, 482, 485, 539 |
| ZCOL 589LIQ | 489 | ZDEV 034..V | 305, 318, 378 | ZDOC 118 | 537 |
| ZCOL 599 | 489 | ZDEV 035 | 428, 445 | ZDOC 120 | 559 |
| ZCOL 601 | 488 | ZDEV 036 | 428 | ZDOC 121 | 560 |
| ZCOL 603 | 488 | ZDEV 037 | 429, 445 | ZDOC 122 | 537 |
| ZCOL 607 | 483 | ZDEV 040 | 342 | ZDOC 125 | 537 |
| ZCOL 611 | 486 | ZDEV 048 | 40, 58, 76, 94, 109, 124, 137, 159, 179, 192, 208, 225, 244, 259, 272, 289, 305, 318, 332, 351, 413 | ZDOC 126 | 560 |
| ZCOL 611CRX | 487 | ZDEV 051..V | 351 | ZDUP 011 | 546 |
| ZCOL 613 | 488 | ZDEV 052 | 352 | ZDUP 012 | 546 |
| ZCOL 615 | 484 | ZDEV 062..V | 457 | ZDUP 035 | 546 |
| ZCOL 615CRX | 485 | ZDEV 079..QTV | 370 | ZDUP 036 | 544 |
| ZCOL 617 | 483 | ZDEV 079 | 584 | ZDUP 037 | 545 |
| ZCOL 620 | 483 | ZDEV 080 | 584 | ZDUP 054 | 544 |
| ZCOL 621 | 488 | ZDEV 082 | 585 | ZDUP 058 | 544 |
| ZCOL 622 | 486 | ZDEV 083 | 585 | ZDUP 059 | 544 |
| ZCOL 622K | 486 | ZDEV 108 | 585 | ZDUP 060 | 544 |
| ZCOL 626 | 484 | ZDEV 083 | 445 | ZDUP 074 | 544 |
| ZCOL 626K | 484 | ZDEV 087 | 244 | ZDUP 086 | 545 |
| ZCOL 633LIQ | 491 | ZDEV 087 | 244 | ZDUP 087 | 545 |
| ZCOL 638KLIQ | 491 | ZDEV 088..V | 40, 58, 159, 179, 192, 226, 259, 272, 289, 500 | ZDUP 088 | 546 |
| ZCOL 638LIQ | 491 | ZDEV 091 | 40, 94 | ZDUP 094 | 543 |
| ZCOL 641KLIQ | 492 | ZDEV 100 | 40, 58, 76, 94, 110, 125, 137, 159, 180, 192, 209, 226, 245, 259, 272, 290, 305, 319, 333, 352 | ZDUP 095 | 543 |
| ZCOL 641LIQ | 492 | ZDEV 101 | 40, 58, 159, 180, 245 | ZDUP 099 | 558 |
| ZCOL 646KLIQ | 490 | ZDEV 108 | 429 | ZDUP 099CRAG | 558 |
| ZCOL 646LIQ | 490 | ZDEV 109 | 245, 500 | ZDUP 109 | 556 |
| ZCOL 655 | 480 | ZDEV 112 | 388 | ZDUP 110 | 556 |
| ZCOL 655CRX | 482 | ZDEV 113 | 500 | ZDUP 111 | 557 |
| ZCOL 665 | 482, 485, 487 | ZDEV 114 | 500 | ZDUP 112 | 557 |
| ZCOL 665CRX | 481 | ZDEV 115 | 500 | ZDUP 114 | 558 |
| ZCOL 668 | 479 | ZDEV 116..V | 501 | ZDUP 118 | 545 |
| ZCOL 672 | 479 | ZDOC 002 | 542 | ZDUP 124 | 556 |
| ZCOL 673 | 478 | ZDOC 007 | 540 | ZDUP 125 | 556 |
| ZCOL 680 | 492 | ZDOC 009 | 541 | ZDUP 126 | 558 |
| ZCOL 682 | 478 | ZDOC 010 | 541 | ZECC 001 | 319, 333, 446, 583 |
| ZCOL 686CRX | 494 | ZDOC 012 | 541 | ZECC 002 | 305 |
| ZCOL 686SK2 | 493 | ZDOC 014 | 541 | ZECC 003 | 342, 469, 583 |
| ZCOL 687 | 493 | ZDOC 021 | 542 | ZECC 006 | 583 |
| ZCOL 721LIQ | 490 | ZDOC 030 | 540 | ZECC 007 | 583 |
| ZCOL 802 | 495 | ZDOC 032 | 41, 58, 159, 180, 226, 245, 290, 374, 457, 540 | ZECC 008 | 583 |
| ZCOL 803 | 500 | ZDOC 034 | 319 | ZECC 009 | 583 |
| ZCOL 805 | 500 | ZDOC 045 | 538 | ZECC 011.. /2 | 584 |
| ZCOL 811 | 500 | ZDOC 049 | 245 | ZECC 019 | 352, 429, 446 |
| ZCOL 812 | 501 | ZDOC 050 | 245 | ZECC 022 | 41, 58, 160, 180 |
| ZCOL 820 | 503 | ZDOC 058 | 245 | ZECC 029 | 76, 94, 110, 125, 137, 193, 209, 226, 246, 259, 272, 290, 457 |
| ZCOL 822 | 499 | ZDOC 060 | 559 | ZECC 043 | 371, 374 |
| ZCOL 831 | 499 | | | ZECC 044 | 378 |
| ZCOL 836 | 501 | | | ZECC 051 | 503 |
| ZCOL 837 | 501 | | | ZESP 027-BAS | 595 |
| ZCOL 839 | 486, 487, 488, 494 | | | ZFIS 002 | 306 |
| | | | | ZFIS 004 | 260, 333, 429, 446, 470 |
| | | | | ZFIS 004/190 | 246, 291 |
| | | | | ZFIS 006 | 457 |

| codice | pagina | codice | pagina | codice | pagina |
|--------------|--|----------|---|----------|---|
| ZFIS 007 | 180, 226, 272, 291, 306, 320, 333, 343, 352 | ZFLO011 | 181, 227, 273, 291, 306, 319, 333, 343, 353, 552 | ZGHI 010 | 42, 60, 77, 95, 111, 126, 138, 163, 181, 193, 211, 227, 247, 260, 273, 292, 343, 414, 562 |
| ZFIS 008 | 246, 272, 320, 333, 446, 470 | ZFLO 015 | 553 | ZGHI 013 | 163 |
| ZFIS 008/140 | 110, 160, 209 | ZFLO 016 | 553 | ZGHI 015 | 163, 182, 247 |
| ZFIS 010 | 320, 352 | ZFLO018 | 42, 59, 77, 95, 111, 125, 138, 161, 210, 227, 246, 291, 552 | ZGHI 016 | 193 |
| ZFIS 011 | 320 | ZFLO 023 | 552 | ZGHI 021 | 273 |
| ZFIS 012 | 320, 333 | ZFLO 026 | 247 | ZGHI 023 | 247, 371 |
| ZFIS 013 | 470 | ZFLO 029 | 247 | ZGHI 024 | 43, 60, 163 |
| ZFIS 019 | 429, 446, 470 | ZFLO 030 | 560 | ZGHI 025 | 360 |
| ZFIS 019/QTV | 457 | ZFLO 031 | 42, 59, 77, 161, 371, 396, 502, 553 | ZGHI 027 | 43, 60, 77, 96, 112, 126, 138, 163, 182, 193, 211, 228, 248, 260, 273, 292, 414 |
| ZFIS 022/1 | 429, 446, 457, 470 | ZFLO 032 | 502 | ZGHI 029 | 112 |
| ZFIS 024 | 94, 429, 446, 457 | ZFLO 033 | 552 | ZGHI 030 | 43, 60, 77, 96, 112, 126, 139, 163, 182, 228, 248 |
| ZFIS 027 | 291, 470 | ZFLO 062 | 553 | ZGHI 037 | 388 |
| ZFIS 028 | 76, 95, 110, 125, 137, 210, 226, 291, 306, 352 | ZFLO 063 | 111, 161, 210, 260 | ZGHI 038 | 388 |
| ZFIS 032 | 306, 320, 333 | ZFLO 065 | 291 | ZLEV 002 | 343 |
| ZFIS 036 | 306, 446 | ZFLO 071 | 42, 59, 126, 161, 210, 375, 396, 502, 553 | ZLEV 008 | 334, 414 |
| ZFIS 038 | 76, 94, 193 | ZFLO 073 | 359 | ZLEV 014 | 334 |
| ZFIS 043 | 125, 138, 209, 246, 291, 343, 352, 457 | ZFLO 075 | 95, 111, 125, 138, 161, 371, 375, 396, 502, 551 | ZLEV 043 | 307, 320 |
| ZFIS 048 | 94, 193 | ZFLO 076 | 551 | ZLEV 044 | 307, 414 |
| ZFIS 049 | 76, 94, 193 | ZFLO 079 | 560 | ZLEV 046 | 182 |
| ZFIS 051 | 306, 353, 430, 446 | ZFLX 001 | 77, 95, 210, 227, 247, 260, 291, 306, 320, 334, 343, 353, 447, 458, 571 | ZLEV 048 | 182 |
| ZFIS 053 | 94 | ZFLX 005 | 353 | ZLEV 058 | 182, 248, 414 |
| ZFIS 054 | 226, 291, 306, 320, 333, 343 | ZFLX 006 | 247, 306, 320, 334 | ZLEV 064 | 353, 414 |
| ZFIS 056 | 429 | ZFLX 008 | 320, 334 | ZLEV 065 | 353, 414 |
| ZFIS 068 | 246, 306, 320, 333 | ZFLX 019 | 430, 447, 458, 470 | ZLEV 067 | 320, 415 |
| ZFIS 068/140 | 110, 160, 209 | ZFLX 021 | 181, 227, 273, 291, 306, 320, 334, 343, 353 | ZLEV 075 | 182 |
| ZFIS 079 | 430, 446, 470 | ZFLX 024 | 320, 334 | ZLEV 078 | 182 |
| ZFIS 083 | 160 | ZFLX 035 | 181 | ZLEV 079 | 182 |
| ZFIS 084 | 226, 260, 291 | ZFLX 037 | 181 | ZLEV 083 | 183 |
| ZFIS 087 | 272 | ZFLX 055 | 430, 447 | ZLEV 084 | 248 |
| ZFIS 093 | 94 | ZFLX 058 | 320 | ZLEV 085 | 162, 182, 248, 415, 498, 562 |
| ZFIS 095 | 94 | ZFLX 059 | 181 | ZLEV 086 | 248 |
| ZFIS 096 | 95 | ZFLX 061 | 77, 161, 227, 247, 291, 359 | ZLEV 097 | 96, 415 |
| ZFIS 099 | 160, 180 | ZFLX 066 | 95 | ZLEV 098 | 78, 96, 415, 499, 562 |
| ZFIS 099/190 | 180, 210 | ZFLX 067 | 95 | ZLEV 099 | 78, 96, 415 |
| ZFIS 100 | 180 | ZFLX 069 | 77, 95, 193, 210, 227, 273 | ZLEV 100 | 96 |
| ZFIS 102 | 180 | ZFLX 072 | 320 | ZLEV 101 | 96 |
| ZFIS 103 | 180 | ZFLX 086 | 42, 59, 77, 95, 111, 126, 138, 161, 181, 210, 227, 247, 292, 306 | ZLEV 104 | 162, 182, 248 |
| ZFIS 104 | 180, 184 | ZFLX 093 | 95 | ZLEV 107 | 162 |
| ZFIS 107 | 260, 291 | ZFLX 095 | 111, 163, 210, 260, 291 | ZLEV 108 | 162, 182 |
| ZFIS 121 | 41, 58, 76, 95, 111, 125, 138, 160, 180, 210, 227, 246, 291 | ZFLX 098 | 163, 273 | ZLEV 109 | 162 |
| ZFIS 122 | 41, 58, 76, 95, 111, 125, 138, 156, 178, 210, 227, 243, 288, 304 | ZFLX 101 | 111, 163, 181, 210, 227, 247, 260, 291, 306, 320, 430 | ZLEV 116 | 96 |
| ZFIS 123 | 41, 59, 160, 181, 246 | ZFLX 102 | 42, 60, 77, 95, 111, 126, 138, 163, 181, 193, 210, 227, 360 | ZLEV 118 | 248 |
| ZFIS 124 | 226 | ZFLX 108 | 95 | ZLEV 120 | 162, 182, 248 |
| ZFIS 127 | 41, 59, 161, 181, 246 | ZFLX 112 | 181, 247, 291 | ZLEV 122 | 193 |
| ZFIS 130 | 160, 226 | ZFLX 116 | 42, 60, 163 | ZLEV 123 | 193 |
| ZFIS 133 | 359 | ZFLX 118 | 42, 60, 163 | ZLEV 124 | 193 |
| ZFIS 134 | 359 | ZFLX 132 | 42, 60, 161, 181, 247 | ZLEV 126 | 194 |
| ZFIS 138 | 446 | ZFLX 133 | 42, 60, 163, 181, 247 | ZLEV 127 | 194, 415 |
| ZFIS 139 | 76 | ZFLX 140 | 42, 60, 111, 126 | ZLEV 133 | 260, 415 |
| ZFIS 141 | 41, 59, 111 | ZFLX 148 | 42 | ZLEV 135 | 211 |
| ZFIS 147 | 41 | ZFLX 181 | 210 | ZLEV 136 | 211 |
| ZFIS 189 | 246, 306, 320 | ZGHI 001 | 42, 60, 163, 181, 247, 307, 320, 334, 353, 414, 430 | ZLEV 137 | 211, 415 |
| ZFLO 001 | 42, 59, 77, 95, 111, 125, 138, 161, 181, 210, 227, 246, 291, 353, 371, 375, 378, 430, 446, 458, 502, 551 | ZGHI 003 | 227, 273, 292, 343, 375 | ZLEV 143 | 211, 292, 416 |
| ZFLO 002 | 551 | ZGHI 007 | 42, 60, 163 | ZLEV 144 | 292 |
| ZFLO 003 | 551 | ZGHI 008 | 247, 307, 320 | ZLEV 145 | 228, 292 |
| ZFLO 004 | 551 | | | ZLEV 146 | 162 |
| ZFLO 005 | 551 | | | ZLEV 147 | 43, 60, 162 |
| ZFLO 009 | 42, 59, 77, 95, 111, 125, 138, 161, 181, 210, 227, 246, 291, 353, 430, 552 | | | ZLEV 149 | 78, 416 |
| ZFLO 010 | 552 | | | ZLEV 150 | 78 |
| | | | | ZLEV 151 | 78 |
| | | | | ZLEV 152 | 78 |
| | | | | ZLEV 157 | 162, 182, 248 |
| | | | | ZLEV 158 | 228, 416 |
| | | | | ZLEV 159 | 228 |
| | | | | ZLEV 160 | 228 |
| | | | | ZLEV 161 | 228 |
| | | | | ZLEV 162 | 578 |
| | | | | ZLEV 163 | 578 |
| | | | | ZLEV 165 | 182 |
| | | | | ZLEV 166 | 360 |
| | | | | ZLEV 168 | 273, 416 |
| | | | | ZLEV 169 | 273 |
| | | | | ZLEV 173 | 78, 96 |
| | | | | ZLEV 174 | 162 |
| | | | | ZLEV 177 | 112, 416 |

| codice | pagina | codice | pagina | codice | pagina |
|---------------|---|---------------|---|---------------|--|
| ZLEV 178 | 112 | ZMANV041 | 430 | ZPIA 136 | 389 |
| ZLEV 179 | 139, 416 | ZMANV057 | 458 | ZPIA 137 | 389 |
| ZLEV 180 | 139 | ZMANV058 | 380 | ZPIA 138 | 389 |
| ZLEV 182 | 96 | ZMANV089 | 96 | ZPIA 139 | 389 |
| ZLEV 188 | 78 | ZMANV090 | 96 | ZPIA 140 | 389 |
| ZLEV 189 | 78 | ZMANV091 | 96 | ZPIA 141 | 389 |
| ZLEV 190 | 162 | ZMANV093 | 372 | ZPIA 142 | 389 |
| ZLEV 191 | 211 | ZMANV095 | 372 | ZPIA 143 | 389 |
| ZLEV 192 | 211, 292 | ZMANV200 | 378 | ZPIA 144 | 389 |
| ZLEV 193 | 228 | ZPIA 002 | 307, 321, 334, 417 | ZPIA 145 | 389 |
| ZLEV 194 | 228 | ZPIA 006 | 307, 320, 334, 354, 417 | ZPIA 146 | 389 |
| ZLEV 195 | 162, 248 | ZPIA 007 | 44, 61, 164, 183, 228, 248, 261, 274, 343, 417 | ZPIA 147 | 389 |
| ZLEV 196 | 260 | ZPIA 008 | 44, 61, 164, 183, 417 | ZPIA 148 | 397 |
| ZLEV 197 | 273 | ZPIA 013 | 354, 418 | ZPIA 149 | 397 |
| ZLEV 199 | 307 | ZPIA 016 | 376, 380 | ZPIA 150 | 397 |
| ZLEV 200 | 320 | ZPIA 017 | 183, 249, 261, 354, 418 | ZPIA 153 | 97, 113, 127, 139, 212 |
| ZLEV 201 | 334 | ZPIA 026 | 78, 96, 112, 127, 139, 211, 292, 418, 563 | ZPIA 154 | 45 |
| ZLEV 207 | 126, 416 | ZPIA 027 | 78, 97, 112, 127, 139, 211, 292, 418 | ZPLA 001 | 448 |
| ZLEV 208 | 126 | ZPIA 035 | 164, 249 | ZPLA 016 | 470 |
| ZLEV 209 | 126 | ZPIA 037 | 376, 380 | ZPLA 021 | 431, 448 |
| ZLEV 210 | 126 | ZPIA 039 | 194, 418 | ZPLA 033 | 354, 420 |
| ZLEV 211 | 43, 416 | ZPIA 040 | 194, 418 | ZPLA 034 | 354, 420 |
| ZLEV 212 | 43 | ZPIA 042 | 372, 376 | ZPLA 038 | 458 |
| ZLEV 213 | 43 | ZPIA 043 | 372, 376 | ZPLA 044 | 96 |
| ZLEV 214 | 43 | ZPIA 049 | 97 | ZPLA 045 | 96 |
| ZLEV 215 | 43 | ZPIA 050 | 97 | ZPOR 001 | 566 |
| ZLEV 216 | 43 | ZPIA 056 | 44, 61, 79, 112, 127, 139, 164, 212, 293 | ZPOR 002 | 566 |
| ZLEV 217 | 60, 417 | ZPIA 063 | 44, 61, 164 | ZPOR 003 | 566 |
| ZLEV 218 | 60 | ZPIA 072 | 44, 61, 164, 183, 194, 228, 249, 261, 274, 307, 321, 334, 354 | ZPOR 004 | 566 |
| ZLEV 219 | 60 | ZPIA 073 | 79, 97, 113, 127, 139, 212, 293 | ZPOR 005 | 567 |
| ZLEV 220 | 61 | ZPIA 074 | 44, 61, 164, 183, 194, 229, 249, 261, 274, 307, 321, 334, 354 | ZPOR 006 | 567 |
| ZLEV 221 | 60 | ZPIA 075 | 79, 97, 113, 127, 139, 212, 293 | ZPOR 007 | 567 |
| ZLEV 222 | 61 | ZPIA 076 | 44, 61, 164, 229, 261, 274, 419 | ZPOR 008 | 567 |
| ZLEV 223 | 273 | ZPIA 082 | 44, 62, 165, 249, 274, 563 | ZPRO 100 | 176 |
| ZLEV 224 | 162, 182, 248 | ZPIA 083 | 592, 593 | ZPRO 110 | 563 |
| ZMAN 005 | 447 | ZPIA 084 | 183, 249, 419 | ZPRO 112 | 563 |
| ZMAN 008 | 470 | ZPIA 085 | 183, 249, 419 | ZPRO 120 | 240 |
| ZMAN 029 | 447 | ZPIA 086 | 194, 419 | ZPRO 125 | 280 |
| ZMAN 030 | 447, 470 | ZPIA 087 | 194, 419 | ZPRO 200 | 175 |
| ZMAN 031 | 447 | ZPIA 088 | 44, 62, 165, 229, 261, 274, 419 | ZPRO 200..7 | 175 |
| ZMAN 056 | 431, 447 | ZPIA 089 | 44, 62, 165, 229, 261, 274, 419 | ZPRO 250 | 153 |
| ZMAN 059 | 447 | ZPIA 090 | 79, 97, 113, 127, 140, 212, 293, 419, 420 | ZPRO 300 | 175 |
| ZMAN 100 | 211 | ZPIA 091 | 79, 97, 113, 127, 140, 212, 293, 420 | ZPRO 400 | 175 |
| ZMAN 120 | 372 | ZPIA 092 | 45, 62, 165, 184, 249, 274, 591 | ZPRO 400..7 | 175 |
| ZMAN 121 | 372, 498 | ZPIA 093 | 44, 62, 165, 183, 249 | ZPRO 500 | 176 |
| ZMAN 125 | 375 | ZPIA 094 | 431 | ZRAC 002 | 229, 261, 274, 293, 307, 335, 343 |
| ZMAN 126 | 375 | ZPIA 096 | 79 | ZRAC 004 | 275, 293, 344 |
| ZMAN 127 | 375 | ZPIA 097 | 372, 376 | ZRAC 005 | 343 |
| ZMAN 130 | 43, 61, 112, 127, 139, 163, 183, 194, 211, 228, 248, 260, 273, 292, 417 | ZPIA 099 | 376, 380 | ZRAC 008 | 448, 471 |
| ZMAN 131 | 78, 96, 417 | ZPIA 108 | 79, 113, 127, 140 | ZRAC 016 | 113 |
| ZMAN 134 | 375 | ZPIA 109 | 79, 113, 128, 140 | ZRAC 022 | 45, 80, 97, 113, 128, 140, 165, 194, 212, 229, 249, 376, 378, 397, 458 |
| ZMAN 137 | 78, 96, 417 | ZPIA 110 | 45, 62, 79, 97, 113, 128, 140, 165, 249 | ZRAC 030 | 184 |
| ZMAN 138 | 43, 61, 112, 127, 139, 163, 183, 194, 211, 228, 248, 260, 273, 292, 417 | ZPIA 111 | 212, 293 | ZRAC 033 | 250 |
| ZMAN 139 | 375 | ZPIA 112 | 229 | ZRAC 039 | 372, 376, 380 |
| ZMAN 142 | 498 | ZPIA 119 | 563 | ZRAC 048 | 97 |
| ZMAN 143 | 498 | ZPIA 120 | 563 | ZRAC 054 | 45, 62, 165, 184 |
| ZMAN 144 | 498 | ZPIA 121 | 563 | ZRAC 060 | 195 |
| ZMAN 145 | 498 | ZPIA 122 | 563 | ZRAC 066 | 250, 372, 376 |
| ZMAN 151 | 498 | ZPIA 129 | 44, 61, 164, 249 | ZRAC 068 | 261 |
| ZMAN 159 | 562 | ZPIA 135 | 44, 61, 164, 249 | ZRAC 071 | 250, 293 |
| ZMAN 160 | 562 | | | ZRAC 073 | 318, 332, 360 |
| ZMAN 161 | 562 | | | ZRAC 078 | 113, 165, 212 |
| ZMAN 162 | 562 | | | ZRAC 082 | 114, 166, 212 |
| ZMAN 164 | 248, 498 | | | ZRAC 084 | 80, 97, 114, 128, 140, 194, 213, 229, 250, 458 |
| ZMAN 169 | 375 | | | ZRAC 088 | 80, 229, 360 |
| ZMAN 170 | 375 | | | ZRAC 096 | 372 |
| ZMAN 207 | 388, 396 | | | ZRAC 100 | 471 |
| ZMAN 208 | 388 | | | ZRAC 101 | 431, 448, 471 |
| ZMAN 209 | 388 | | | ZRAC 102 | 431, 448, 471 |
| ZMAN 210 | 389 | | | ZRAC 104 | 45, 62, 165 |
| ZMAN 211 | 396 | | | ZRAC 105 | 80, 166 |
| ZMAN 213 | 498 | | | ZRAC 117 | 360 |
| ZMAN 214 | 498 | | | ZRAC 118 | 360 |
| ZMAN 215 | 43 | | | ZRAC 119 | 80, 229, 360 |
| ZMAN 216 | 43 | | | ZRAC 121 | 230, 360 |
| ZMAN 217 | 43 | | | ZRAC 123 | 250 |
| ZMAN 218 | 43 | | | ZRAC 129 | 250, 308, 321 |
| ZMAN 219 | 43 | | | | |
| ZMAN 220 | 43 | | | | |

| codice | pagina | codice | pagina | codice | pagina |
|---------------|--|---------------|--|---------------|---|
| ZRAC 131 | 45, 62, 166, 184, 458 | ZSET 006 | 344 | ZSUP 031 | 547 |
| ZRAC 145 | 390, 397 | ZSET 011 | 321, 335 | ZSUP 032 | 547 |
| ZRAC 146 | 564 | | 230, 275, 294, 308, 321, 335, 344, 471 | ZSUP 040 | 397 |
| ZRAC 147 | 213 | ZSET 016 | | ZSUP 041 | 503 |
| ZSAL 010 | 515 | ZSET 025 | 322 | ZSUP 042 | 564 |
| ZSAL 021 | 517 | ZSET 026 | 322 | ZSUP 043 | 564 |
| ZSAL 022 | 518 | ZSET 065 | 230, 294 | ZTUB 001 | 572 |
| ZSAL 064 | 512 | ZSET 072 | 250, 308, 322 | ZTUB 004 | 572 |
| ZSAL 070 | 514 | ZSET 080 | 275 | ZTUB 005 | 572 |
| ZSAL 079 | 507 | ZSET 096 | 98 | ZTUB 009 | 195, 572 |
| ZSAL 080 | 518 | ZSET 105 | 390 | | 213, 294, 372, 377, 379-380, 397, 431, 448, 458, 496 |
| ZSAL 088 | 516 | ZSET 106 | 390 | ZVIT 001 | |
| ZSAL 090CR2 | 513 | ZSET 107 | 390 | ZVIT 004 | 471 |
| ZSAL 094 | 518 | ZSET 109 | 564 | ZVIT 005 | 471 |
| ZSAL 105 | 511 | ZSOF 010 | 530 | ZVIT 028 | 45, 98, 377, 431, 448, 496 |
| ZSAL 106 | 516 | ZSOF 015 | 534 | ZVIT 033 | 380 |
| ZSAL 106CR90 | 517 | ZSOF 016 | 534 | ZVIT 051 | 98, 184 |
| ZSAL 108 | 517 | ZSOF 017 | 534 | ZVIT 052 | 373 |
| ZSAL 110 | 514 | ZSOF 018 | 534 | ZVIT 058 | 373, 496 |
| ZSAL 111 | 518 | ZSOF 029 | 529 | ZVIT 062 | 213, 244 |
| ZSAL 112 | 514 | ZSOF 030 | 530 | ZVIT 063 | 379 |
| ZSAL 116 | 516 | ZSOF 031 | 530 | ZVIT 064 | 373, 496 |
| ZSAL 117 | 516 | ZSOF 032 | 530 | ZVIT 077 | 579 |
| ZSAL 118 | 509 | ZSOF 034 | 533 | ZVIT 078 | 579 |
| ZSAL 119 | 512 | ZSOF 035 | 533 | ZVIT 079 | 579 |
| ZSAL 120 | 511 | ZSOF 038 | 533 | ZVIT 086 | 377 |
| ZSAL 121 | 513 | ZSOF 046 | 529 | ZVIT 087 | 377, 496 |
| ZSAL 131 | 517 | ZSOF 061 | 531 | ZVIT 089 | 373, 377, 380 |
| ZSAL 132 | 512 | ZSOF 062 | 531 | ZVIT 090 | 373, 377, 380 |
| ZSAL 133 | 519 | ZSOF 063 | 533 | | 46, 62, 80, 98, 114, 128, 140, 166, 184, 195, 213, 230, 250, 262, 275, 294, 420 |
| ZSAL 135 | 507 | ZSOF 064 | 532 | ZVIT 091 | |
| ZSAL 141 | 519 | ZSOF 065 | 532 | | 46, 62, 80, 98, 114, 128, 140, 166, 184, 195, 213, 230, 250, 262, 275, 294, 420 |
| ZSAL 145 | 506 | ZSOF 073 | 532 | ZVIT 092 | |
| ZSAL 146 | 508 | ZSOF 074 | 529 | | 46, 62, 80, 98, 114, 128, 140, 166, 184, 195, 213, 230, 250, 262, 275, 294, 420 |
| ZSAL 147 | 507 | ZSOF 075 | 529 | ZVIT 093 | 497 |
| ZSAL 150 | 508 | ZSOF 077 | 529 | ZVIT 095 | 497 |
| ZSAL 173 | 511 | ZSOF 078 | 529 | ZVIT 096 | 497 |
| ZSAL 174 | 511 | ZSOF 079 | 529 | ZVIT 097 | 377 |
| ZSAL 181 | 511 | ZSOF 080 | 528 | ZVIT 100 | 497 |
| ZSAL 194 | 510 | ZSOF 081 | 524 | ZVIT 106 | 497 |
| ZSAL 195 | 510 | ZSOF 082 | 526 | ZVIT 107 | 497 |
| ZSAL 196 | 510 | ZSOF 090 | 534 | ZVIT 110 | 564 |
| ZSAL 197 | 506 | ZSOF 091 | 529 | ZVIT 111 | 564 |
| ZSAL 198 | 515 | ZSOF 092 | 528 | ZVIT 112 | 370, 454 |
| ZSAL 203 | 519 | ZSOF 093 | 529 | ZVIT 120 | 390 |
| ZSAL 206 | 513 | ZSOF 094 | 529 | ZVIT 121 | 397 |
| ZSAL 210 | 509 | ZSOF 095 | 529 | ZVIT 122 | 213 |
| ZSAL 211 | 508 | ZSOF 096 | 529 | ZVIT 123 | 497 |
| ZSAL 212 | 506 | ZSOF 098 | 524 | ZVIT 124 | 497 |
| ZSAL 213 | 515 | ZSOF 099 | 524 | ZVIT 125 | 377, 497 |
| ZSAL173 | 499 | ZSOF 101 | 527 | ZVIT 126 | 377, 498 |
| ZSAL174 | 499 | ZSOF 102 | 529 | ZVIT 127 | 46 |
| ZSCA 001 | 573 | ZSOF 103 | 527 | ZVIT 128 | 372 |
| ZSCA 002 | 573 | ZSOF 104 | 525 | | |
| ZSCA 004 | 573 | ZSOF 115 | 529 | | |
| ZSCA 008 | 574 | ZSOF 117 | 524 | | |
| ZSCA 010 | 574 | ZSOF 118 | 532 | | |
| ZSCA 011 | 574 | ZSOF 119 | 532 | | |
| ZSCA 012 | 574 | ZSOF 120 | 531 | | |
| ZSCA 013 | 574 | ZSOF 121 | 531 | | |
| ZSCA 018 | 574 | ZSOF 129 | 522 | | |
| ZSCA 030 | 575 | ZSOF 130 | 523 | | |
| ZSCA 050 | 575 | ZSOF 131 | 523 | | |
| ZSCA 060 | 575 | ZSOF 135 | 503 | | |
| ZSCA 062 | 575 | ZSOF 300 | 522 | | |
| ZSCA 063 | 575 | ZSOF 301 | 522 | | |
| ZSCA 068 | 575 | ZSOF 302 | 522 | | |
| | 80, 98, 114, 128, 140, 195, 213, 230, 250, 261, 308, 321, 335, 344, 354, 502 | ZSOF 303 | 523 | | |
| ZSED 001 | | ZSOF 304 | 523 | | |
| ZSED 002 | 431, 448, 471 | ZSUP 001 | 548 | | |
| ZSED 003 | 458 | ZSUP 003 | 548 | | |
| ZSED 006 | 45, 62, 166, 184 | ZSUP 007 | 549 | | |
| ZSED 011 | 431 | ZSUP 009 | 548 | | |
| ZSED 015 | 230, 275, 293 | ZSUP 010 | 551 | | |
| ZSED 023 | 502 | ZSUP 012 | 548 | | |
| ZSED 028 | 372, 379 | ZSUP 015 | 550 | | |
| ZSED 029 | 376 | ZSUP 020 | 550 | | |
| ZSET 001 | 184, 344 | ZSUP 022 | 549 | | |
| ZSET 002 | 275, 308, 321, 335 | ZSUP 025 | 549 | | |
| ZSET 004 | 471 | ZSUP 026 | 550 | | |
| ZSET 005 | 448, 471 | ZSUP 027 | 547 | | |
| | | ZSUP 028 | 547 | | |
| | | ZSUP 029 | 549 | | |
| | | ZSUP 030 | 550 | | |



Rubinetteria Paffoni S.p.A.

Via Soriso, 2
28076 - Pogno (NO)
Tel. +39 0322 97321/2
Fax + 39 0322 97414
info@paffoni.it

www.paffoni.it